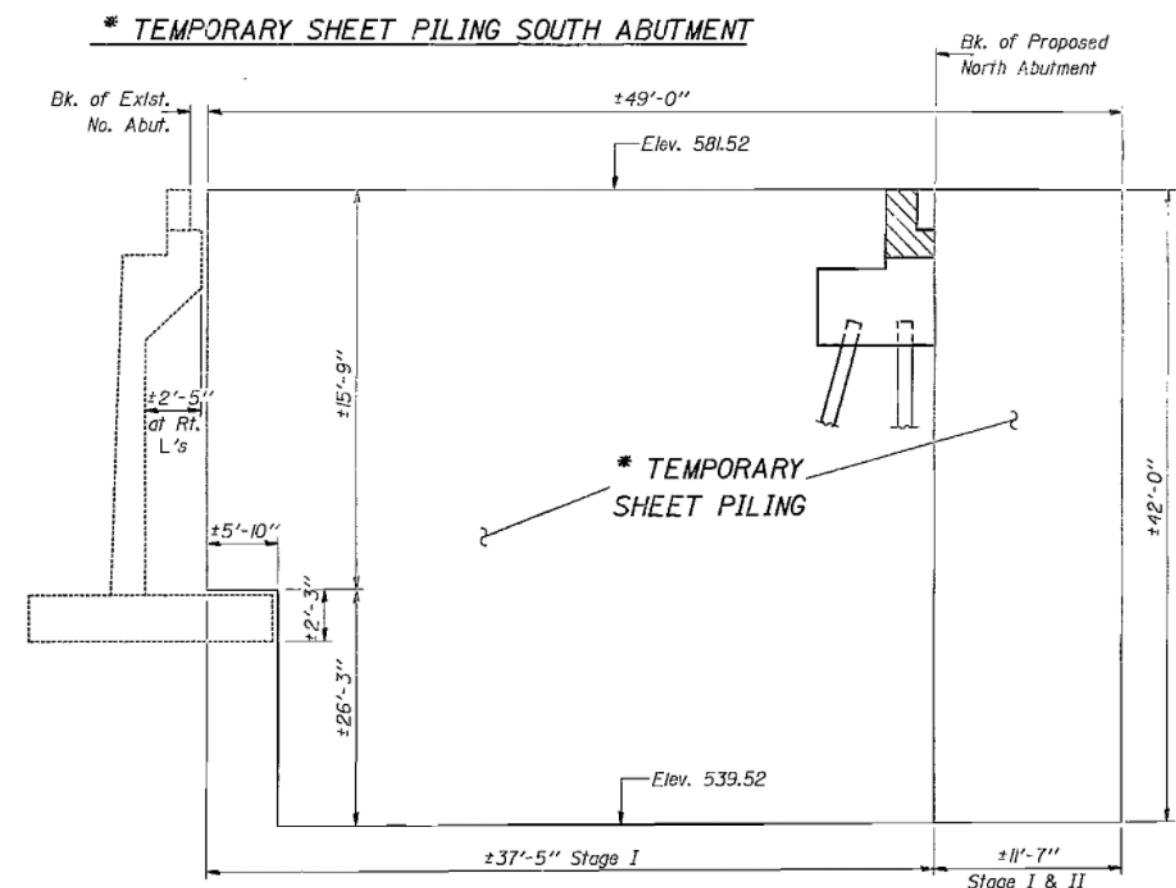
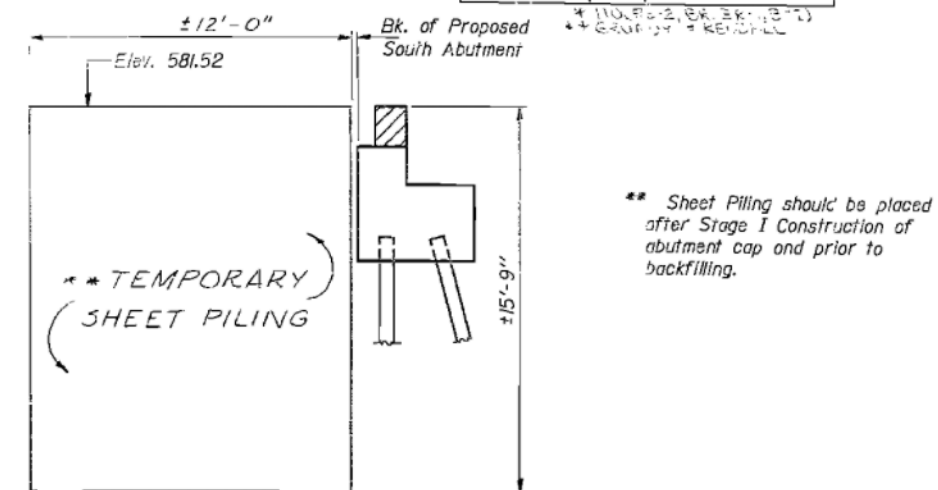
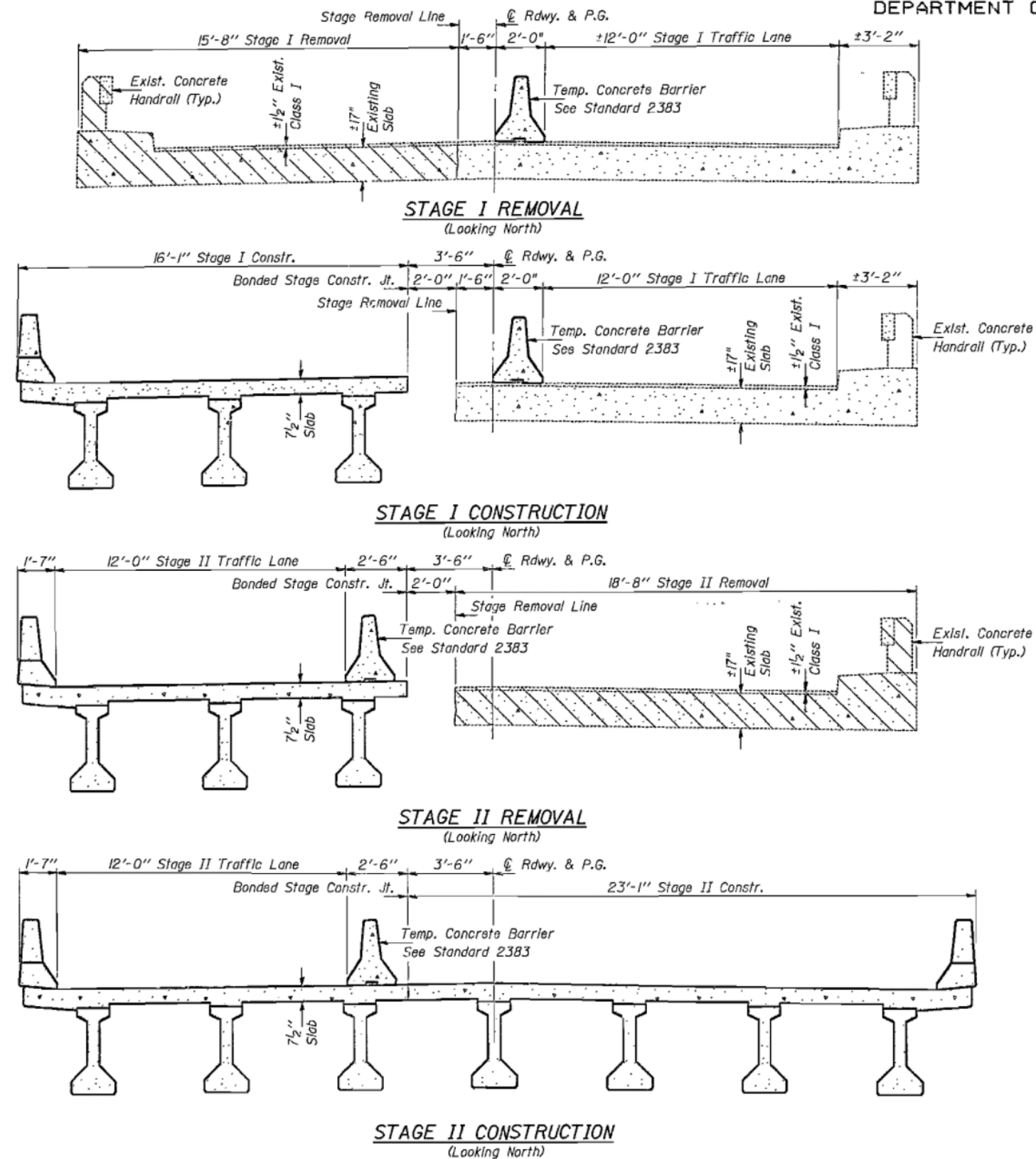


STATE OF ILLINOIS  
DEPARTMENT OF TRANSPORTATION

ROUTE NO.	SECTION	COUNTY	SHEET NO.	SHEET
106	BR-1	GRUNDY	106	65
SHEET NO. 2 15 SHEETS				



\* The information shown for the temporary sheet piling is estimated. It is the contractor's responsibility to provide a design of the temporary sheet piling and associated members, if required, subject to the approval of the Engineer. The Temporary Sheet Piling shall be placed as shown in details.

DESIGNED	EXAMINED	1987
CHECKED	PASSED	
DRAWN	APPROVED	
CHECKED		

Notes: Hatched area indicates "Removal of Existing Structure". For details of "Temporary Concrete Barrier" see sheet #3 of 15 sheets. For quantity of "Temporary Concrete Barrier" see Roadway Plans. Cost of removal of existing concrete handrail is incidental to "Removal of Existing Superstructure". Removal of existing Class I is incidental to "Removal of Existing Structure".

**FOR INFORMATION ONLY**

**STAGE CONSTRUCTION DETAILS & TEMPORARY SHEET PILING DETAILS**  
F.A. RT. 100 SEC. 110BR-1  
GRUNDY COUNTY  
STA. 203+54.75

FILE NAME =	USER NAME = bdecreane	DESIGNED -	REVISED -	STATE OF ILLINOIS DEPARTMENT OF TRANSPORTATION	IL. RTE. 47 EXISTING BRIDGE PLANS	F.A.P. RTE.	SECTION	COUNTY	TOTAL SHEETS	SHEET NO.	
V:\3195\66883 (South Section)\CADD Sheet	D366883-sht-construct-14.dgn	DRAWN -	REVISED -			326	(110)R, BR & BR-1	GRUNDY	644	412	
SHT.PLAN	PLOT SCALE = 2.0000' / in.	CHECKED -	REVISED -			CONTRACT NO. 66883					
	PLOT DATE = 8/6/2013	DATE - 7/15/2013	REVISED -			ILLINOIS FED. AID PROJECT					