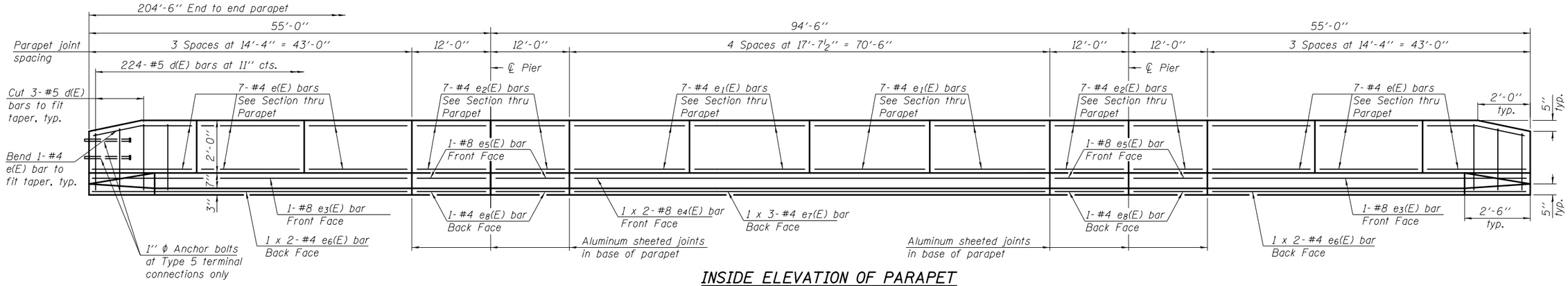

INSIDE ELEVATION OF PARAPET

MINIMUM BAR LAP

(Parapet)
#4 bar = 2'-0"
#8 bar = 5'-2"

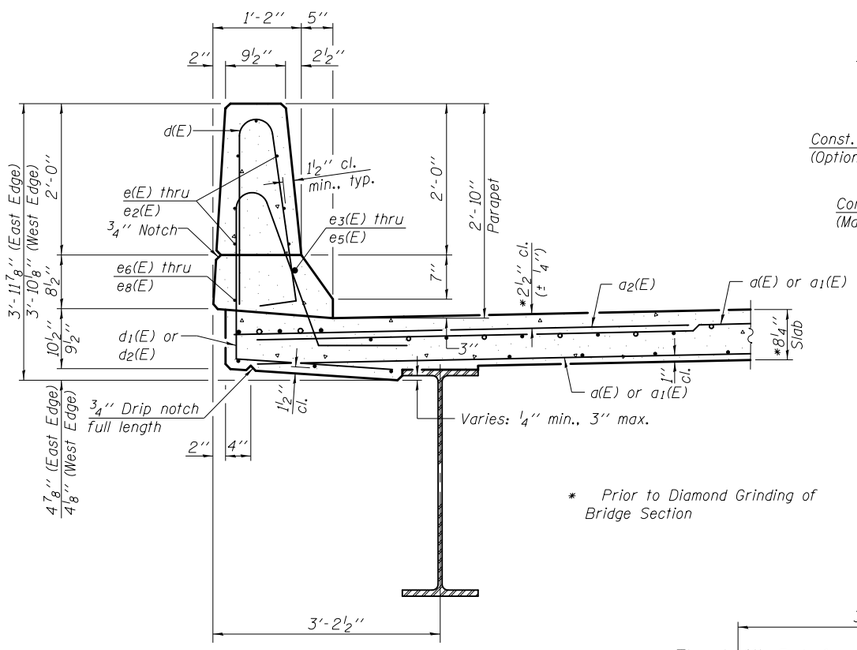

* Prior to Diamond Grinding of Bridge Section

SECTION THRU PARAPET

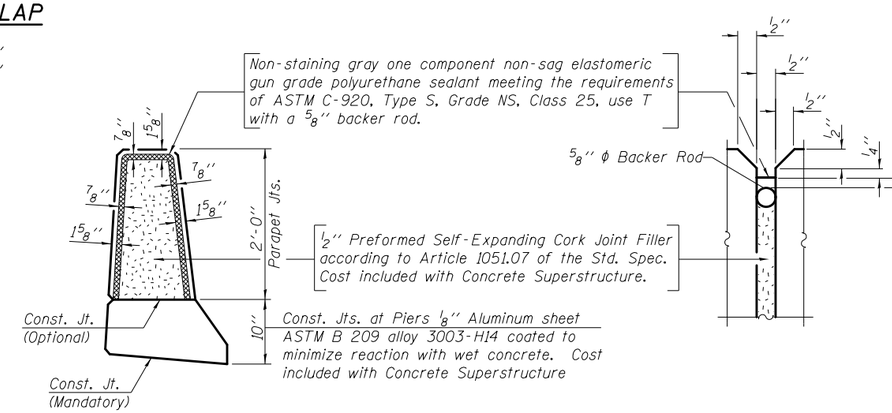

PARAPET JOINT DETAILS

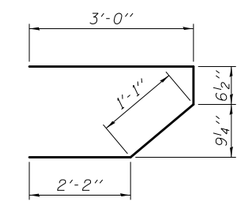

BAR s(E)

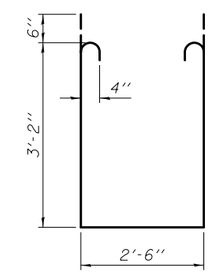

BAR s1(E)

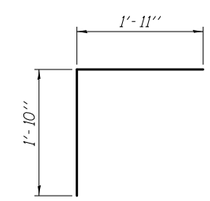

BAR v(E)

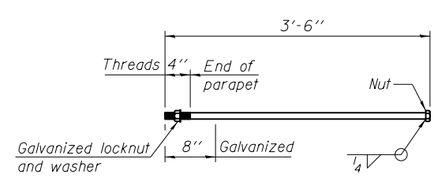

1"ϕ ANCHOR BOLT

(Cost included with Concrete Superstructure)

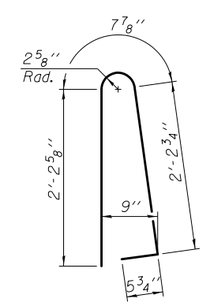

BAR d(E)

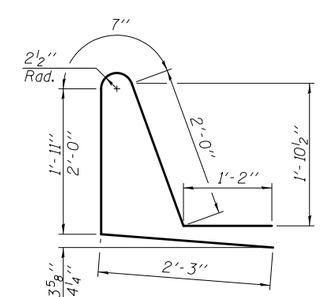

BARS d1(E) & d2(E)

SUPERSTRUCTURE BILL OF MATERIAL

Bar	No.	Size	Length	Shape
a(E)	705	#5	20'-7"	
a1(E)	705	#5	28'-10"	
a2(E)	892	#6	6'-6"	
a3(E)	4	#5	24'-2"	
a4(E)	4	#5	33'-9"	
b(E)	432	#5	27'-10"	
b1(E)	102	#6	47'-9"	
b2(E)	432	#5	25'-0"	
d(E)	448	#5	5'-7"	
d1(E)	224	#5	7'-11"	
d2(E)	224	#5	8'-0"	
e(E)	84	#4	14'-0"	
e1(E)	56	#4	17'-4"	
e2(E)	56	#4	11'-8"	
e3(E)	4	#8	42'-8"	
e4(E)	4	#8	37'-9"	
e5(E)	8	#8	11'-8"	
e6(E)	8	#4	22'-5"	
e7(E)	6	#4	24'-9"	
e8(E)	8	#4	11'-8"	
m(E)	4	#6	23'-5"	
m1(E)	4	#6	33'-0"	
m2(E)	6	#6	24'-2"	
m3(E)	6	#6	33'-9"	
m4(E)	12	#6	10'-5"	
m5(E)	16	#6	11'-0"	
m6(E)	10	#6	8'-2"	
m7(E)	4	#6	3'-3"	
m8(E)	2	#6	3'-4"	
m9(E)	2	#6	4'-4"	
s(E)	108	#5	6'-10"	
s1(E)	96	#4	9'-10"	
v(E)	100	#5	3'-9"	
Reinforcement Bars, Epoxy Coated		Pound	89260	
Concrete Superstructure		Cu. Yd.	362.3	

Bars indicated thus 1 x 3-#5 etc. indicates 1 line of bars with 3 lengths per line.
See View B-B on sheet 14 of 28 for placement of 1" ϕ Anchor bolts in end of parapet.

FILE NAME = $FILE$	USER NAME = piersonbr	DESIGNED - BAS	REVISED -
MAURER-STUTZ ENGINEERS SURVEYORS		CHECKED - JAE	REVISED -
	PLOT SCALE =	DRAWN - SGM	REVISED -
	PLOT DATE = 7/29/2013 $TIME$	CHECKED - BAS	REVISED -

STATE OF ILLINOIS
DEPARTMENT OF TRANSPORTATION

SUPERSTRUCTURE DETAILS
STRUCTURE NO. 057-0253
SHEET NO. 12 OF 28 SHEETS

F.A.I. RTE.	SECTION	COUNTY	TOTAL SHEETS	SHEET NO.
74	(57-20HB)BR	MCLEAN	440	219
		CONTRACT NO. 70570		
		ILLINOIS FED. AID PROJECT		