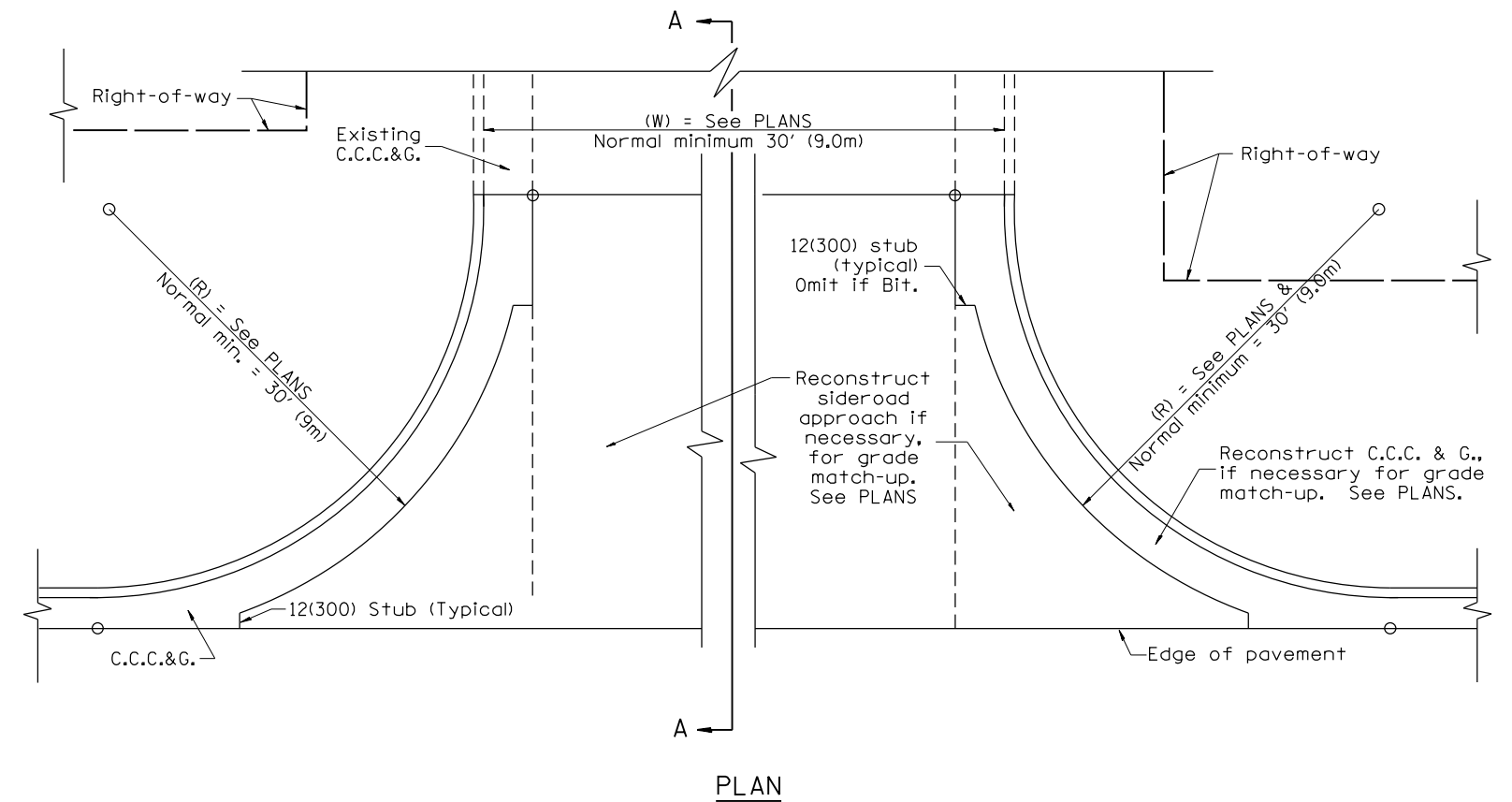
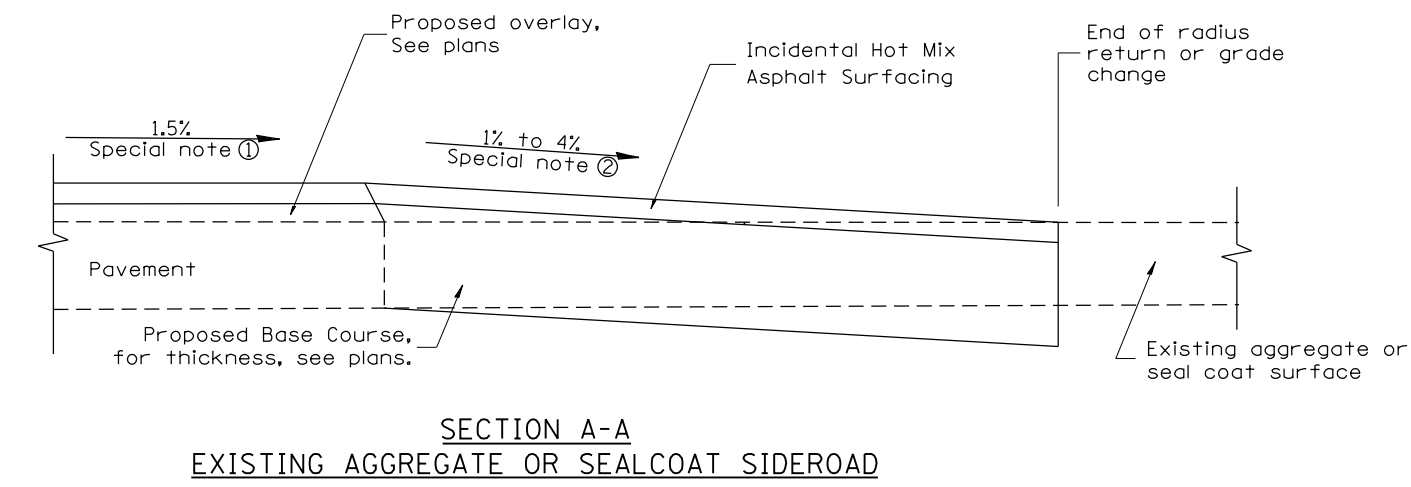
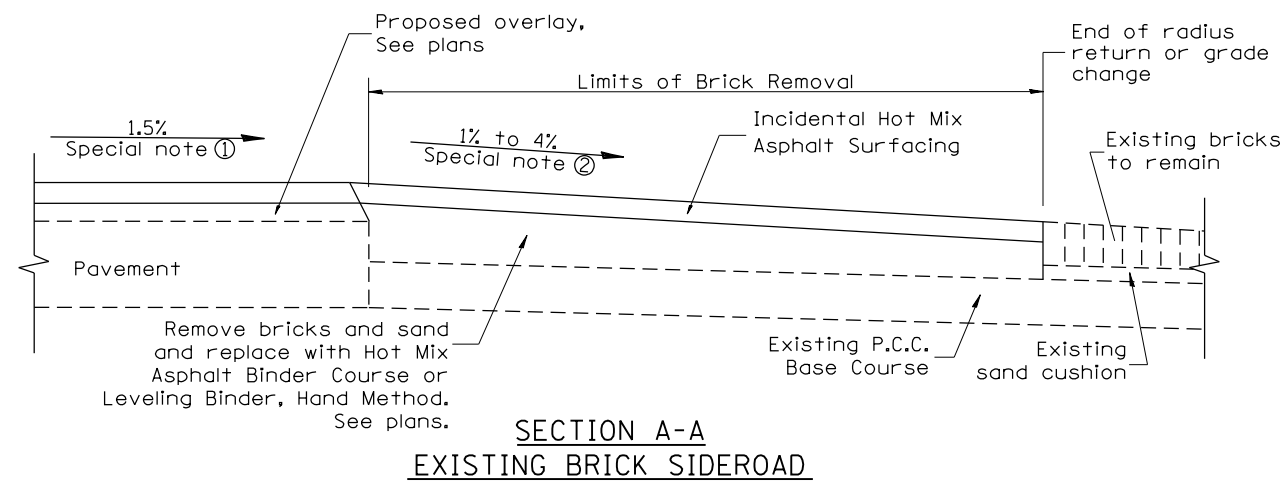
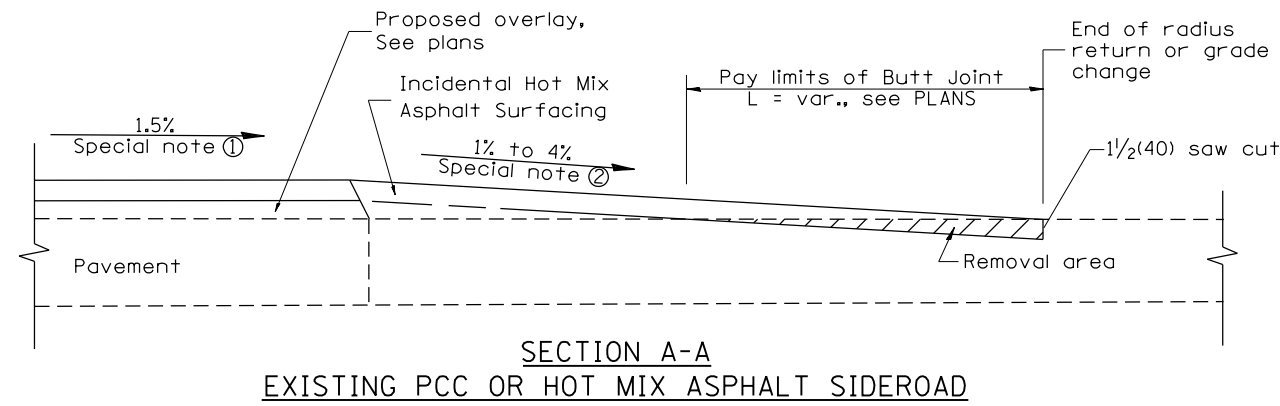


DESIGNER NOTES:
 1. DESIGNER SHOULD CONSULT CHAPTER 49 OF THE BDE FOR 3R POLICY.
 2. DESIGNER SHOULD REVIEW CHAPTER 38 FOR ADA
 3. STATE STANDARD 424001 SHOULD BE INCLUDED IN THE PLANS TO SUPPLEMENT THIS DRAWING, IF SIDEWALKS ARE TO BE CONSTRUCTED INITIALLY.



SPECIAL NOTES

- ① The mainline pavement cross-slope is 1.5% for tangent alignment. See Plans for cross-slope on super-elevated horizontal curves.
- ② The sideroad profile should drain away from the mainline at 1% to 4% for 50' (15.0m) to 100' (30.0m), or as a minimum to the end of the radius return. When the sideroad is on the high side of a mainline super-elevated curve, - 2% maximum should be provided in order to minimize breakover at the pavement edge. See plans for sideroad profiles.

All dimensions are in inches (millimeters) unless otherwise noted.

| | | | | |
|----------|-----------------------------------|--------|--|--|
| 01-01-97 | RENUM. C-105.01, NEW REVISION BOX | T.P. | | |
| 07-01-97 | REVISE DESIGNER NOTES | J.A. | | |
| 09-15-05 | REVISED DESIGNER NOTE | M.M.A. | | |
| 10-16-06 | REVISED TO 2007 SPEC. | M.A. | | |

**STATE OF ILLINOIS
 DEPARTMENT OF TRANSPORTATION**

NOT TO SCALE

URBAN SIDEROADS FOR "3R" PROJECTS

CADD STD. 406501-D4

| F.A. RTE. | SECTION | COUNTY | TOTAL SHEETS | SHEET NO. |
|---|---------|--------|--------------|-----------|
| | | | | |
| CONTRACT NO. | | | | |
| FED. ROAD DIST. NO. ILLINOIS FED. AID PROJECT | | | | |