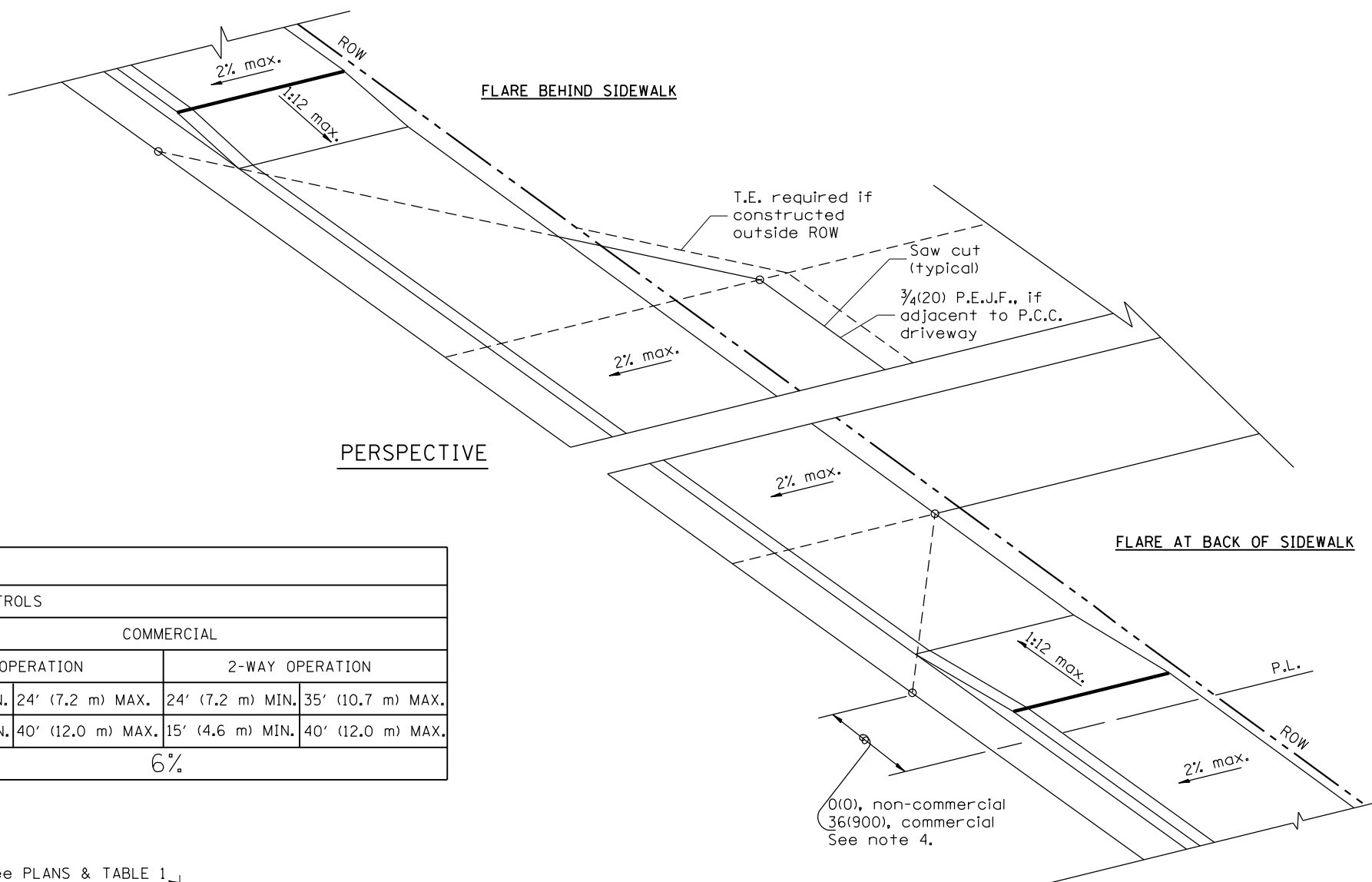
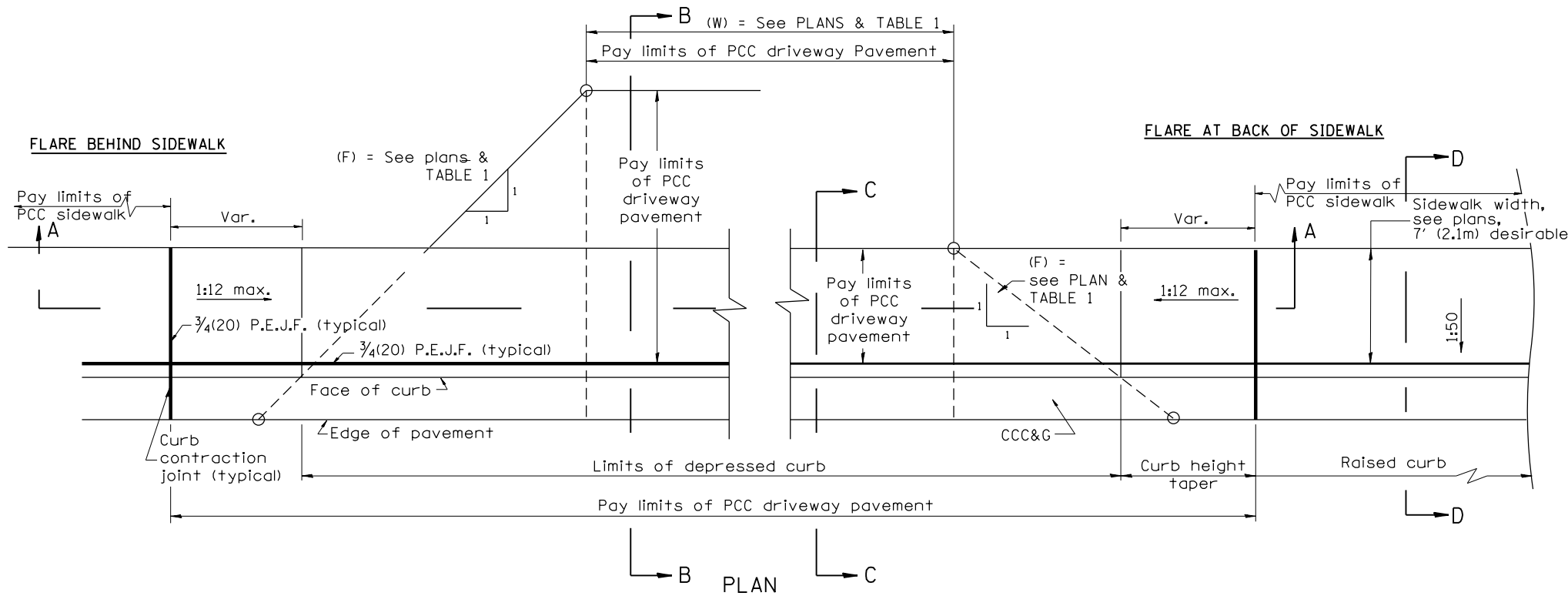


DESIGNER NOTES:
 1. DESIGNER SHOULD REVIEW "HANDBOOK FOR THE POLICY ON PERMITS FOR ACCESS DRIVEWAYS TO STATE HIGHWAYS"
 1:1 FLARES ARE RECOMMENDED FOR CURBLINE SIDEWALKS.
 2. DESIGNER SHOULD REVIEW CHAPTER 58 OF BDE FOR THE ADA REQUIREMENTS.
 3. INCLUDE STATE STANDARD 606001 AND APPLICABLE SIDEWALK STANDARDS.



| TABLE 1 URBAN ENTRANCE DESIGN CONTROLS | | | | | | |
|---|------------------|------------------|------------------|-------------------|------------------|-------------------|
| ELEMENT | NON-COMMERCIAL | | COMMERCIAL | | | |
| | | | 1-WAY OPERATION | | 2-WAY OPERATION | |
| WIDTH (W) | 12' (3.6 m) MIN. | 24' (7.2 m) MAX. | 14' (4.3 m) MIN. | 24' (7.2 m) MAX. | 24' (7.2 m) MIN. | 35' (10.7 m) MAX. |
| RADIUS EQUIVALENT 1:1 FLARE (F) | 5' (1.5 m) MIN. | 25' (7.6 m) MAX. | 15' (4.6 m) MIN. | 40' (12.0 m) MAX. | 15' (4.6 m) MIN. | 40' (12.0 m) MAX. |
| MAX. GRADE (G) | 8% | | 6% | | | |



GENERAL NOTES

1. The sidewalk area located within the pay limits of P.C.C. Driveway Pavement will be of the same thickness and construction as the P.C.C. Driveway Pavement.
2. Combination Concrete Curb & Gutter shall be depressed in accordance with Standard 606001.
3. Exceptions to the radius flare/property line relationship are as shown in the plans for common entrances, with jointly executed access permits.
4. Refer to State Standard 424026 for detectable warnings at busy commercial entrances.

All dimensions are in inches (millimeters) unless otherwise noted.

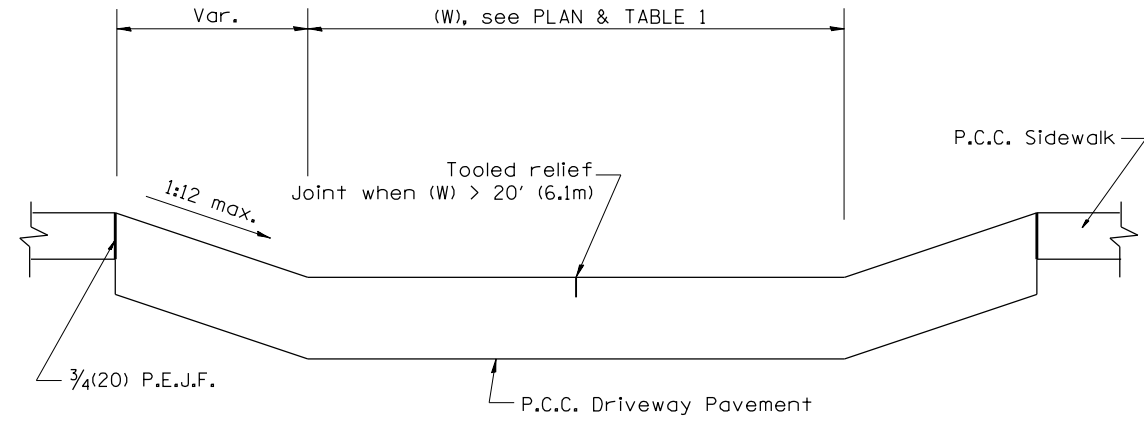
| | | | | | |
|----------|------------------------------------|--------|----------|---------------------------|------|
| 01-01-97 | RENUM. C-103.02, NEW REVISION BOX, | T.P. | 03-15-12 | REMOVED HATCHING ON RAMPS | R.D. |
| | REVISED GENERAL NOTES | | | | |
| 09-15-05 | REVISED DESIGNER NOTE | M.M.A. | | | |
| 10-16-06 | REVISED TO 2007 SPEC. | M.A. | | | |

**STATE OF ILLINOIS
DEPARTMENT OF TRANSPORTATION**

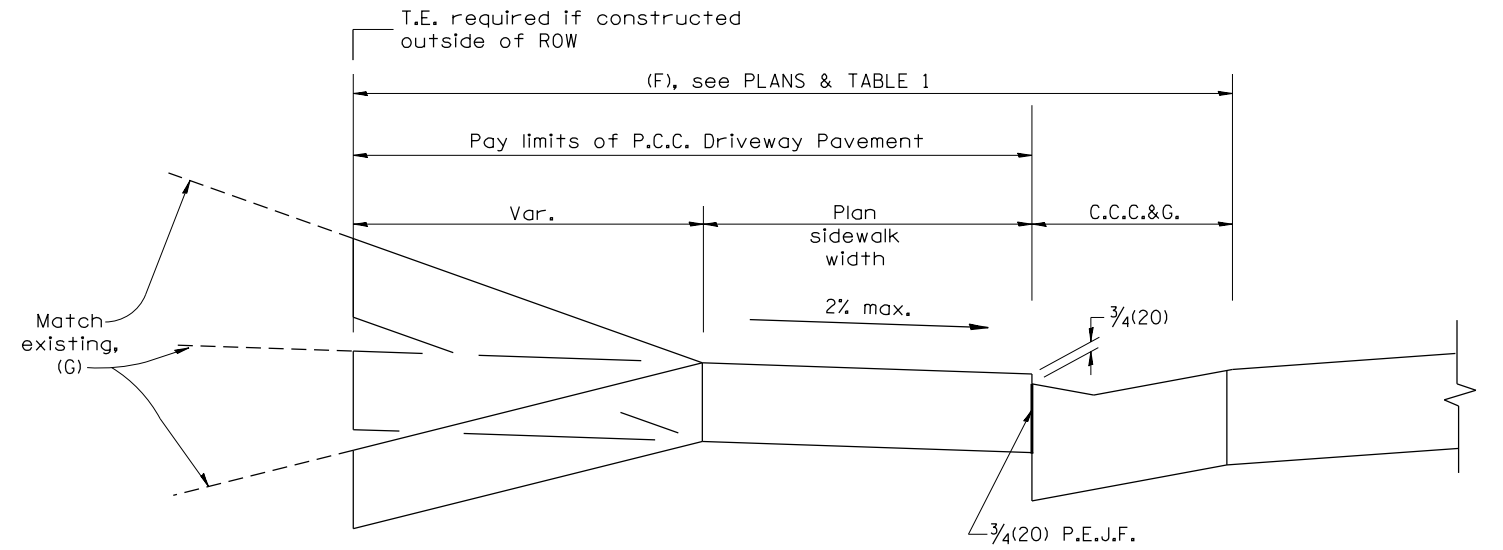
**URBAN ENTRANCES ACCESSIBLE TO THE DISABLED,
FOR CURBLINE SIDEWALKS**
 NOT TO SCALE

| | | | | |
|---|---------|--------|--------------|-----------|
| F.A. RTE. | SECTION | COUNTY | TOTAL SHEETS | SHEET NO. |
| | | | | |
| CONTRACT NO. | | | | |
| FED. ROAD DIST. NO. ILLINOIS FED. AID PROJECT | | | | |

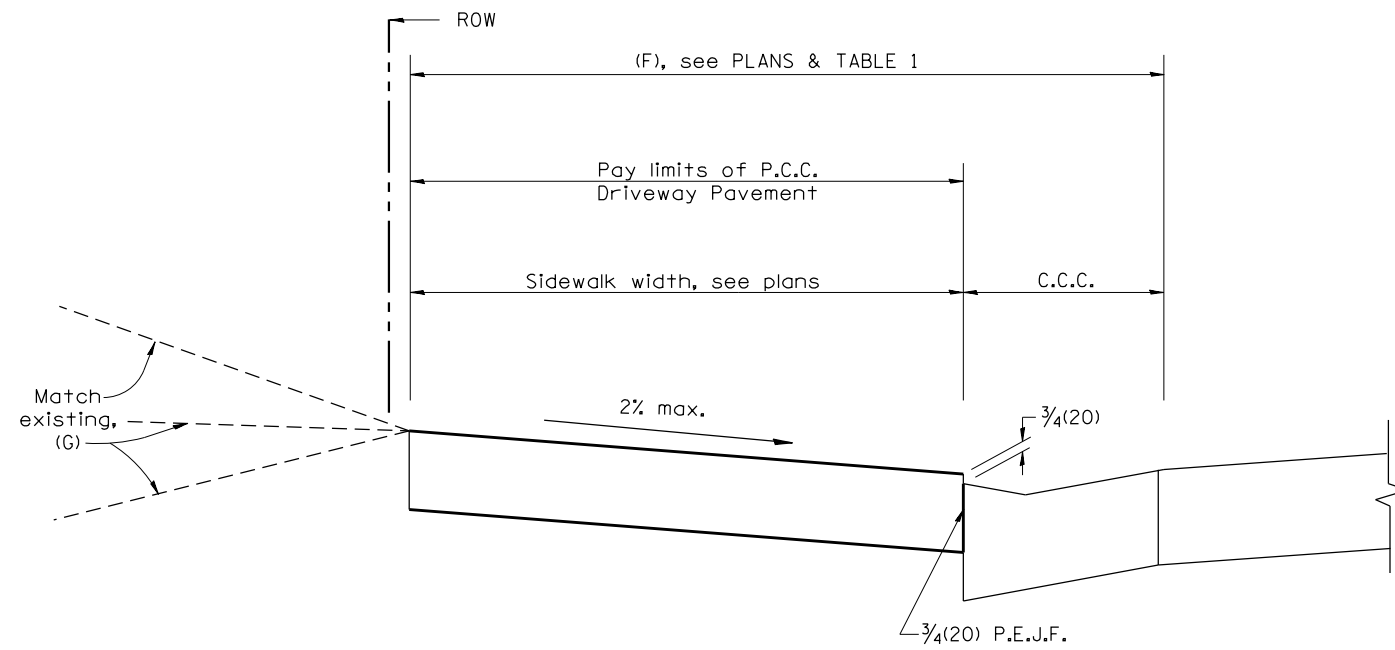
SHT. 1 OF 2
CADD STD. 423101-D4



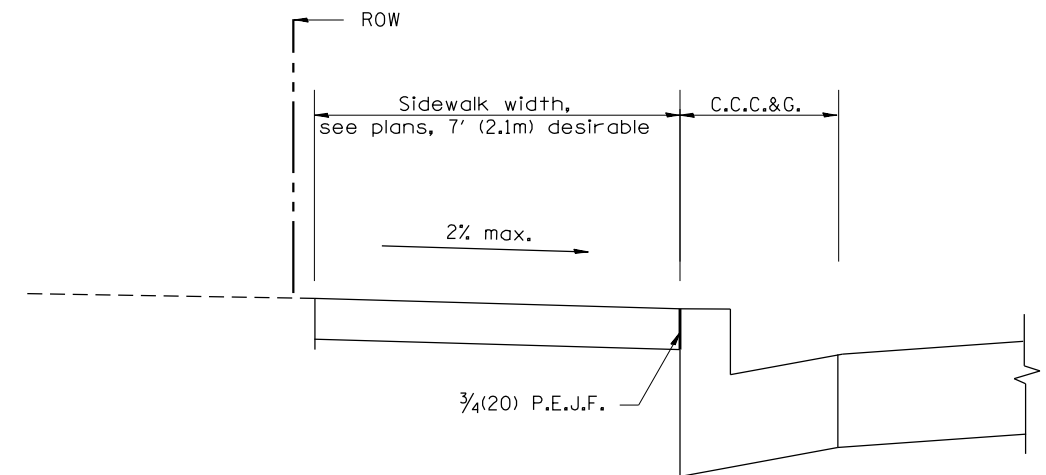
SECTION A-A



SECTION B-B



SECTION C-C



SECTION D-D

All dimensions are in inches (millimeters) unless otherwise noted.

| | | | | | | | | | |
|--|--|--|--|--|--|--|--|--|--|
| | | | | | | | | | |
|--|--|--|--|--|--|--|--|--|--|

STATE OF ILLINOIS
DEPARTMENT OF TRANSPORTATION

URBAN ENTRANCES ACCESSIBLE TO THE DISABLED,
FOR CURBLINE SIDEWALKS
NOT TO SCALE

| | | | | |
|---------------------|---------|---------------------------|--------------|-----------|
| F.A. RTE. | SECTION | COUNTY | TOTAL SHEETS | SHEET NO. |
| | | | | |
| CONTRACT NO. | | | | |
| FED. ROAD DIST. NO. | | ILLINOIS FED. AID PROJECT | | |

SHT. 2 OF 2
CADD STD. 423101-D4