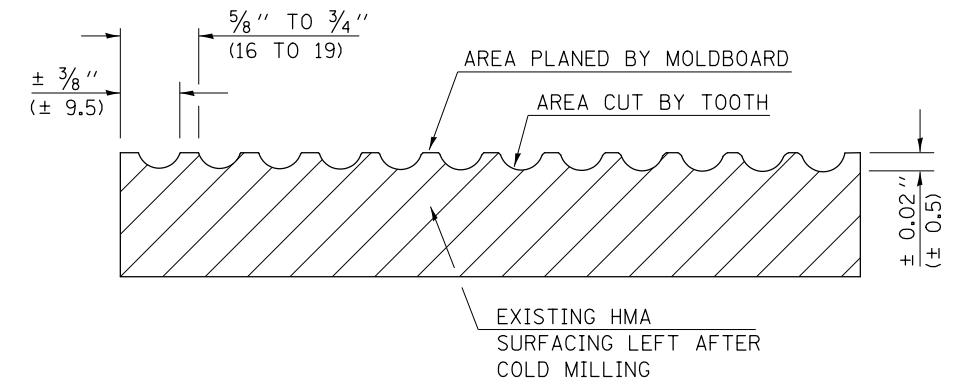
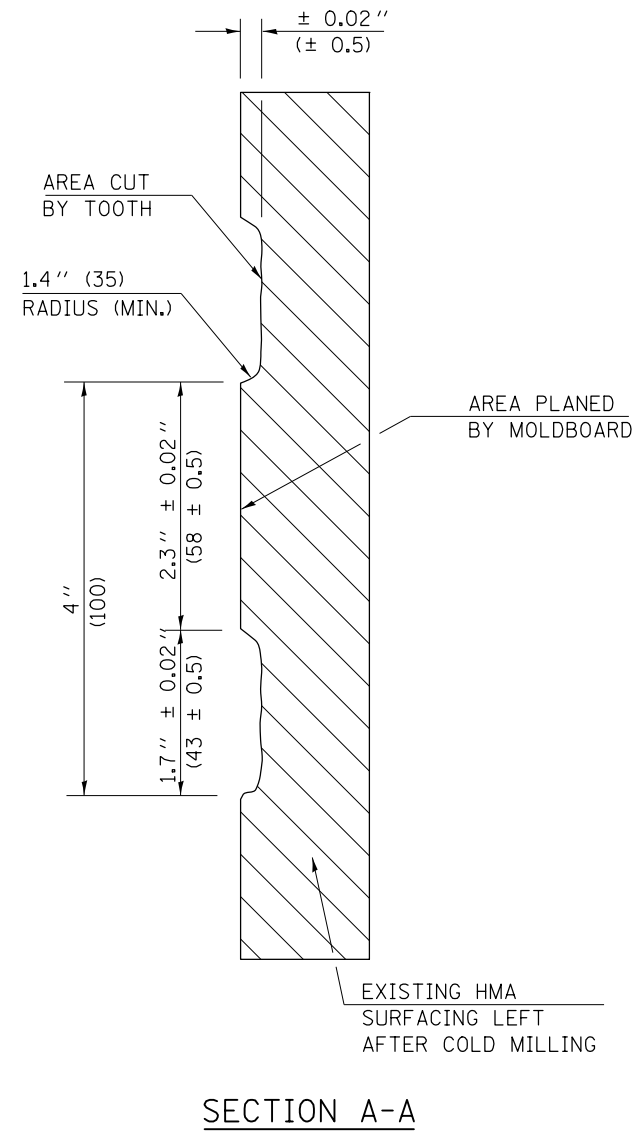
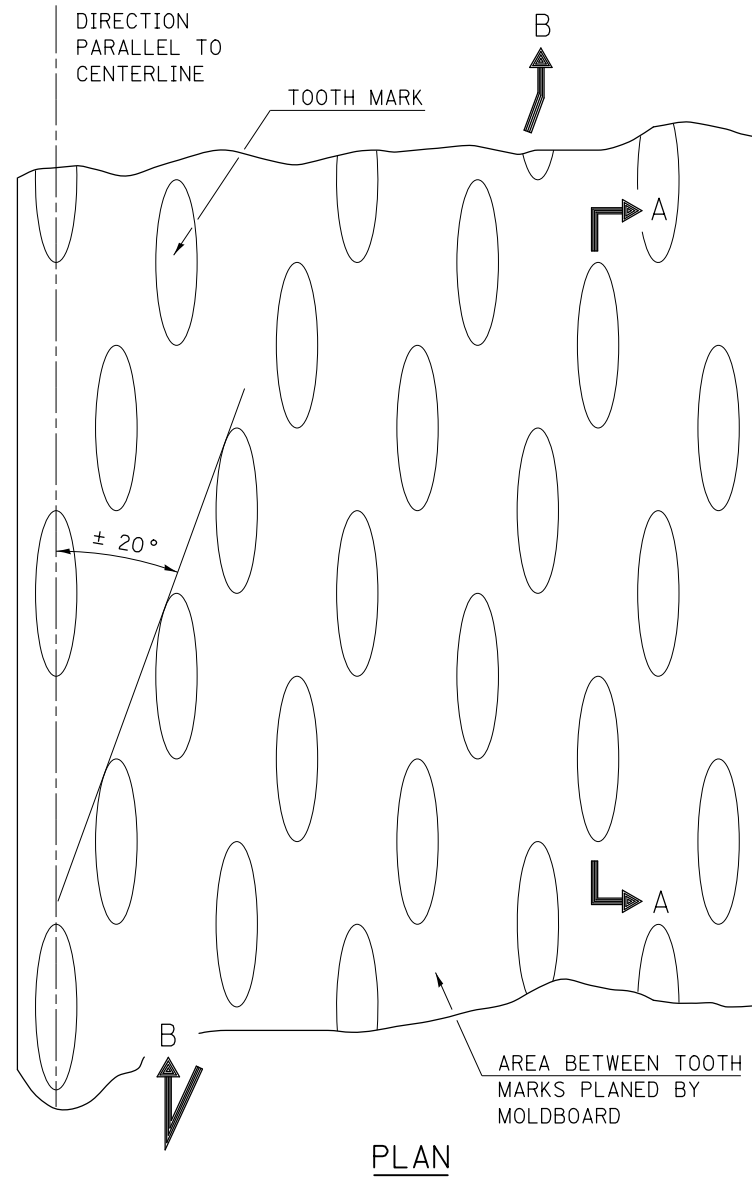


**REQUIRED SURFACE TEXTURE**



**SECTION B-B PROJECTED  
PERPENDICULAR TO CENTERLINE**

**NOTES**

1. SURFACE CORRECTION SHALL CONSIST OF TWO PROCESSES: CUTTING WITH CARBIDE TEETH MOUNTED ON A ROTATING DRUM, AND PLANING WITH A MOLDBOARD MOUNTED IMMEDIATELY BEHIND THE CUTTING DRUM.
2. OTHER SIMILAR PATTERNS WILL BE ACCEPTABLE IF THEY CONSIST OF A SMOOTH, FLAT, PLANED SURFACE INTERSPERSED WITH A PATTERN OF DISCONTINUOUS LONGITUDINAL STRIATIONS.
3. FOR BASIS OF PAYMENT SEE RECURRING SPECIAL PROVISION "HOT-MIX ASPHALT SURFACE CORRECTION", CHECK SHEET #13.

Note: All dimensions are in INCHES (millimeters) unless otherwise shown.

**DISTRICT 5 DETAIL NO. 4400080**

FILE NAME =	USER NAME = craigre	DESIGNED -	REVISED - 11/06
et:\pw\work\p\d01509\4400080.dgn		DRAWN -	REVISED - 08/11
	PLOT SCALE = 40.000' / in.	CHECKED -	REVISED -
	PLOT DATE = 8/12/2011	DATE -	REVISED -

**STATE OF ILLINOIS  
DEPARTMENT OF TRANSPORTATION**

**HOT-MIX ASPHALT SURFACE CORRECTION**

SCALE: SHEET NO. OF SHEETS STA. TO STA.

F.A. RTE.	SECTION	COUNTY	TOTAL SHEETS	SHEET NO.
CONTRACT NO.				
FED. ROAD DIST. NO. ILLINOIS FED. AID PROJECT				