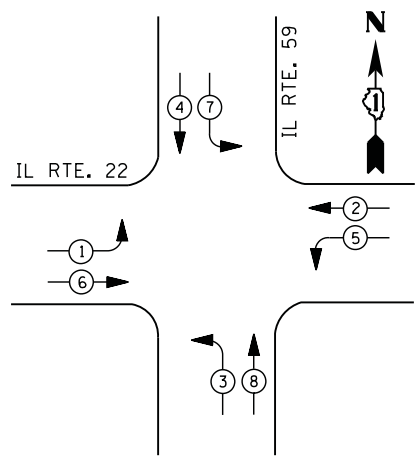


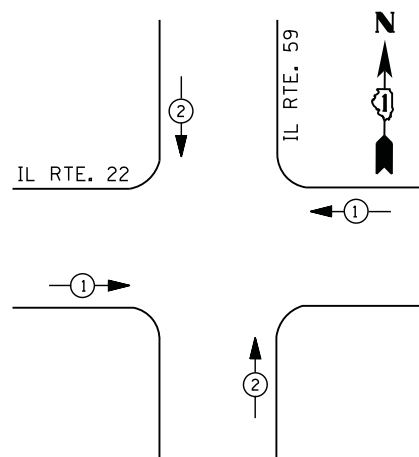
CONTROLLER SEQUENCE



LEGEND

- DUAL ENTRY PHASE
- PEDESTRIAN PHASE
- SINGLE ENTRY PHASE
- OVERLAP
- * NUMBER REFERS TO ASSOCIATED PHASE

PHASE DESIGNATION DIAGRAM



EMERGENCY VEHICLE PREEMPTION SEQUENCE

EMERGENCY VEHICLE PREEMPTORS		
EMERGENCY VEHICLE PREEMPTOR	1	2
MOVEMENT		

I. D. O. T.
 TRAFFIC SIGNAL INSTALLATION
 ELECTRICAL SERVICE REQUIREMENTS

TYPE	NO. LAMPS	WATTAGE		% OPERATIONS	TOTAL WATTAGE
		INCAND.	LED		
SIGNAL (RED)	12	135	17	0.50	102
(YELLOW)	12	135	25	0.25	75
(GREEN)	12	135	15	0.25	45
ARROW	16	135	12	0.10	19
PED. SIGNAL	--	90	25	1.00	--
CONTROLLER	1	100	100	1.00	100
ILLUM. SIGN	--	252	25	0.05	--
VIDEO SYSTEM	--	150	-	1.00	--
FLASHER LED					

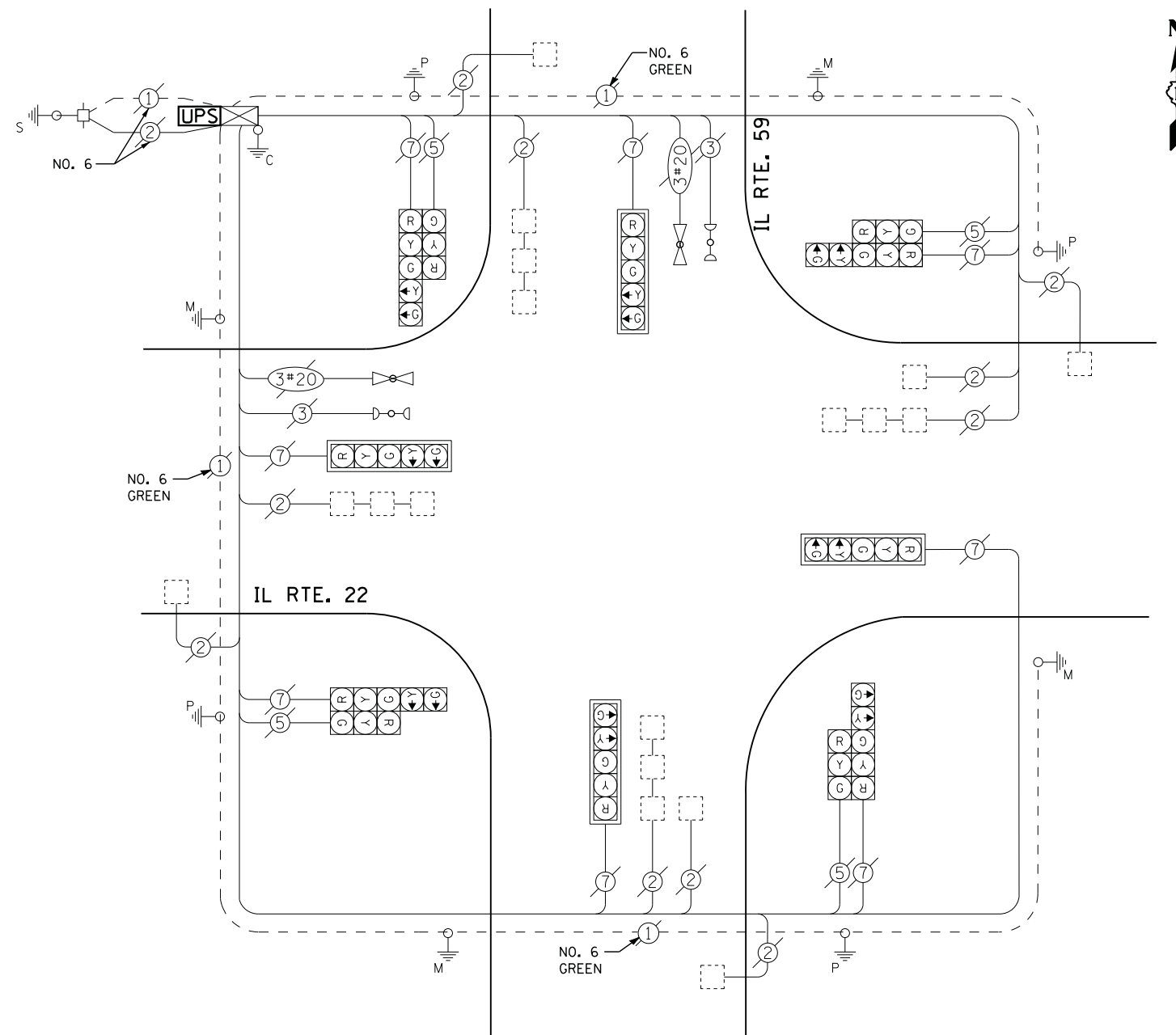
TOTAL = 341

ENERGY COSTS- BILLED TO: IDOT DISTRICT 1
 201 WEST CENTER COURT
 SCHAUMBURG, IL 60196-1096

ENERGY SUPPLY - CONTACT DAVE SCHACHT
 PHONE 630-437-2129
 COMMONWEALTH EDISON

SCHEDULE OF QUANTITIES

QUANTITY	UNIT	ITEM
1	EACH	MAINTENANCE OF EXISTING TRAFFIC SIGNAL INSTALLATION
1	EACH	MODIFY EXISTING CONTROLLER CABINET
1	EACH	UNINTERRUPTABLE POWER SUPPLY, SPECIAL



CABLE PLAN

FILE NAME =	USER NAME = *USER*	DESIGNED -	DW	REVISED -	
N:\Projects\3\12004\DesignCAD\Sheet Files\12-003 Sheets SW Lake Co\06740_CAB_LAKE.dgn		DRAWN -	JDH	REVISED -	
	PLOT SCALE = *SCALE*	CHECKED -	KMM	REVISED -	
	PLOT DATE = 8/23/2012	DATE -		REVISED -	

STATE OF ILLINOIS
 DEPARTMENT OF TRANSPORTATION

IL ROUTE 22 AT IL ROUTE 59
 SCHEDULE OF QUANTITIES, CABLE PLAN, PHASE DESIGNATION DIAGRAM
 AND EMERGENCY VEHICLE PREEMPTION SEQUENCE

SCALE: N.T.S. SHEET NO. OF SHEETS STA. TO STA.

F.A. RTE.	SECTION	COUNTY	TOTAL SHEETS	SHEET NO.
	2012-039TS	LAKE	84	72
CONTRACT NO. 60T84				
ILLINOIS FED. AID PROJECT				

TS# 6740
 NORTH BARRINGTON