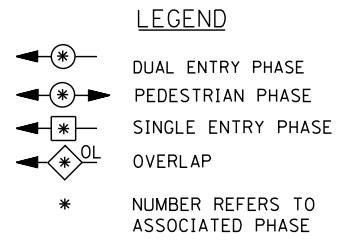
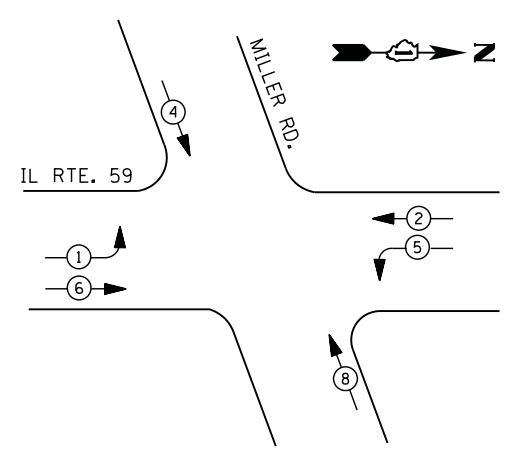
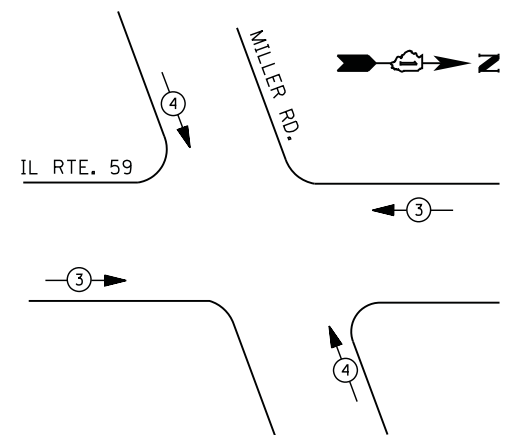


CONTROLLER SEQUENCE



PHASE DESIGNATION DIAGRAM



EMERGENCY VEHICLE PREEMPTION SEQUENCE

EMERGENCY VEHICLE PREEMPTORS		
EMERGENCY VEHICLE PREEMPTOR	3	4
MOVEMENT		

**I. D. O. T.
 TRAFFIC SIGNAL INSTALLATION
 ELECTRICAL SERVICE REQUIREMENTS**

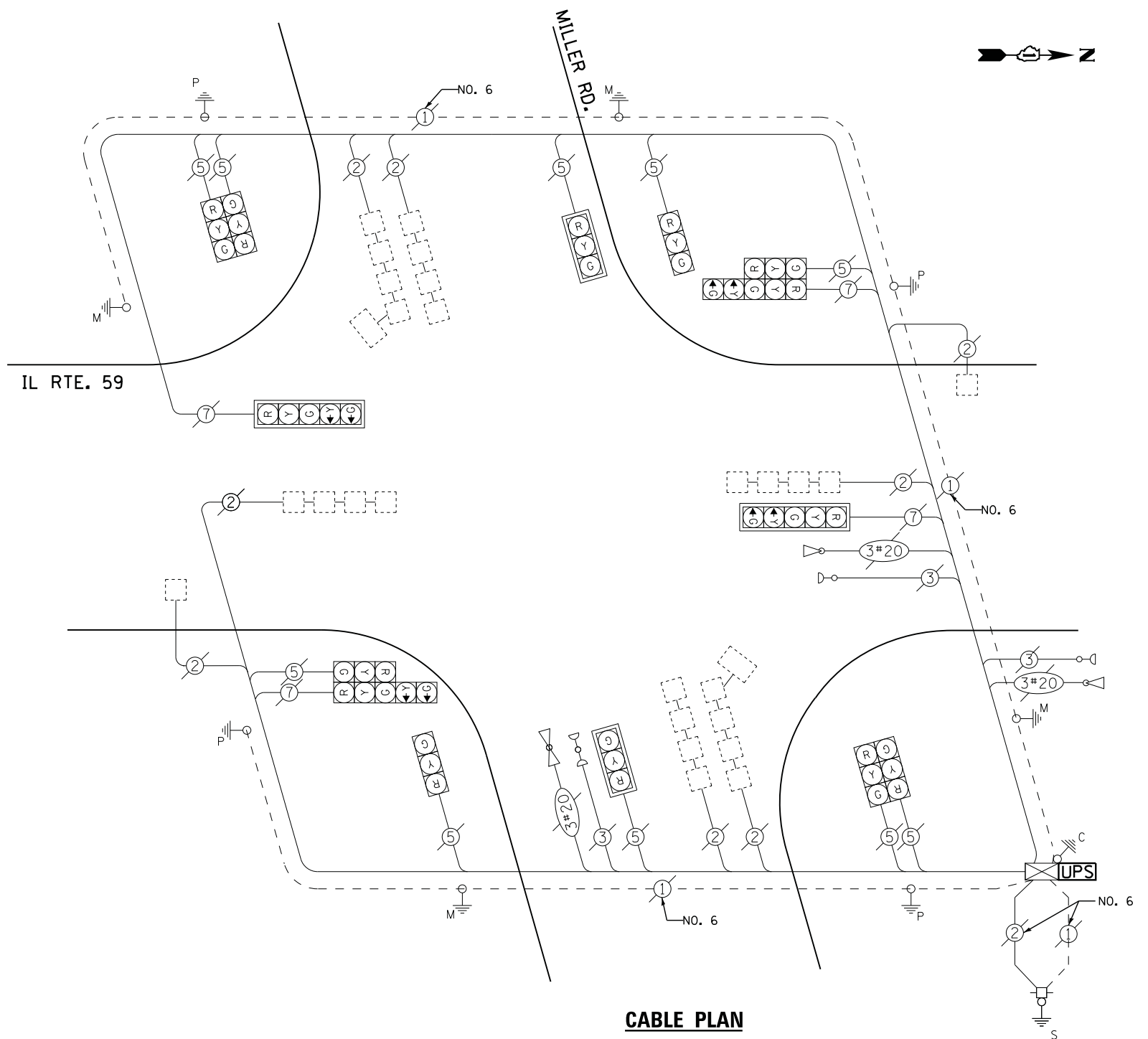
TYPE	NO. LAMPS	WATTAGE		% OPERATIONS	TOTAL WATTAGE
		INCAND.	LED		
SIGNAL (RED)	14	135	17	0.50	119
(YELLOW)	14	135	25	0.25	88
(GREEN)	14	135	15	0.25	53
ARROW	8	135	12	0.10	10
PED. SIGNAL	--	90	25	1.00	--
CONTROLLER	1	100	100	1.00	100
ILLUM. SIGN		252	25	0.05	--
VIDEO SYSTEM		150	-	1.00	--
FLASHER LED					
TOTAL =					370

ENERGY COSTS- BILLED TO: IDOT DISTRICT 1
 201 WEST CENTER COURT
 SCHAUMBURG, IL 60196-1096

ENERGY SUPPLY - CONTACT DAVE SCHACHT
 PHONE 630-437-2129
 COMMONWEALTH EDISON

SCHEDULE OF QUANTITIES

QUANTITY	UNIT	ITEM
1	EACH	MAINTENANCE OF EXISTING TRAFFIC SIGNAL INSTALLATION
1	EACH	MODIFY EXISTING CONTROLLER CABINET
1	EACH	UNINTERRUPTABLE POWER SUPPLY, SPECIAL



CABLE PLAN

FILE NAME =	USER NAME = *USER*	DESIGNED - DW	REVISED -
N:\Projects\3\12004\DesignCAD\Sheet Files\12-003 Sheets SW Lake Co\06860_CAB.LAKE.dgn		DRAWN - JDH	REVISED -
	PLOT SCALE = *SCALE*	CHECKED - KMM	REVISED -
	PLOT DATE = 8/23/2012	DATE -	REVISED -

**STATE OF ILLINOIS
 DEPARTMENT OF TRANSPORTATION**

IL ROUTE 59 AT MILLER ROAD			
SCHEDULE OF QUANTITIES, CABLE PLAN, PHASE DESIGNATION DIAGRAM AND EMERGENCY VEHICLE PREEMPTION SEQUENCE			
SCALE: N.T.S.	SHEET NO.	OF SHEETS	STA. TO STA.

F.A. RTE.	SECTION	COUNTY	TOTAL SHEETS	SHEET NO.
	2012-039TS	LAKE	84	73
CONTRACT NO. 60T84				
ILLINOIS FED. AID PROJECT				

TS# 6860
 NORTH BARRINGTON