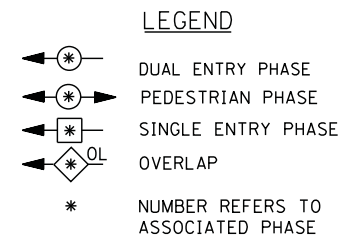
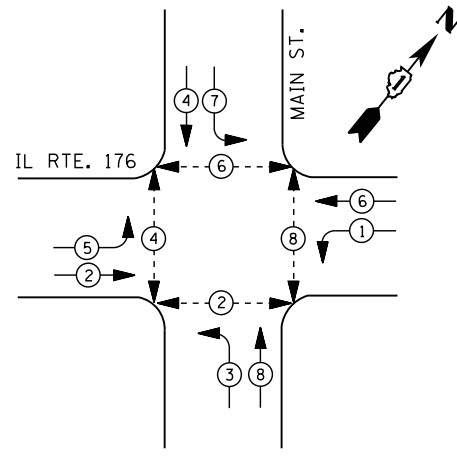
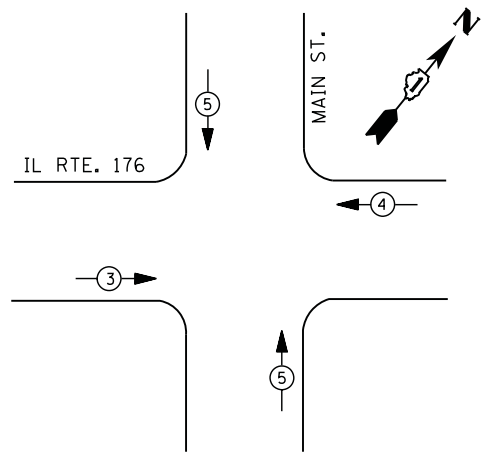


**CONTROLLER SEQUENCE**



**PHASE DESIGNATION DIAGRAM**



**EMERGENCY VEHICLE PREEMPTION SEQUENCE**

EMERGENCY VEHICLE PREEMPTORS			
EMERGENCY VEHICLE PREEMPTOR	3	4	5
MOVEMENT	→	←	↕

**I. D. O. T.  
 TRAFFIC SIGNAL INSTALLATION  
 ELECTRICAL SERVICE REQUIREMENTS**

TYPE	NO. LAMPS	WATTAGE		% OPERATIONS	TOTAL WATTAGE
		INCAND.	LED		
SIGNAL ( RED )	12	135	17	0.50	102
( YELLOW )	12	135	25	0.25	75
( GREEN )	12	135	15	0.25	45
ARROW	16	135	12	0.10	19
PED. SIGNAL	8	90	25	1.00	200
CONTROLLER	1	100	100	1.00	100
ILLUM. SIGN	--	252	25	0.05	--
VIDEO SYSTEM	--	150	150	1.00	--
FLASHER LED					

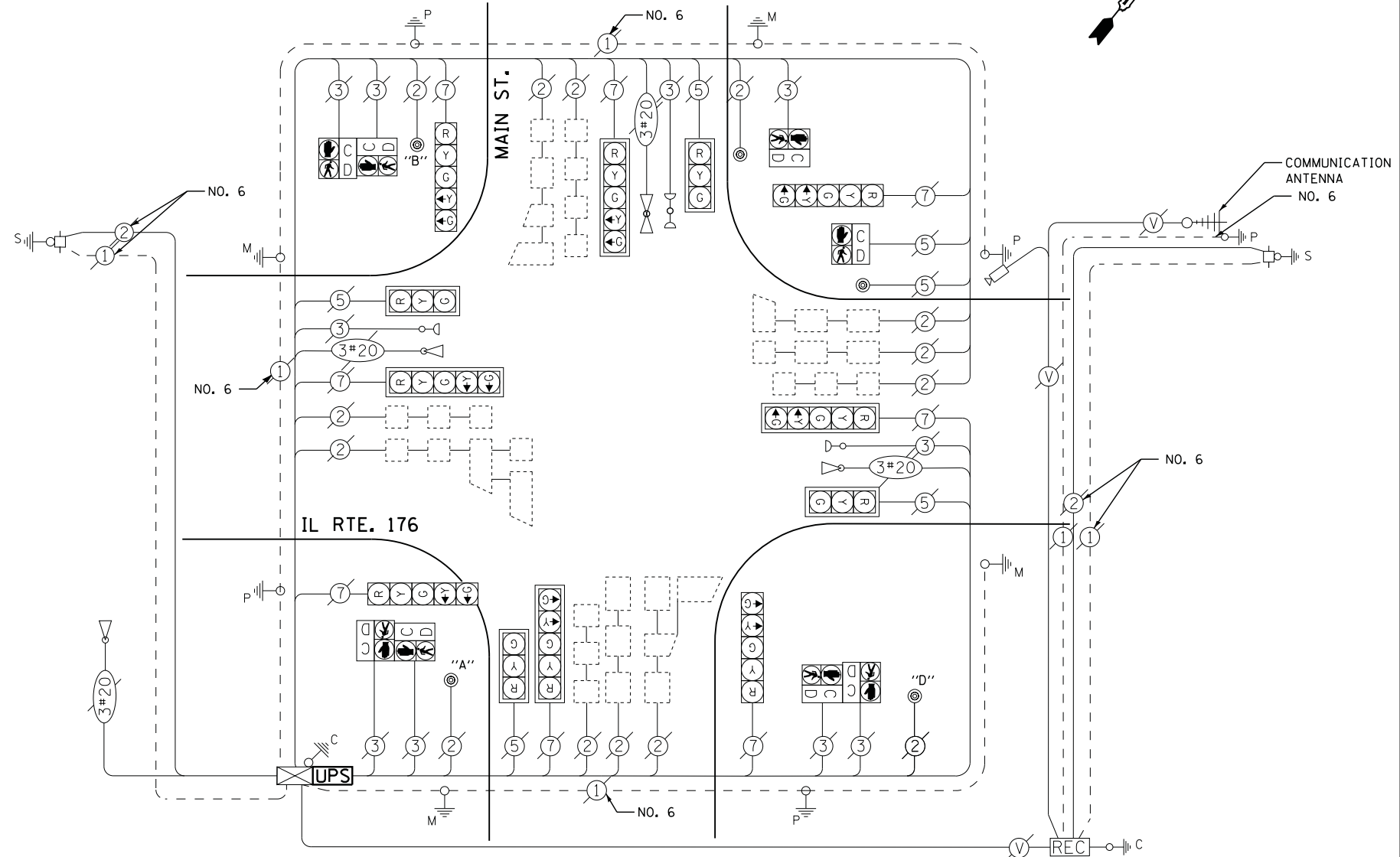
TOTAL = 541

ENERGY COSTS- BILLED TO: IDOT DISTRICT 1  
 201 WEST CENTER COURT  
 SCHAUMBURG, IL 60196-1096

ENERGY SUPPLY - CONTACT TERRI BLECK  
 PHONE 847-816-5239  
 COMMONWEALTH EDISON

**SCHEDULE OF QUANTITIES**

QUANTITY	UNIT	ITEM
1	EACH	MAINTENANCE OF EXISTING TRAFFIC SIGNAL INSTALLATION
1	EACH	MODIFY EXISTING CONTROLLER CABINET
1	EACH	UNINTERRUPTABLE POWER SUPPLY, SPECIAL



**CABLE PLAN**

NOTES:  
 PUSH BUTTON "A" SHALL PLACE A CALL IN PHASES 2 AND 4  
 PUSH BUTTON "B" SHALL PLACE A CALL IN PHASES 4 AND 6  
 PUSH BUTTON "D" SHALL PLACE A CALL IN PHASES 2 AND 8

FILE NAME =	USER NAME = \$USER\$	DESIGNED - DW	REVISED -
N:\Projects\3\12004\Design\CAD\Sheet Files\12-003 Sheets SW Lake Co\07150.CAB.LAKE.dgn		DRAWN - JDH	REVISED -
	PLOT SCALE = \$SCALE\$	CHECKED - KMM	REVISED -
	PLOT DATE = 8/23/2012	DATE -	REVISED -

**STATE OF ILLINOIS  
 DEPARTMENT OF TRANSPORTATION**

**IL ROUTE 176 AT OLD RAND ROAD  
 SCHEDULE OF QUANTITIES, CABLE PLAN, PHASE DESIGNATION DIAGRAM  
 AND EMERGENCY VEHICLE PREEMPTION SEQUENCE**

SCALE: N.T.S. SHEET NO. OF SHEETS STA. TO STA.

F.A. RTE.	SECTION	COUNTY	TOTAL SHEETS	SHEET NO.
	2012-039TS	LAKE	84	83
CONTRACT NO. 60T84				
ILLINOIS FED. AID PROJECT				

TS# 7150  
 WAUCONDA