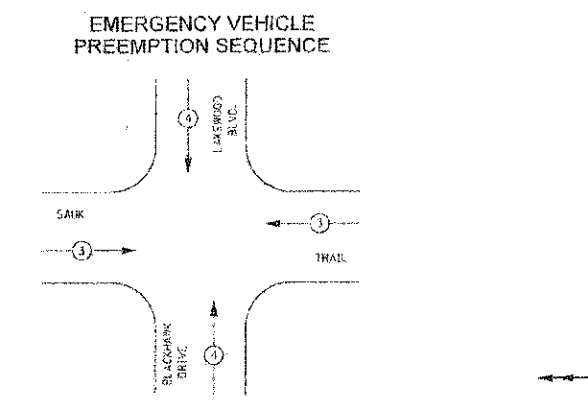
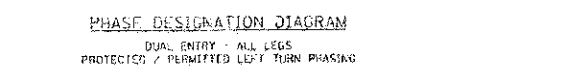
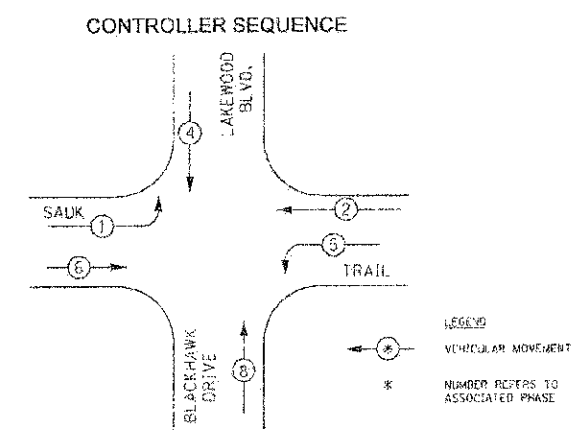


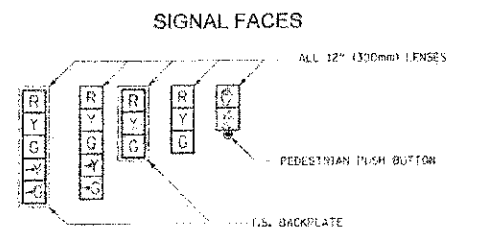
SECTION: CL-SUBC-04-RP



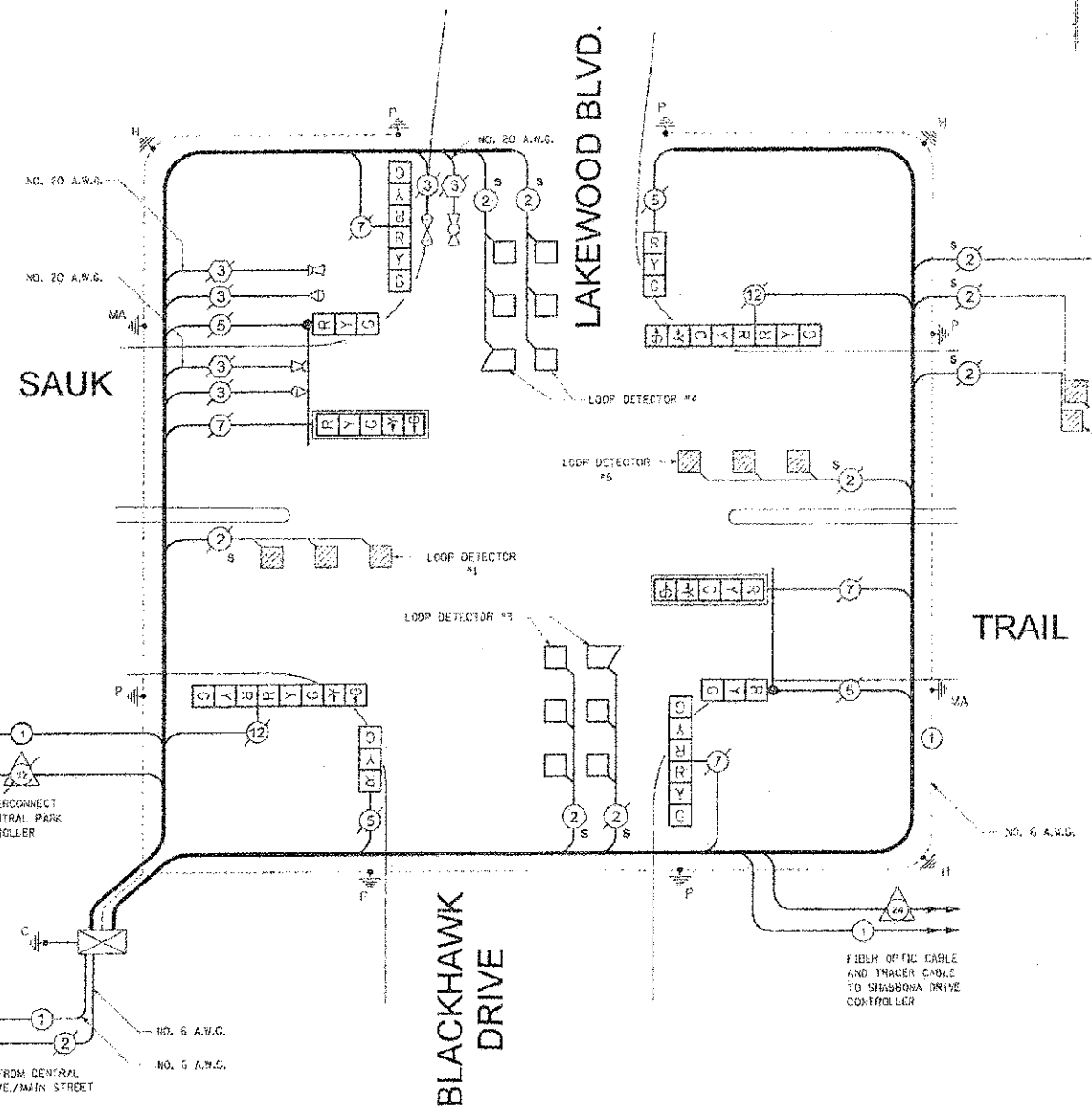
PROPOSED EMERGENCY VEHICLE PREEMPTION	3	4
MOVEMENT		

NOTES:

- THIS IS A SYSTEM GROUND THAT SHALL INTERCONNECT ALL GROUND RODS WITH NO. 5 1/2 COPPER AWG.
- THE NEUTRAL AND GROUND SHALL BE TIED AT THE SERVICE INSTALLATION BUT SEPARATE AT THE TRAFFIC CABINET.



- SIGNAL LENSES**
- R RED
 - Y YELLOW
 - G GREEN
 - Y GREEN TURN INDICATOR
 - G GREEN TURN INDICATOR



CABLE PLAN LEGEND

	PROPOSED	EXISTING
CONTROLLER CABINET	[Symbol]	[Symbol]
SERVICE INSTALLATION	[Symbol]	[Symbol]
12" TRAFFIC SIGNAL SECTION	[Symbol]	[Symbol]
(DENOTES NUMBER OF CONDUCTORS ALL CABLE NO. 10 EXCEPT AS INDICATED. ALL LOOP DETECTOR CABLE TO BE TWISTED AND SHIELDED.)	[Symbol]	[Symbol]
VEHICLE DETECTOR INDUCTION LOOP	[Symbol]	[Symbol]
SHIELDED & TWISTED	[Symbol]	[Symbol]
EMERGENCY VEHICLE LIGHT DETECTOR	[Symbol]	[Symbol]
CONFIRMATION BEACON	[Symbol]	[Symbol]
OPTICOM CABLE	[Symbol]	[Symbol]
300mm PEDESTRIAN SIGNAL HEAD	[Symbol]	[Symbol]
PUSHBUTTON DETECTOR	[Symbol]	[Symbol]
GROUND ROD AT HANDHOLE HD. COUPLE HANDHOLE END ON CONTROLLER END	[Symbol]	[Symbol]
GROUND ROD AT POST #PL OR MAX. 4RM POLE MAX.	[Symbol]	[Symbol]
GROUND ROD AT ELECTRIC SERVICE INSTALLATION	[Symbol]	[Symbol]
2-FIBER OPTIC INTERCONNECT CABLE NO. 62.5/125, 12FC	[Symbol]	[Symbol]
1-FIBER OPTIC CABLE NO. 62.5/125 MULTIMODE 12 FIBERS AND SINGLE MORE 12 FIBERS	[Symbol]	[Symbol]

REMOVE EXISTING TRAFFIC SIGNAL EQUIPMENT

THE FOLLOWING ITEMS SHALL BE REMOVED BY THE CONTRACTOR AND SHALL BE DISPOSED OF ON THEIR OUTSIDE THE RIGHT-OF-WAY AT THEIR EXTREME. THE SALVAGE VALUE OF THE REMOVED EQUIPMENT SHALL BE REFLECTED IN THE CONTRACT BID PRICE.

- 2' EACH 14" T.S. POSTS
- 3' EACH 18" T.S. POSTS
- 10' EACH SIGNAL HEAD, 1-FACE, 3-SECTION
- 4' EACH SIGNAL HEAD, 1-FACE, 3-SECTION

Reference Only

COUNTY OF COOK DEPARTMENT OF HIGHWAYS	
SAUK-TRAIL AT LAKEWOOD BLVD. - BLACKHAWK DR. CABLE DIAGRAM	
DESIGNED: R.L.S.	DATE: 08/17/12
CHECKED: T.A.O.	PROJECT: 12-00097-00 R5
DATE: 08/17/12	FILE: 120499-SIGNAL PLANS.spt

COUNTY OF COOK, DEPARTMENT OF HIGHWAYS, PROJECT NO. 12-00097-00 R5, SHEET NO. 24 OF 24, CONTRACT NO. 63740, DATE: 08/17/12, FILE: 120499-SIGNAL PLANS.spt



DESIGNED - BNP	REVISIONS
DRAWN - ECC	REVISIONS
CHECKED - TAO	REVISIONS
DATE - 08/17/12	FILE - 120499-SIGNAL PLANS.spt

**COOK COUNTY HIGHWAY DEPARTMENT
 SIGNAL PLANS - REFERENCE ONLY**

F.A.U. RTE.	SECTION	COUNTY	TOTAL SHEETS	SHEET NO.
1057	12-00097-00 R5	COOK-WILL	24	24
FED. ROAD DIST. NO. 1 ILLINOIS FED. AID PROJECT		M-40031077		