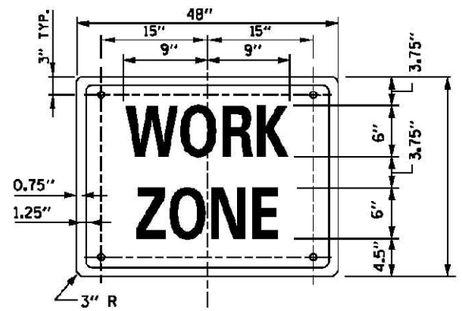

SIGN G20-I102 (O)

COLOR: BACKGROUND - FLUORESCENT ORANGE (O)
BORDER AND LETTERS - BLACK
SIZE: 48"x24"
LETTERING: 6" FEDERAL SERIES C.
MOUNTING HOLES: 7/16" DIA., 4 HOLES SPACED AS SHOWN ON SIGN G20-2A

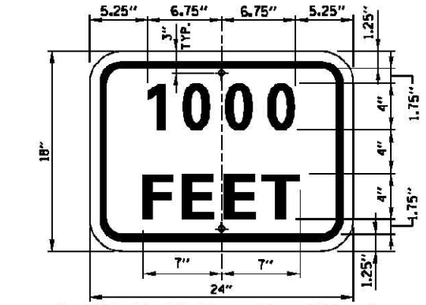

SUPPLEMENTAL PLATE (O)

COLOR: BACKGROUND - FLUORESCENT ORANGE (O)
BORDER AND LETTTERS - BLACK
SIZE: 24"x18"
LETTERING: 4" FEDERAL SERIES D
MOUNTING HOLES: 7/16" DIA.

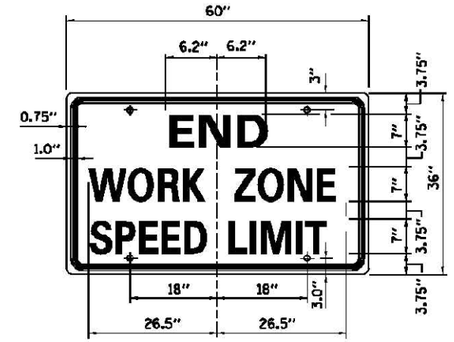

SIGN G20-I103 (O)

COLOR: BACKGROUND - FLUORESCENT ORANGE (O)
BORDER AND LETTERS - BLACK
SIZE: 60"x36"
LETTERING: 6" FEDERAL SERIES C.
MOUNTING HOLES: 7/16" DIA., 4 HOLES SPACED AS SHOWN

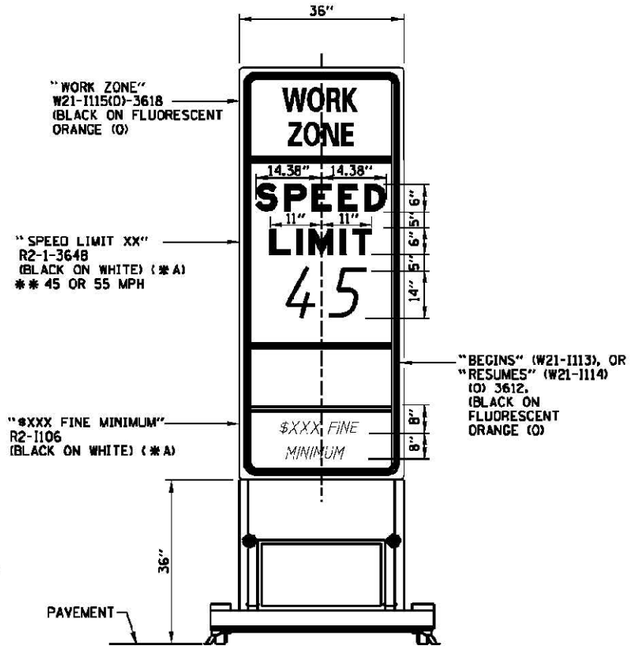

WORK ZONE SPEED LIMIT
SIGN ASSEMBLY

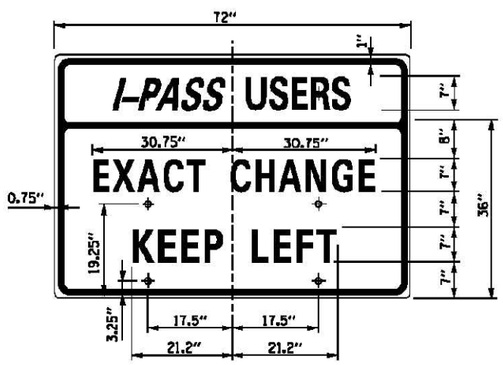

SIGN TS-7

COLOR: BACKGROUND - WHITE (REFLECTORIZED) (*A)
BORDER AND LETTTERS - BLACK
SIZE: 72"x36"
LETTERING: 7" FEDERAL SERIES C
MOUNTING HOLES: 7/16" DIA., 4 HOLES SPACED AS SHOWN

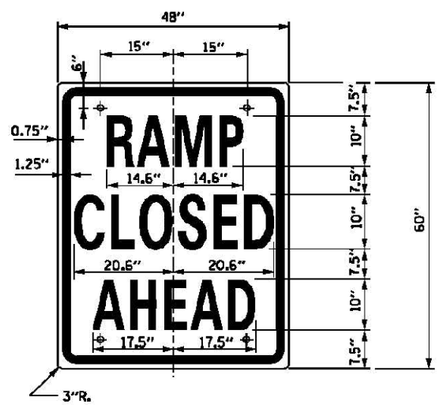

SIGN TS-9

COLOR: BACKGROUND - WHITE (REFLECTURIZED)
BORDER AND LETTTERS - BLACK
SIZE: 48"x60"
LETTERING: 10" FEDERAL SERIES C
MOUNTING HOLES: 7/16" DIA., 4 HOLES SPACED AS SHOWN

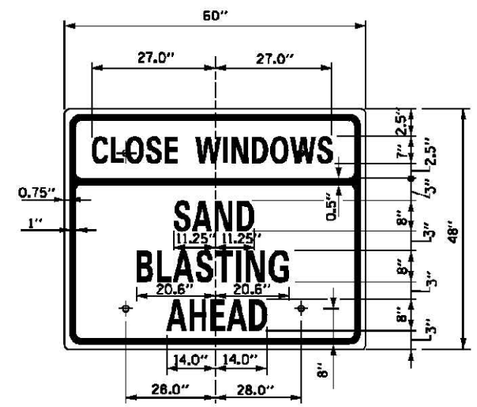

SIGN TS-10 (O)

COLOR: BACKGROUND - FLUORESCENT ORANGE (O)
BORDER AND LETTTERS - BLACK
SIZE: 60"x48"
LETTERING: 8" FEDERAL SERIES C, 7" FEDERAL SERIES B
MOUNTING HOLES: 7/16" DIA., 4 HOLES SPACED AS SHOWN

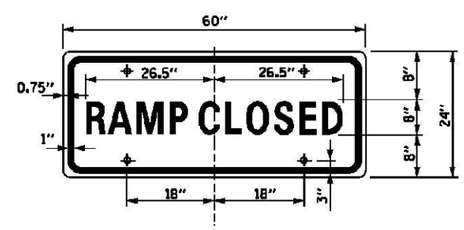

SIGN TS-6

COLOR: BACKGROUND - WHITE (REFLECTURIZED)
BORDER AND LETTTERS - BLACK
SIZE: 60"x24"
LETTERING: 8" FEDERAL SERIES C
MOUNTING HOLES: 7/16" DIA., 4 HOLES SPACED AS SHOWN

GENERAL NOTES:

1. ALL LETTERING IS DESIGNATED BY SIZE AND SERIES IN ACCORDANCE WITH THE LATEST EDITION OF "STANDARD ALPHABETS FOR HIGHWAY SIGNS AND PAVEMENT MARKINGS" AS PUBLISHED BY THE U.S. DEPARTMENT OF TRANSPORTATION. LETTERING SPACING SHALL BE IN ACCORDANCE WITH THE GUIDE EXCEPT WHERE NOTED.
2. SYMBOLS AND ARROWS SHALL CONFORM TO THE DETAILS SHOWN IN THE LATEST EDITION OF "STANDARD HIGHWAY SIGNS" AS PUBLISHED BY THE U.S. DEPARTMENT OF TRANSPORTATION.
3. SEE THE CONTRACT REQUIREMENTS FOR ADDITIONAL NOTES AND SPECIFICATIONS.
(O) FLUORESCENT ORANGE REFLECTIVE SHEETING PER THE STANDARD SPECIFICATIONS.
(*A)-REFLECTIVE SHEETING PER THE STANDARD SPECIFICATIONS.

SHEET 2 OF 2

Illinois Tollway
Open Roads for a Faster Future

CONSTRUCTION SIGNS

STANDARD E1-02

Paul Kovacs
APPROVED ..... CHIEF ENGINEER ..... DATE 5-1-2009

FINAL SURVEY	BY	DATE
SURVEYED		
PLOTTED		
TEMPLATE		
AREAS		
AREAS CHECKED		
NOTE BOOK NO.		

ORIGINAL SURVEY	BY	DATE
SURVEYED		
PLOTTED		
TEMPLATE		
AREAS		
AREAS CHECKED		
NOTE BOOK NO.		

FILE NAME = D264H73-sht-STDE1-02_SHT2.dgn
PLOT DATE = 9/20/2012
PLOT SCALE = 100.0000 ' / IN.

CHRISTIAN-ROGE & ASSOCIATES, INC.
ENGINEERS-PLANNERS-SURVEYORS
211 WEST WACKER DRIVE
CHICAGO, ILLINOIS 60606
PHONE: (312)372-2023 FAX: (312)372-5274

DESIGNED - G.F.L.	REVISED -		
DRAWN - K.R.K.	REVISED -		
CHECKED - E.J.M.	REVISED -		
DATE - AUGUST 2012	REVISED -		

STATE OF ILLINOIS
DEPARTMENT OF TRANSPORTATION

TOLLWAY STANDARD E1-02

SCALE: SHEET NO. OF SHEETS STA. TO STA.

F.A.I. RTE.	SECTION	COUNTY	TOTAL SHEETS	SHEET NO.
39	D2 DECK REPAIR 2013-1	OGLE	32	32B
		CONTRACT NO. 64H73		

FED. ROAD DIST. NO. 1 | ILLINOIS | FED. AID PROJECT