

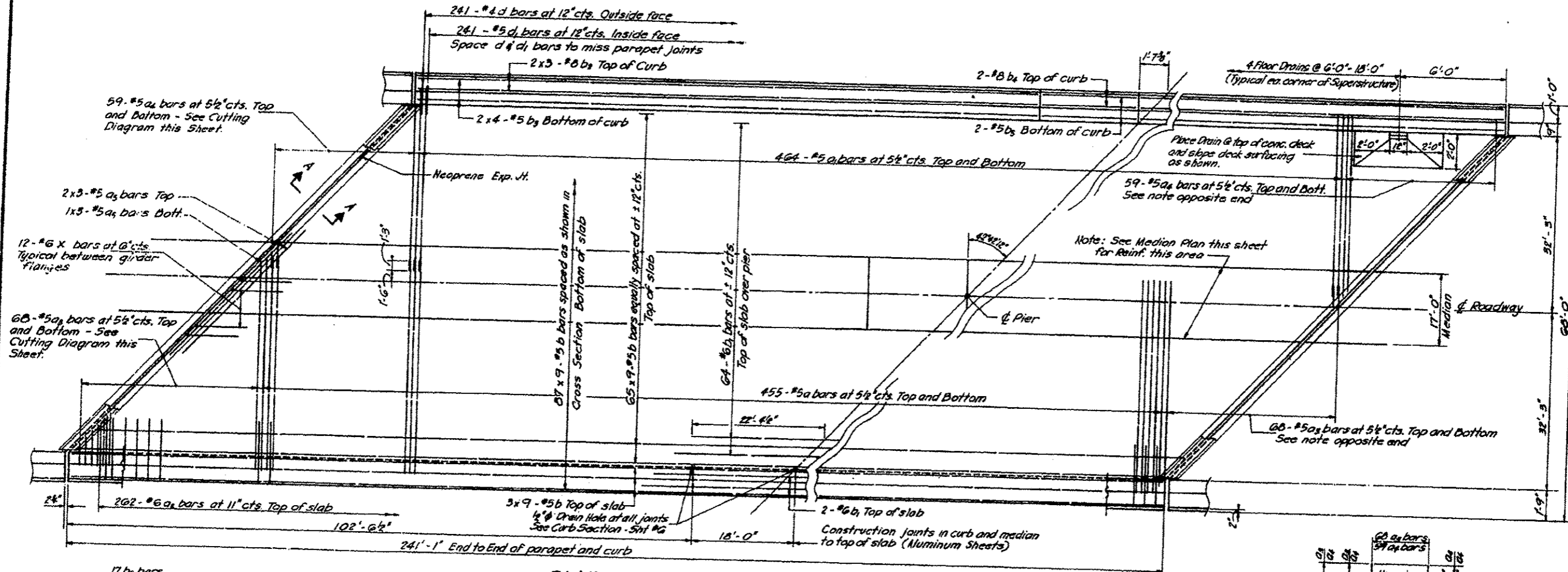
Notes:  
 Bars indicated thus 20x3-#5 etc.  
 indicates 20 lines of bars with 3  
 lengths per line.  
 Min. bar laps = 24 diameters

# FOR INFORMATION ONLY

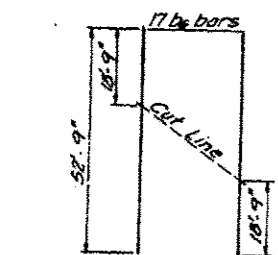
STATE OF ILLINOIS  
 DEPARTMENT OF PUBLIC WORKS & BUILDINGS  
 DIVISION OF HIGHWAYS

ROUTE NO.	SEC.	COUNTY	ROYAL SHEET NO.	SHEET NO.
195	3186	WHITESIDE	60	20
F.A. 408				
FED. ROAD DIST. NO. 7 ILLINOIS F.A. PROJ.				

SHEET NO. 5 OF 18 SHEETS

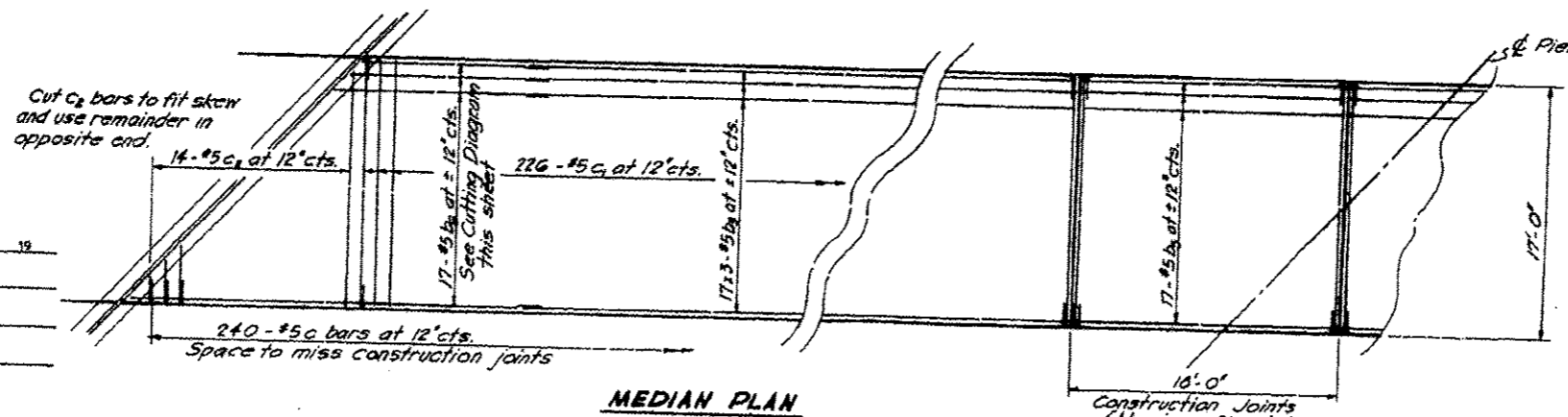


**PLAN**

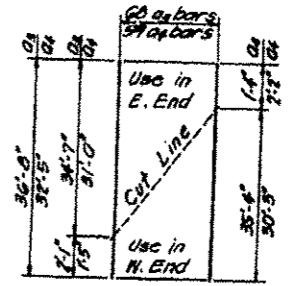


**CUTTING DIAGRAM - #5 BARS**  
 Order #5 bars full length - Cut as shown and use remainder in opposite end.

DESIGNED L. Roberts	EXAMINED _____
CHECKED S. M. Knight	PASSED _____
DRAWN L. Roberts	APPROVED _____
CHECKED S. M. Knight	



**MEDIAN PLAN**



**CUTTING DIAGRAM #5, #6 BARS**  
 Order bars full length - Cut as shown and use remainder in opposite end.

Reinforcement and Class X Concrete are billed on Sheet # 6

**SUPERSTRUCTURE MAIN SPANS**  
 F.A. RTE. 408 - SEC. 195-3186-G  
 WHITESIDE COUNTY  
 STA. 2619 + 09.27