



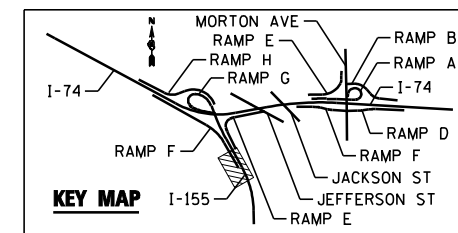


**LEGEND:**

- 
 LONGITUDINAL CONSTRUCTION JOINT WITH NO. 6 TIE BARS SPACED AT 24" CENTER OR LONGITUDINAL SAWED JOINT WITH NO. 6 TIE BARS SPACED AT 30" CENTERS
- 
 TRANSVERSE CONTRACTION JOINT OR OPTIONAL TRANSVERSE CONSTRUCTION JOINT
- 
 LONGITUDINAL KEYED JOINT (WITHOUT TIE BAR)
- 
 TRANSVERSE EXPANSION JOINT

**NOTE:**  
ELEVATIONS PROVIDED AT 25' INTERVALS ALONG STATIONING



|                                       |                      |           |
|---------------------------------------|----------------------|-----------|
| FILE NAME =                           | DESIGNED - AJP       | REVISED - |
| ...D468620-sh1-1-155-RampF-elev10.dgn | DRAWN - TMB          | REVISED - |
| USER NAME = toddblank                 | CHECKED - JNR        | REVISED - |
| PLOT DATE = 7/17/2012                 | DATE - JULY 20, 2012 | REVISED - |



STATE OF ILLINOIS  
DEPARTMENT OF TRANSPORTATION

PAVEMENT JOINTING AND ELEVATION PLANS  
I-155 RAMP F  
SCALE: 1"=50' SHEET NO. 10 OF 16 SHEETS STA. 338+00.00 TO STA. 344+00.00

|                            |          |          |              |           |
|----------------------------|----------|----------|--------------|-----------|
| F.A.I. RTE.                | SECTION  | COUNTY   | TOTAL SHEETS | SHEET NO. |
| 90-I14R(14HB-4,14,14HVB)BR | TAZEWELL | ILLINOIS | 2433         | 1483      |
| CONTRACT NO. 68620         |          |          |              |           |