

Bench Mark: Chiseled "E" on sign (lodging) fdn on off ramp for WB I-74 to Morton Ave Ramp, Sta. 8+90, Elev. 716.56

Existing Structures: Current Structure S.N. 090-0141 built in 1993/94 Sect. 90-15-1, 15-1HR, 15W-1. Structure consists of dual 2-span continuous steel WF superstructures with 7.5 inch reinforced concrete decks and no overlay. The superstructure total width varies from 103'-2" to 107'-2". Stage construction shall be utilized to maintain traffic during construction.

No salvage.

APPROVED
For Structural Adequacy Only
Mark R. Bendok
Engineer of Bridges & Structures

DESIGN SPECIFICATIONS
2002 AASHTO Standard Specifications
for Highway Bridges, 17th Edition

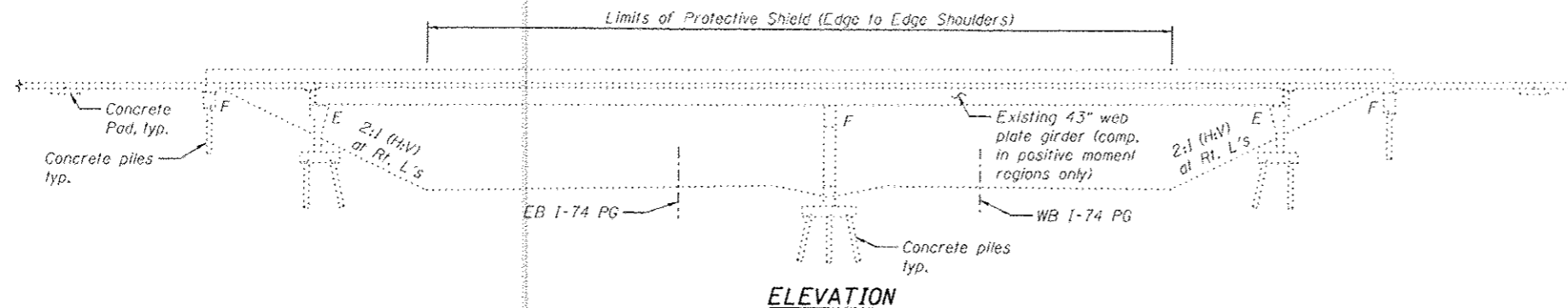
DESIGN STRESSES

FIELD UNITS

$f'_c = 3,500$ psi
 $f_y = 60,000$ psi (Reinforcement)
 $f_y = 36,000$ psi (M270 Grade 36)

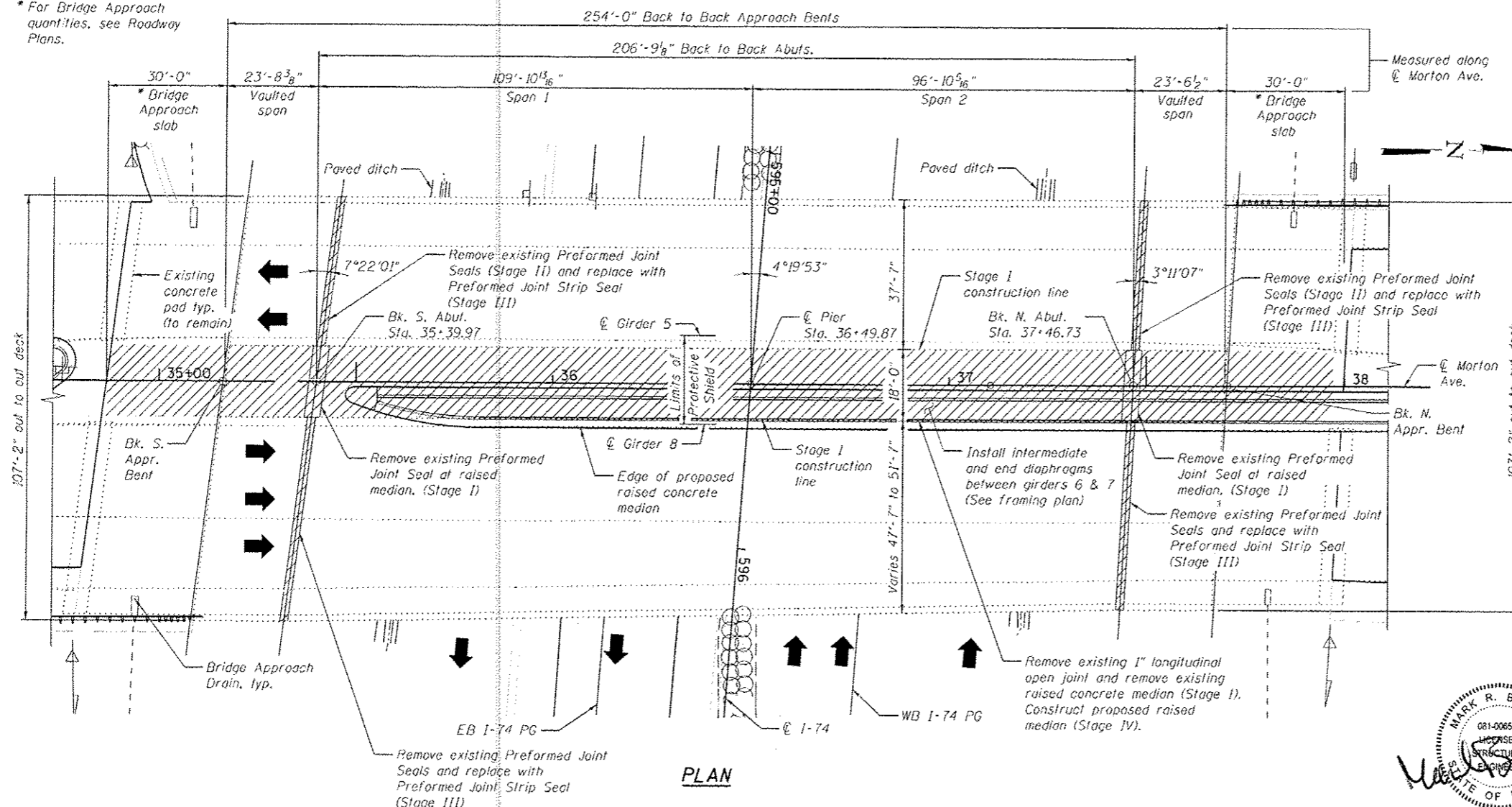
SCOPE OF WORK

1. Remove existing concrete median and longitudinal 1" open joint during Stage I.
2. Remove existing Median Preformed Joint Seals at abutments during Stage I.
3. Install proposed end and intermediate diaphragms during Stage I.
4. Remove existing southbound portion Preformed Joint Seals at abutment during Stage II.
5. Remove existing northbound portion Preformed Joint Seals at abutment during Stage III.
6. Provide full width permanent Preformed Joint Strip Seal for all portions during Stage III.
7. Construct raised concrete median at Stage IV.



ELEVATION

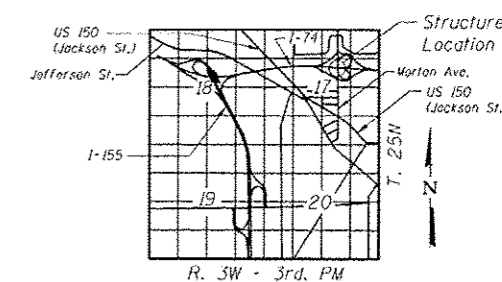
* For Bridge Approach quantities, see Roadway Plans.



PLAN


LEGEND

Removal area



LOCATION SKETCH

GENERAL PLAN AND ELEVATION
MORTON AVENUE OVER I-74
F.A.I. RTE. 74
SEC. 90-[14R;(14HB-4,14,14HB)BR]
TAZEWELL COUNTY
STATION 36+49.87
STRUCTURE NO. 090-0141



EXPIRATION DATE 11-30-2012
DATE: 8/17/12

benesch
engineers • scientists • planners
Alfred Benesch & Company
205 North Michigan Avenue, Suite 2400
Chicago, Illinois 60601
312-565-0450 Job No. 10056

FILE NAME : 0900141_08620_BI_gpe.dgn	USER NAME : mbecker	DESIGNED - JDC	REVISIONS -
	PLDT SCALE :	CHECKED - MRB/AAV	REVISIONS -
	PLDT DATE : 8/17/2012	DRAWN - PRT	REVISIONS -
		CHECKED - MRB/AAV	REVISIONS -

STATE OF ILLINOIS
DEPARTMENT OF TRANSPORTATION

GENERAL PLAN AND ELEVATION
STRUCTURE NO. 090-0141

SHEET NO. 501 OF 5029 SHEETS

F.A.I. RTE.	SECTION	COUNTY	TOTAL SHEETS	SHEET NO.
74	90-(14R;(14HB-4,14,14HB)BR)	TAZEWELL	2433	2040
CONTRACT NO. 68620			ILLINOIS FED. AID PROJECT	

X:\100025\10056\Engineering\ing-Documents-Phase_1\1-MortonOverI74\Final\0900141_68620_01_gpe.dgn

2:51:16 PM

8/17/2012