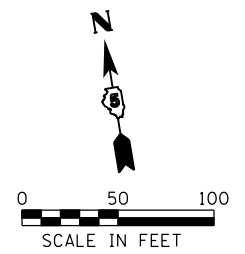


⬡ DENOTES PIPE UNDERDRAINS, 4" (SPECIAL) AND PIPE UNDERDRAINS, 6" (SPECIAL), SEE SCHEDULE

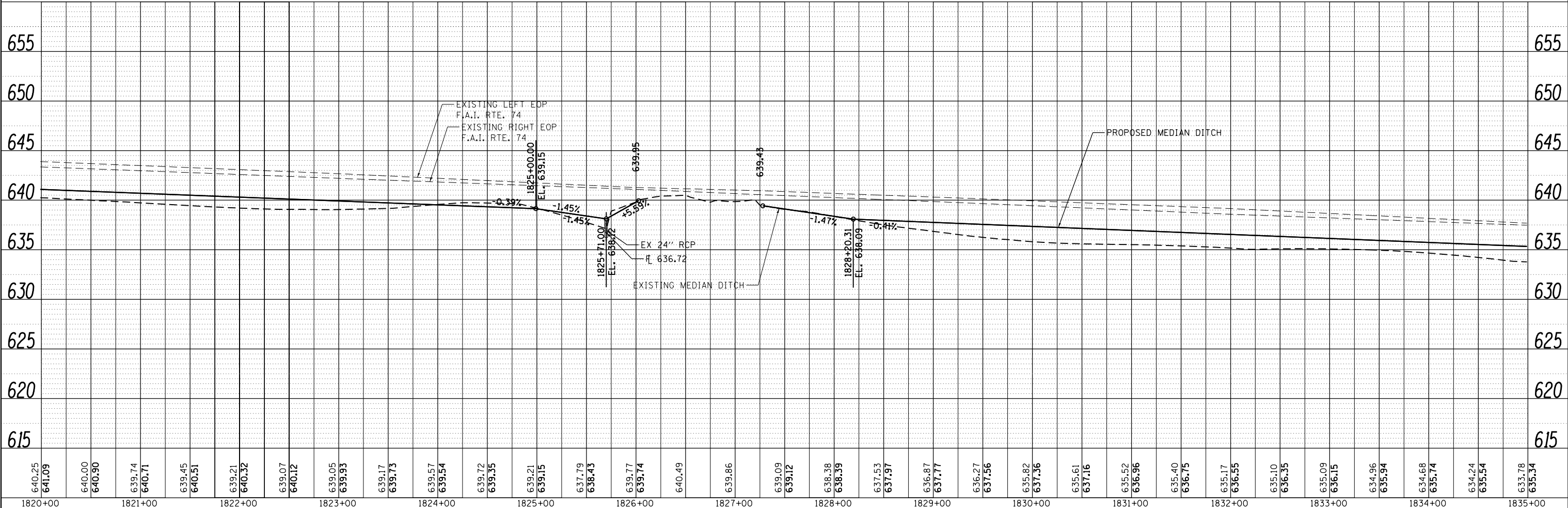
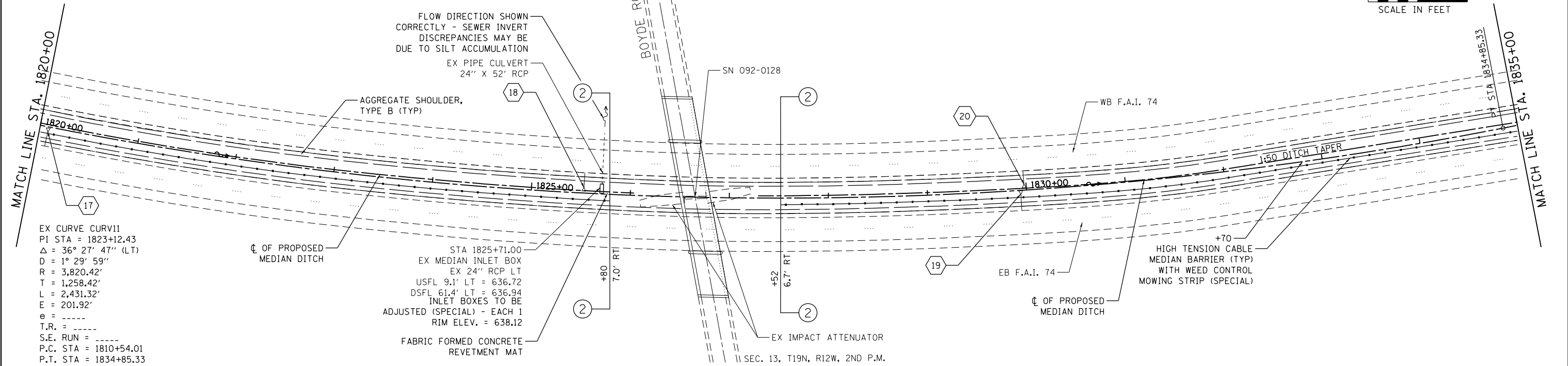
⊗ DENOTES PROPOSED TYPICAL SECTION, SEE PROPOSED TYPICAL SECTION SHEETS



DATE	
BY	
PLAN	
SURVEYED	
PLOTTED	
ALIGNED	
CHECKED	
NO. _____	
NOTE BOOK	
NO. _____	
CADD FILE NAME	

INFRASTRUCTURE ENGINEERING
 33 West Monroe | Suite 1501 | Chicago, IL 60601
 Tel: 312.467.1000 | Fax: 312.467.1001
 www.infrastructure-engineering.com

DATE	
BY	
PROFILE	
SURVEYED	
PLOTTED	
GRADES CHECKED	
NO. _____	
NOTE BOOK	
NO. _____	
STRUCTURE	
NOT THIS OFFICE	



FILE NAME = P:\P-11\2418 - IDOT 05 DURWO 2 & 3\05GN\Sheets\0570968-sh-021-pl\pfp\6.dgn

USER NAME = jcracker	DESIGNED - DR/LC	REVISED -
	DRAWN - MK	REVISED -
PLOT SCALE = 100.0000' / in.	CHECKED - RB/KK	REVISED -
PLOT DATE = 7/31/2012	DATE - 08/02/2012	REVISED -

**STATE OF ILLINOIS
DEPARTMENT OF TRANSPORTATION**

**PLAN & PROFILE
F.A.I. 74**

SCALE: 1"=50' SHEET 6 OF 33 SHEETS STA. 1820+00.00 TO STA. 1835+00.00

F.A.I. RTE.	SECTION	COUNTY	TOTAL SHEETS	SHEET NO.
74	MEDIAN CABLE 2012-3	VERMILION	232	24
CONTRACT NO. 70968			ILLINOIS FED. AID PROJECT	