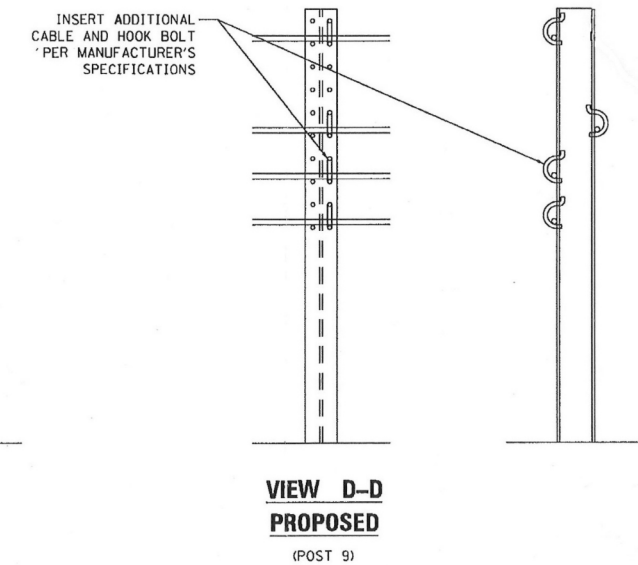
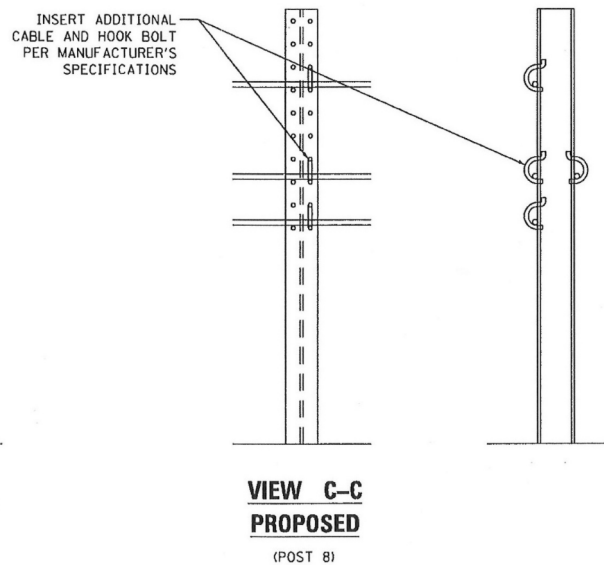
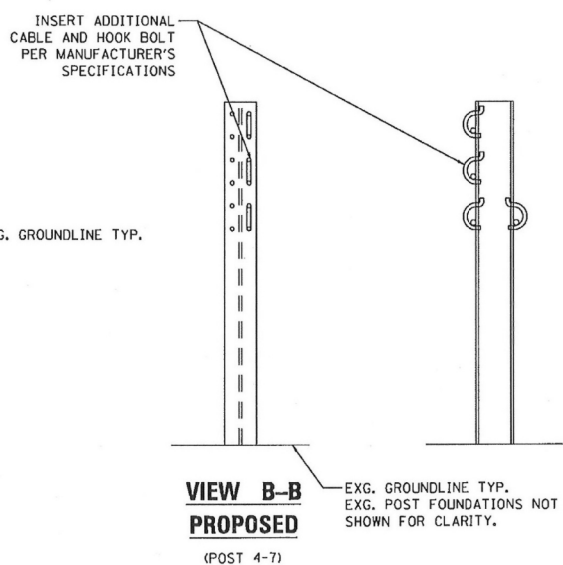
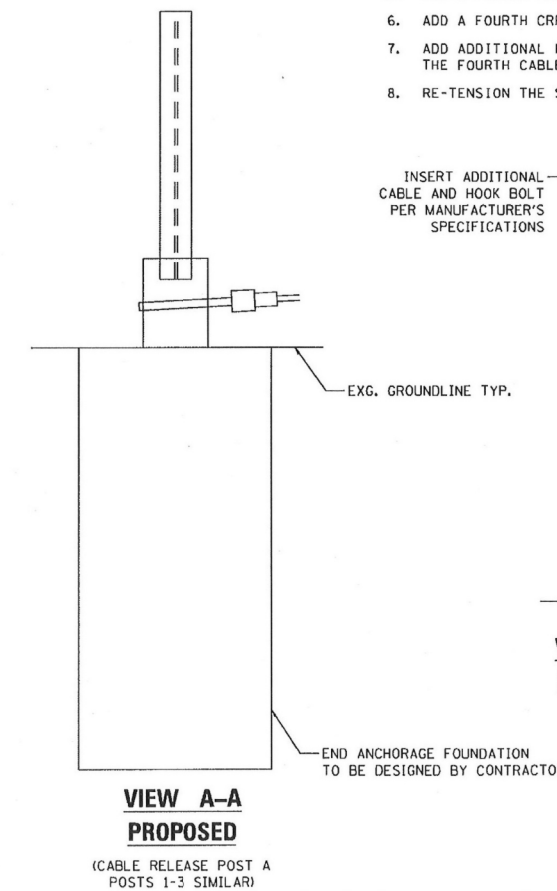
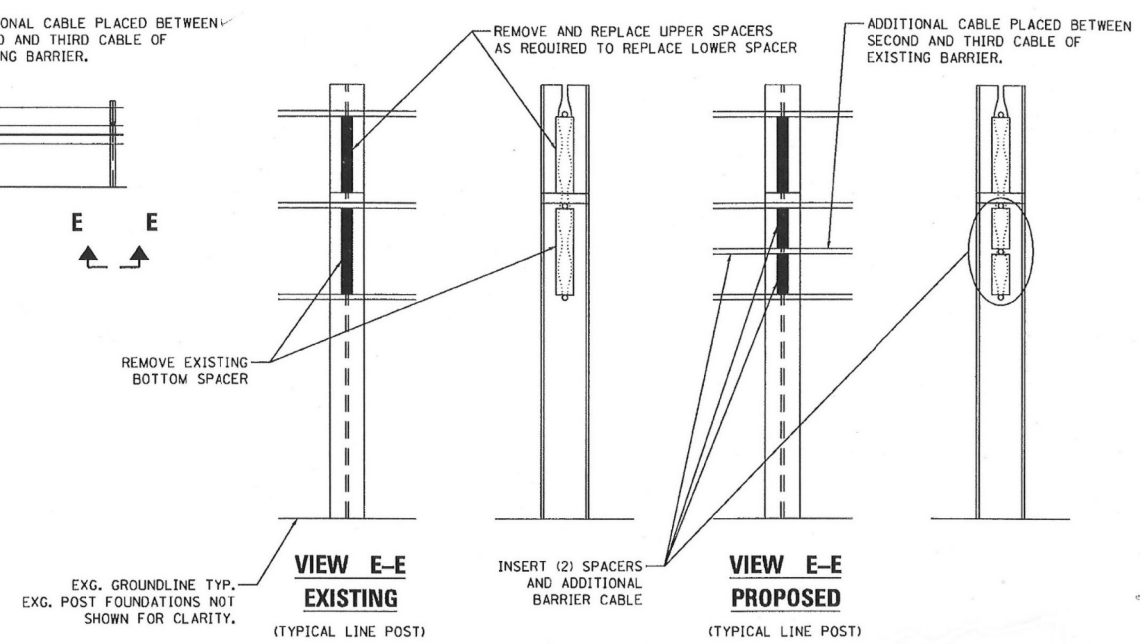


NOTES:

1. INSPECT EXISTING SYSTEM FOR DAMAGED MATERIAL IN COORDINATION WITH RESIDENT ENGINEER. REQUIRED REPAIRS SHALL BE AUTHORIZED BY THE RESIDENT ENGINEER AND BASIS OF PAYMENT SHALL BE PER ARTICLE 109.04 OF THE STANDARD SPECIFICATIONS.
2. DE-TENSION THE EXISTING SYSTEM.
3. REMOVE UPPER AND LOWER SPACERS AT EACH POST.
4. REPLACE LOWER TL-4 SPACER WITH (2) TL-3 SPACERS.
5. ADD A FOURTH CABLE BETWEEN THE (2) TL-3 SPACERS.
6. ADD A FOURTH CRP POST (UPPER AND LOWER WITH ASSOCIATED HARDWARE).
7. ADD ADDITIONAL HOOK BOLT AND NUT FOR CCT POSTS 4-9 TO ACCOMMODATE THE FOURTH CABLE
8. RE-TENSION THE SYSTEM AFTER ALL WORK INCLUDING ANY REPAIRS IS COMPLETE.



NOTE: SEE MANUFACTURER'S SPECIFICATIONS FOR FURTHER INFORMATION AND ADDITIONAL DETAILS.

STATE OF ILLINOIS
DEPARTMENT OF TRANSPORTATION

HIGH TENSION CABLE MODIFICATION DETAILS

| | | |
|----------------------------|-------------------|-----------|
| USER NAME = jcracker | DESIGNED - | REVISED - |
| PLOT SCALE = 2.0000' / in. | DRAWN - | REVISED - |
| PLOT DATE = 7/31/2012 | CHECKED - | REVISED - |
| | DATE - 08/02/2012 | REVISED - |

SCALE: N.T.S. SHEET 5 OF 7 SHEETS STA. TO STA.

| F.A.I. RTE. | SECTION | COUNTY | TOTAL SHEETS | SHEET NO. |
|---------------------------|---------------------|-----------|--------------------|-----------|
| 74 | MEDIAN CABLE 2012-3 | VERMILION | 232 | 56 |
| ILLINOIS FED. AID PROJECT | | | CONTRACT NO. 70968 | |