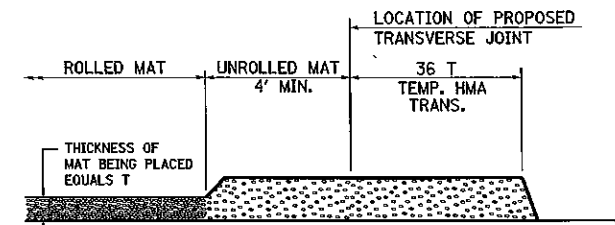
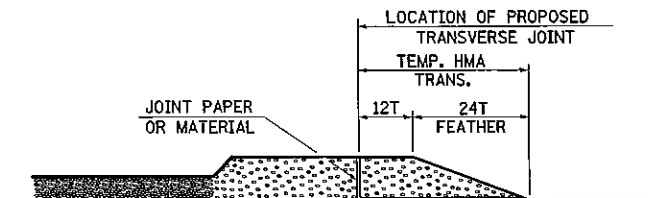


TEMPORARY HOT-MIX ASPHALT TRANSITIONS



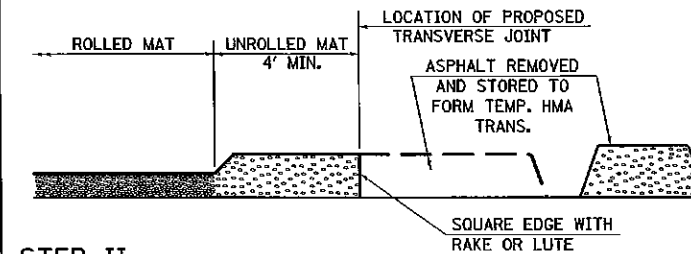
STEP I

1. PLACE HOT-MIX ASPHALT MAT, LENGTH 36 TIMES THE THICKNESS OF THE MAT BEING PLACED PAST THE PROPOSED TRANSVERSE JOINT LOCATION USING NORMAL OPERATING PROCEDURES. EXTREME CARE SHOULD BE TAKEN TO MAINTAIN ENOUGH MATERIAL IN FRONT OF THE SCREED TO MAINTAIN REQUIRED PAVING DEPTH.



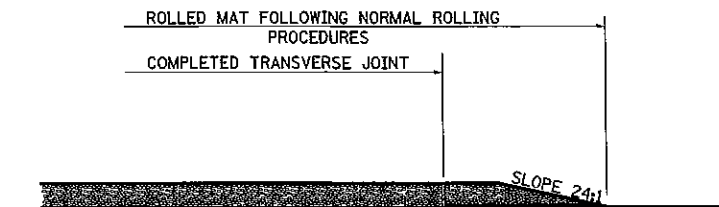
STEP III

1. JOINT PAPER OR OTHER PRESELECTED JOINT MATERIAL IS THEN PLACED IN THE CLEARED AREA AND THE EXCESS ASPHALT USED TO HAND FORM A TRANSITION TO THE DIMENSIONS SHOWN ABOVE.
2. NOTE THAT IN CONSTRUCTING THE TRANSITION, THE MAT DEPTH IS CONTINUED AS PART OF THE TRANSITION BEFORE FORMING THE FEATHER.



STEP II

1. MOVE THE PAVER OUT OF THE WAY AND REMOVE THE ASPHALT FROM THE AREA OF THE PROPOSED TEMPORARY HOT-MIX ASPHALT TRANSITION.
2. SQUARE UP THE END OF THE MAT WITH A RAKE OR LUTE.
3. NOTE THAT THE MAT WITHIN 4' OF THE END OF JOINT IS NOT TO BE ROLLED AT THIS TIME.



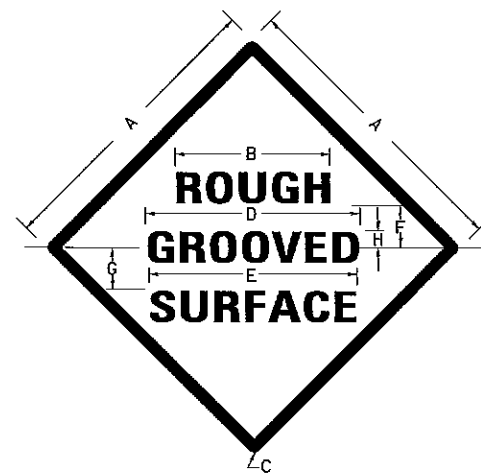
STEP IV

1. COMPLETE TEMPORARY TRANSITION BY ROLLING.
2. TO RESUME PAVING, AT THE JOINT, REMOVE TEMPORARY TRANSITION AND DISPOSE OF THE MATERIAL ACCORDING TO ART. 202.03 OF THE STD. SPECS. (COST INCLUDED IN THE CONTRACT).
3. CONSTRUCTING THE TEMPORARY TRANSITIONS WILL NOT BE PAID FOR SEPARATELY IN ACCORDANCE WITH ARTICLE 406.14 OF THE STANDARD SPECIFICATIONS.

STD. 9-26

ILLINOIS STANDARD

W8-I106



COLORS:

LEGEND AND BORDER- BLACK NON-REFLECTORIZED
BACKGROUND- ORANGE REFLECTORIZED

| SIGN SIZE | DIMENSIONS | | | | | | | |
|-----------|------------|------|-----|------|------|-----|------|-----|
| | A | B | C | D | E | F | G | H |
| 48X48 | 48.0 | 24.1 | 3.0 | 34.0 | 33.0 | 6.0 | 13.0 | 3.5 |

| SIGN SIZE | SERIES LINES | | | MARGIN | BORDER | BLANK STD. |
|-----------|--------------|----|----|--------|--------|------------|
| | 1 | 2 | 3 | | | |
| 48X48 | 7C | 7C | 7C | 0.8 | 1.2 | [B4-48D] |

ALL DIMENSIONS IN INCHES

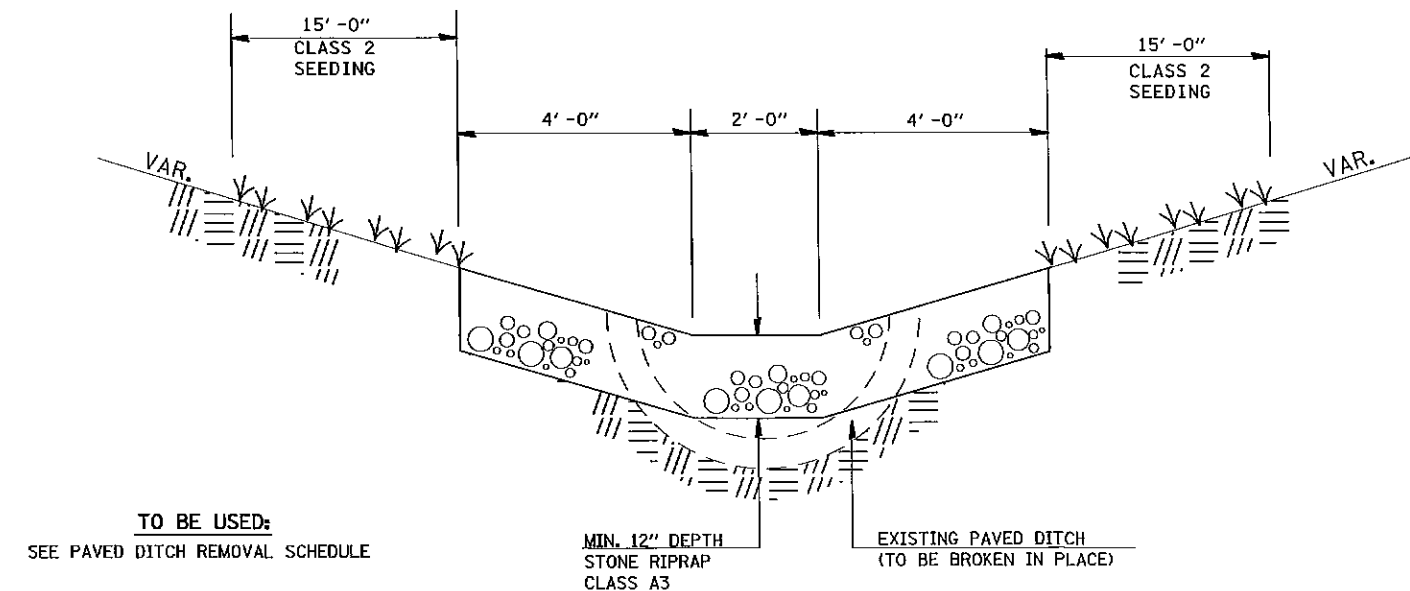
NOTES:

PRIOR TO ALLOWING TRAFFIC ON ANY PORTION OF THE ROADWAY THAT HAS BEEN COLDMILLED, THE CONTRACTOR SHALL HAVE ERECTED "ROUGH GROOVED SURFACE" SIGNS THAT CONFORM TO THE ABOVE DETAILS. A MINIMUM OF ONE SIGN AT EACH END OF THE IMPROVEMENT WILL BE REQUIRED. THE CONTRACTOR SHALL MAINTAIN THE "ROUGH GROOVED SURFACE" SIGNS UNTIL THE COLDMILLED SURFACE IS COVERED WITH LEVELING BINDER OR SURFACE COURSE.

IF AT ANY TIME THE SIGNS ARE IN PLACE BUT NOT APPLICABLE, THEY SHALL BE TURNED FROM THE VIEW OF MOTORISTS OR COVERED AS DIRECTED BY THE ENGINEER.

STONE RIPRAP DITCH DETAIL

(ON EXISTING PAVED DITCH)



NOTE: THIS WORK SHALL BE PAID FOR AT THE CONTRACT UNIT PRICE PER TON, FOR STONE RIPRAP DITCH, WHICH PRICE SHALL INCLUDE ALL MATERIAL LABOR AND EQUIPMENT TO COMPLETE THE WORK IN PLACE AS SHOWN.

THE FINISHED SIDESLOPES OF THE STONE RIPRAP DITCH SHALL MATCH THE EXISTING GRADE.

| REVISIONS | |
|-----------|---------|
| REDRAWN | 2-16-89 |
| REVISED | 4-26-91 |
| REVISED | |

STD. 9-39

| FILE NAME = | USER NAME = | DESIGNED - | REVISED - |
|---|-------------|------------|-----------|
| o:\pvc\work\pvc\dot\stoverpg\0209789\78299-ahlu-de.tex\tdgn | stoverpg | - | - |
| PLOT SCALE = 100.0000 / in. | | DRAWN - | REVISED - |
| PLOT DATE = 8/16/2012 | | CHECKED - | REVISED - |
| | | DATE - | REVISED - |

**STATE OF ILLINOIS
DEPARTMENT OF TRANSPORTATION**

TEMPORARY BITUMINOUS CONCRETE TRANSITIONS, AND ROUGH GROOVED SURFACE SIGN, AND STONE RIPRAP DTICH DETAILS

SCALE: _____ SHEET NO. _____ OF _____ SHEETS | STA. _____ TO STA. _____

| F.A.I. RTE. | SECTION | COUNTY | TOTAL SHEETS | SHEET NO. |
|-------------|----------------------------|---------------|--------------|--------------------|
| 57 | (77-1,91-4,91-4-1,91-3)R-1 | UNION/PULASKI | 39 | 37 |
| | | | | CONTRACT NO. 78289 |

ILLINOIS FED. AID PROJECT