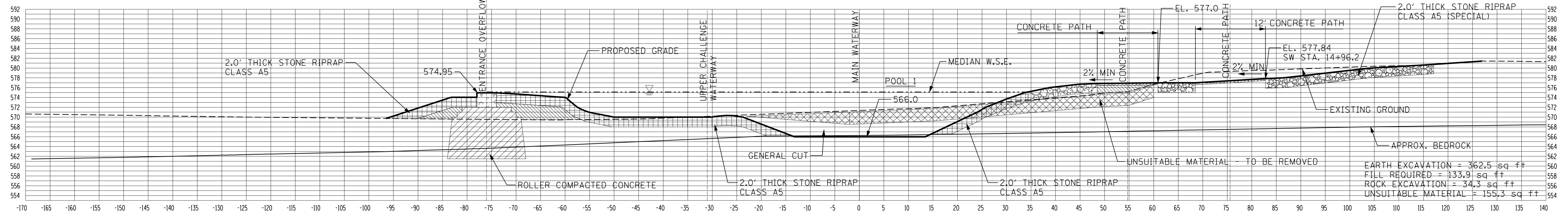
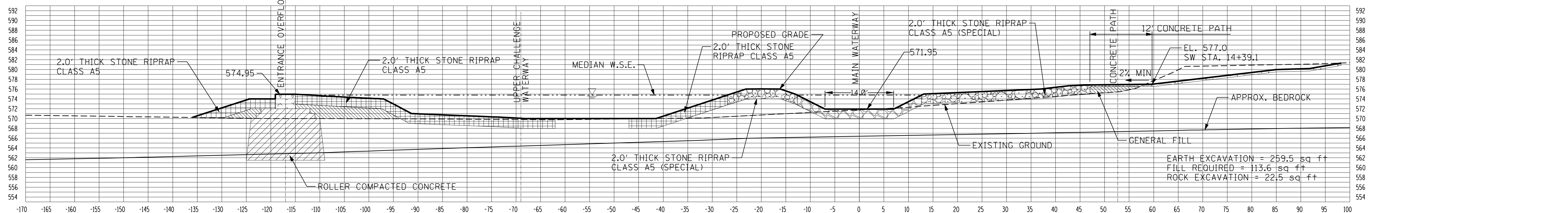


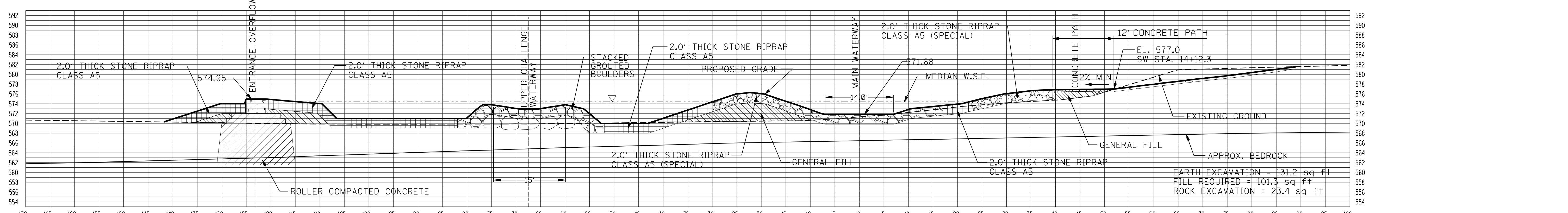
14+31 BYPASS ENTRANCE OVERFLOW WEIR, POOL 1, ENTRANCE CONTROL SECTION FOR UPPER MAIN WATERWAY



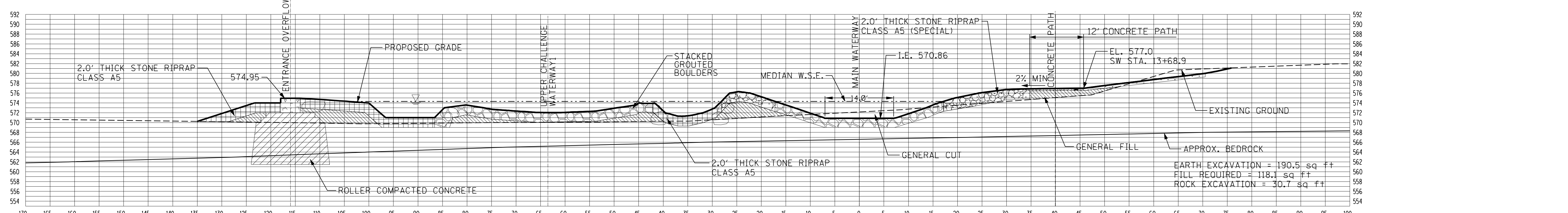
13+87 BYPASS ENTRANCE OVERFLOW WEIR, POOL 1, ENTRANCE CONTROL SECTION FOR UPPER MAIN WATERWAY



13+62 BYPASS ENTRANCE OVERFLOW WEIR, LOWER ENTRANCE FOR UPPER CHALLENGE ROUTE, UPPER MAIN TYPICAL SECTION



13+26 MIDDLE OF CHUTE 1 FOR UPPER CHALLENGE ROUTE, UPPER MAIN TYPICAL SECTION



10/09/2007 4:42:38 PM S:\DOCUMENT\02348801\CIVIL\DGN\XSC00RC6.DGN  
 hientak  
 10/09/2007 4:42:38 PM S:\DOCUMENT\02348801\CIVIL\DGN\XSC00RC6.DGN

Designed By JPR Checked By TKL  
 Drawn By JPR Checked By TKL