CONTRACT NO. 60C19

| FAP RTE. | SECTION | COUNTY | TOTAL SHEETS | SHEET NO. |
|---|---|---|---|---|
| 338 | 114 BY-R-1 | WILL | 139 | 75 |
| STA. | | TO STA. | | |
| FED. ROAD DIST. NO. | ILLINOIS | FED. AID PROJECT | | |

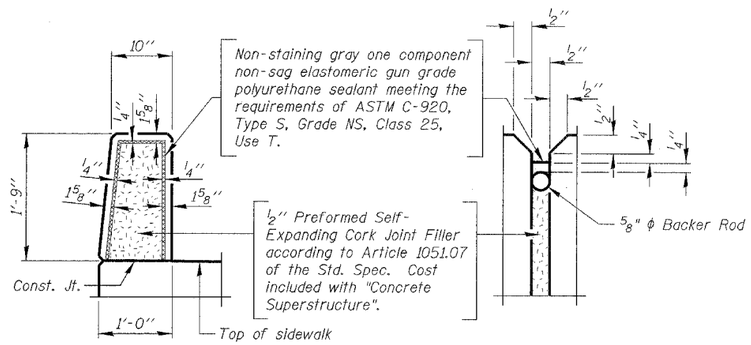


## PARAPET JOINT DETAILS

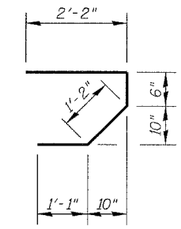


BAR s(E)

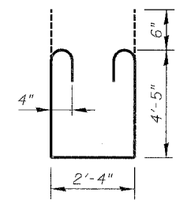


BAR $s_1$(E)

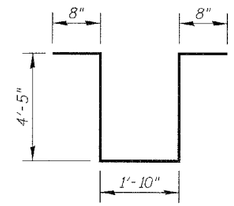


BAR $s_2$(E)

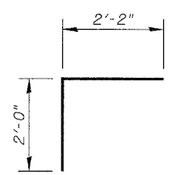


BAR v(E)

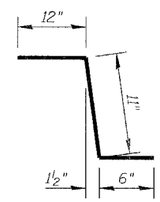


BAR c(E)

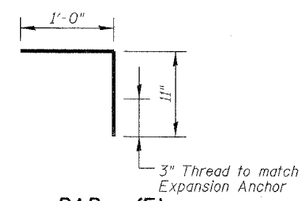


BAR $c_1$(E)

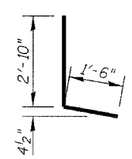


BAR d(E)

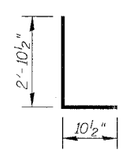


BAR $d_1$(E)

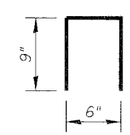


BAR $d_2$(E)

## BILL OF MATERIAL

| BAR | NO. | SIZE | LENGTH | SHAPE |
|---|---|---|---|---|
| a(E) | 1474 | #5 | 27'-8" | |
| a1(E) | 736 | #5 | 31'-4" | |
| a2(E) | 80 | #5 | 1'-6" | |
| | | | | |
| b(E) | 1107 | #5 | 28'-5" | |
| b1(E) | 830 | #5 | 25'-9" | |
| b2(E) | 172 | #7 | 40'-6" | |
| | | | | |
| c(E) | 243 | #5 | 2'-5" | |
| c1(E) | 729 | #5 | 1'-11" | |
| c2(E) | 492 | #5 | 7'-8" | |
| c3(E) | 243 | #5 | 13'-6" | |
| | | | | |
| d(E) | 512 | #4 | 4'-4" | |
| d1(E) | 512 | #6 | 3'-9" | |
| d2(E) | 96 | #4 | 2'-0" | |
| | | | | |
| e(E) | 108 | #4 | 19'-8" | |
| e1(E) | 48 | #4 | 9'-8" | |
| e2(E) | 24 | #4 | 11'-0" | |
| | | | | |
| m(E) | 10 | #6 | 30'-3" | |
| m1(E) | 20 | #6 | 33'-0" | |
| m2(E) | 48 | #6 | 10'-3" | |
| m3(E) | 66 | #6 | 5'-7" | |
| m4(E) | 4 | #6 | 1'-5" | |
| m5(E) | 88 | #4 | 6'-11" | |
| m6(E) | 24 | #8 | 5'-10" | |
| | | | | |
| s(E) | 166 | #5 | 4'-11" | |
| s1(E) | 144 | #4 | 12'-2" | |
| s2(E) | 132 | #4 | 12'-0" | |
| | | | | |
| v(E) | 174 | #5 | 4'-2" | |
| | | | | |
| Reinforcement Bars, Epoxy Coated | | | LB | 159240 |
| Concrete Superstructure | | | Cu. Yd. | 922 |
| Bridge Deck Grooving | | | Sq. Yd. | 1295 |
| Protective Coat | | | Sq. Yd. | 2486 |
| Conduit Embedded in Structure, 2" Dia., Galvanized Steel | | | FOOT | 600 |

**Notes:**

Work this DWG. with DWGS. S-12 thru S-15.

Reinforcement Bars designated (E) shall be epoxy coated.

DWG. S-16 of 34

| REVISIONS | |
|---|---|
| NAME | DATE |
| | |

ILLINOIS DEPARTMENT OF TRANSPORTATION

**DECK MISCELLANEOUS DETAILS**

ILLINOIS ROUTE 59 OVER DuPAGE RIVER
FAP ROUTE 338 SECTION 114 BY-R-1
WILL COUNTY
STATION 3209+85.00
STRUCTURE NUMBER 099-0339

SCALE: NONE DESIGNED BY: SB DRAWN BY: TL
DATE: 08/17/07 CHECKED BY: WPM CHECKED BY: SB

KNIGHT
Engineers & Architects

FILE: L:\6632.01\Cad\Sheets\Roadway Structures\Bridge\66320I-S0339-DK05.dgn