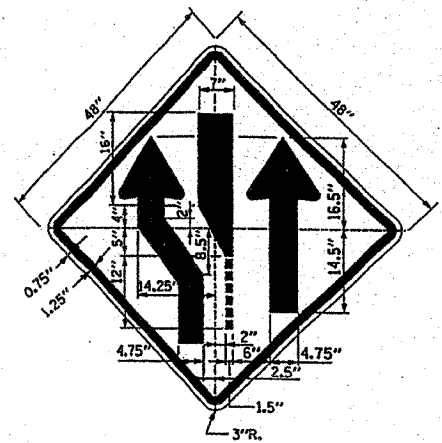
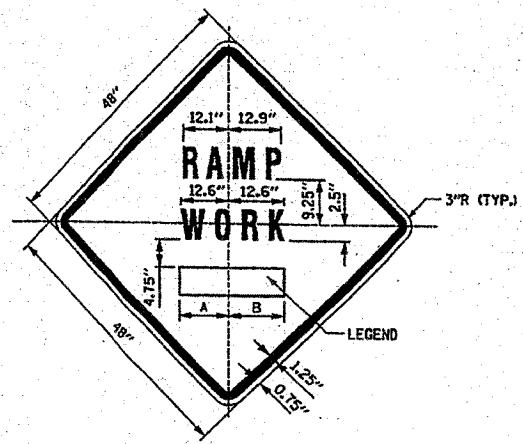


CONTRACT NO. 60C45



SIGN TS-1

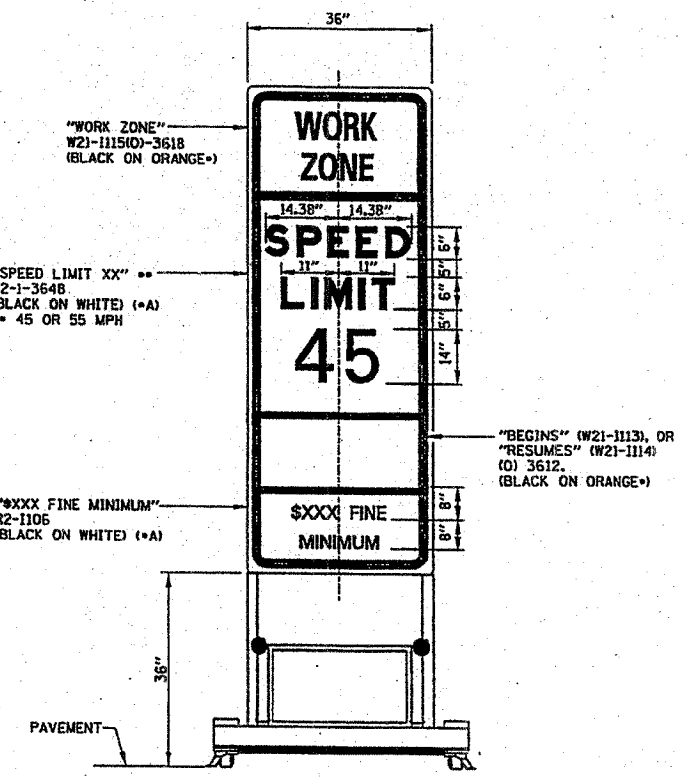
COLOR: BACKGROUND - \*  
 BORDER AND SYMBOL - BLACK  
 SIZE: 48"x48"  
 MOUNTING HOLES: SAME AS SHOWN FOR SIGN W1-1  
 NOTE: SIGN TS-1L IS SHOWN; REVERSE SYMBOL FOR SIGN TS-1R



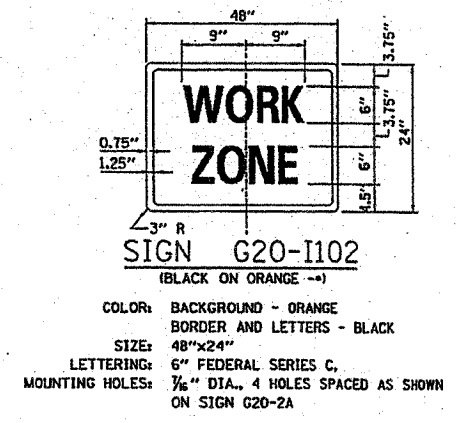
SIGN TS-2

COLOR: BACKGROUND - \*  
 BORDER AND SYMBOL - BLACK  
 SIZE: 48"x48"  
 LETTERING: 7" FEDERAL SERIES D  
 MOUNTING HOLES: SAME AS SHOWN FOR SIGN W1-1

SIGN NO.	LEGEND	A	B
TS-2A	AHEAD	15.50"	15.50"
TS-2B	500 FT	14.25"	15.13"
TS-2C	1000 FT	14.88" L2	15.75" L2
TS-2D	1500 FT	14.88" L2	15.75" L2
TS-2E	1/2 MILE	15.75" L3	15.75" L3
TS-2F	1 MILE	13.06"	13.06"

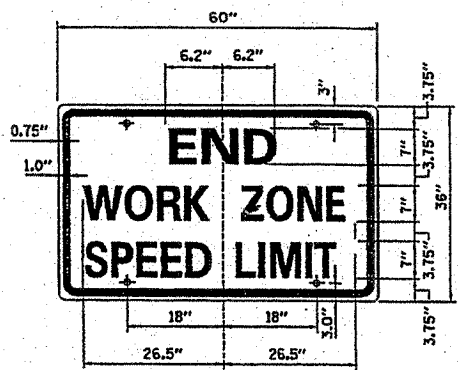


WORK ZONE SPEED LIMIT SIGN ASSEMBLY



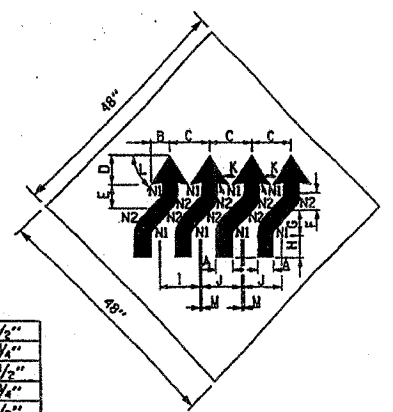
SIGN G20-I102

COLOR: BACKGROUND - ORANGE  
 BORDER AND LETTERS - BLACK  
 SIZE: 48"x24"  
 LETTERING: 6" FEDERAL SERIES C  
 MOUNTING HOLES: 7/8" DIA., 4 HOLES SPACED AS SHOWN ON SIGN G20-2A



SIGN G20-I103

COLOR: BACKGROUND - ORANGE  
 BORDER AND LETTERS - BLACK  
 SIZE: 60"x36"  
 LETTERING: 6" FEDERAL SERIES C  
 MOUNTING HOLES: 7/8" DIA., 4 HOLES SPACED AS SHOWN

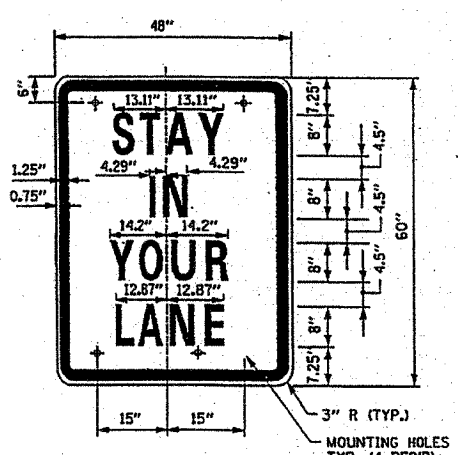


SIGN WI-4dR

COLOR: BACKGROUND FLUORESCENT ORANGE TYPE A REFLECTIVE SHEETING PER STANDARD SPECIFICATIONS  
 BORDER AND LETTERS - BLACK

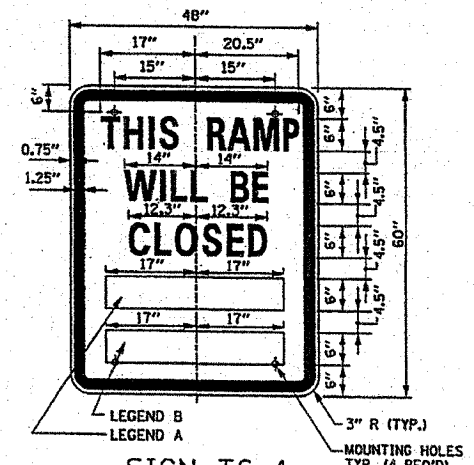
SIZE: 48"x48"

A	4 1/2"
B	5 3/4"
C	12 1/2"
D	7 3/4"
E	6 1/2"
F	4 1/2"
G	6 1/2"
H	6"
J	12 1/2"
K	45"
L	55"
M	0 3/4"
N1	2"
N2	6 1/2"



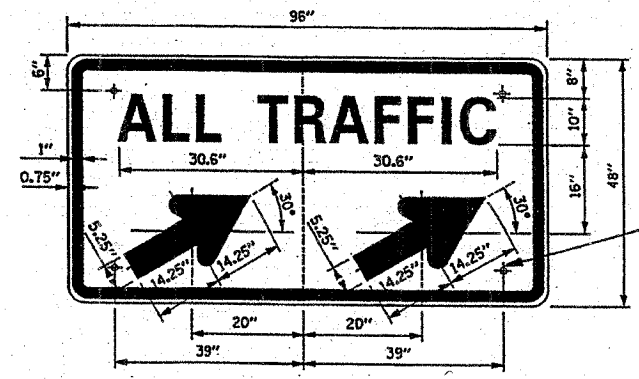
SIGN TS-3

COLOR: BACKGROUND - WHITE (REFLECTORIZED)(A)  
 BORDER AND LETTERS - BLACK  
 SIZE: 48"x60"  
 LETTERING: LEGEND - 8" FEDERAL SERIES D  
 MOUNTING HOLES: 7/8" DIA., 4 HOLES, SPACED AS SHOWN



SIGN TS-4

COLOR: BACKGROUND - WHITE (REFLECTORIZED)(A)  
 BORDER AND LETTERS - BLACK  
 SIZE: 48"x60"  
 LETTERING: LEGEND - 6" FEDERAL SERIES C  
 MOUNTING HOLES: 7/8" DIA., 4 HOLES, SPACED AS SHOWN



SIGN TS-5a & TS-5b

COLOR: BACKGROUND - WHITE (REFLECTORIZED)(A)  
 BORDER AND LETTERS - BLACK  
 ARROW - BLACK  
 SIZE: 96"x48"  
 LETTERING: 10" FEDERAL SERIES D  
 MOUNTING HOLES: 7/8" DIA., 4 HOLES, SPACED AS SHOWN  
 NOTE: SIGN TS-5a IS SHOWN, SUBSTITUTE LEGEND " " FOR " " FOR SIGN TS-5b

NOTES:

- ALL LETTERING IS DESIGNATED BY SIZE AND SERIES IN ACCORDANCE WITH THE LATEST EDITION OF "STANDARD ALPHABETS FOR HIGHWAY SIGNS AND PAVEMENT MARKINGS" AS PUBLISHED BY THE U.S. DEPARTMENT OF TRANSPORTATION. LETTERING SPACING SHALL BE IN ACCORDANCE WITH THIS GUIDE EXCEPT WHERE NOTED.
- SYMBOLS AND ARROWS SHALL CONFORM TO THE DETAILS SHOWN IN THE LATEST EDITION OF "STANDARD HIGHWAY SIGNS" AS PUBLISHED BY THE U.S. DEPARTMENT OF TRANSPORTATION.
- SEE THE CONTRACT REQUIREMENTS FOR ADDITIONAL NOTES AND SPECIFICATIONS. \* - FLUORESCENT ORANGE REFLECTIVE SHEETING PER THE STANDARD SPECIFICATIONS. (A) - REFLECTIVE SHEETING PER THE STANDARD SPECIFICATIONS.
- DIMENSIONS INDICATED THUS L ARE BASED ON A REDUCTION IN STANDARD LETTERING SPACING AS SHOWN BELOW:  
 L1 SPACING REDUCED BY 25%  
 L2 SPACING REDUCED BY 40%  
 L3 SPACING REDUCED BY 50%

RAMP CLOSURE ADVANCE INFORMATION SIGN

THE VARIABLE MESSAGE WITH DATES FOR THE BOTTOM TWO LINES SHALL BE DETERMINED BY THE ENGINEER AND GIVEN TO THE CONTRACTOR BEFORE THE REQUIRED FIELD ERECTION DATE.

APPROVED: *Jeff Haley* DATE 1-1-2007  
 CHIEF ENGINEER



DATE	REVISIONS

CONSTRUCTION SIGNS

STANDARD E1-00