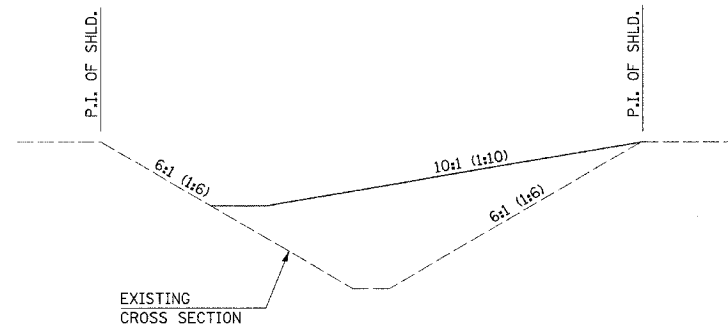
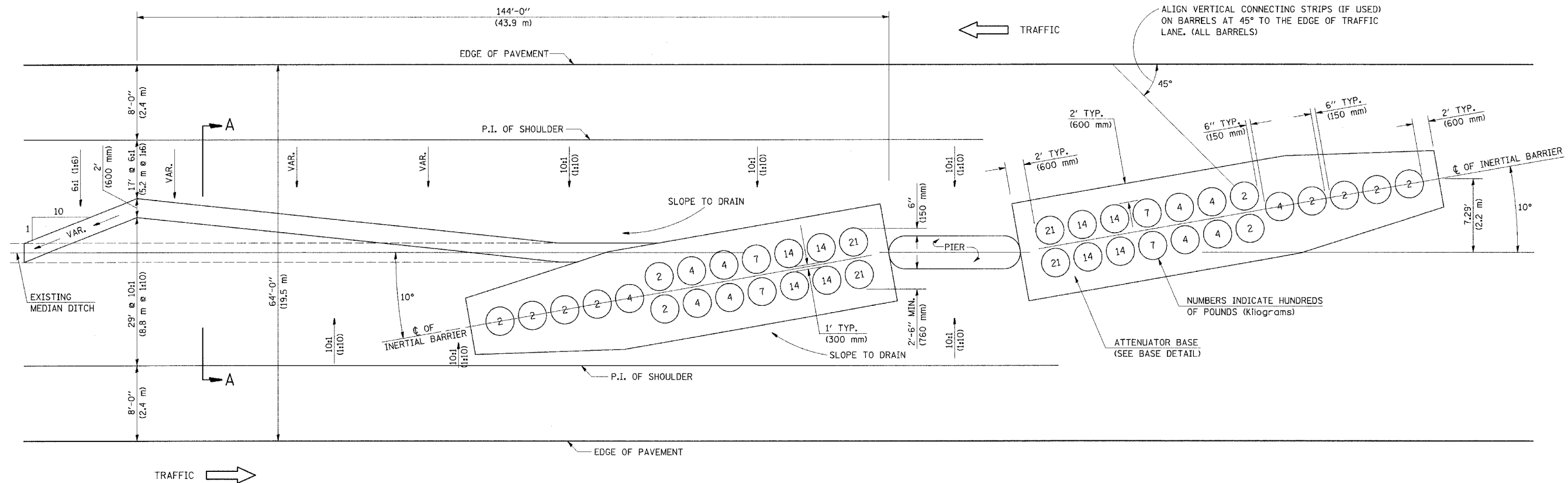


F.A.I. RTE.	SECTION	COUNTY	TOTAL SHEETS	SHEET NO.
57	•	VARIOUS	44	15

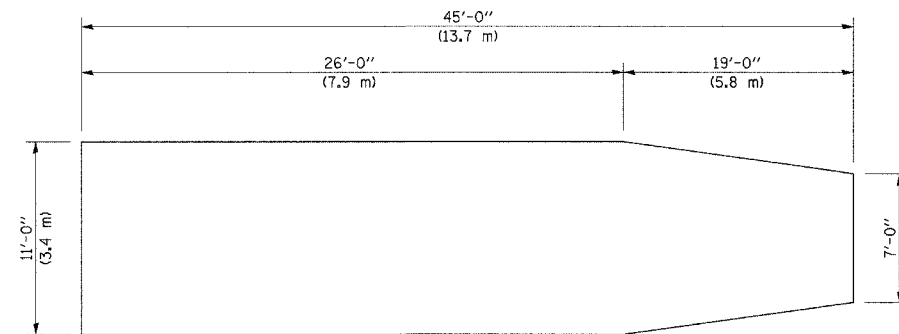
• D7 SAFETY 2008-2

DETAIL OF IMPACT ATTENUATORS (NON-REDIRECTIVE) TEST LEVEL 3

64' (19.5 m) MEDIAN



SECTION A-A
GRADING AND SHAPING DETAIL



BASE DETAIL

GENERAL NOTES

- ALL 10:1 (1:10) SLOPES SHOWN ON THIS DETAIL SHALL BE CONSTRUCTED 10:1 (1:10) OR FLATTER.
- THE SLOPES AS SHOWN ON THIS DETAIL SHALL APPLY TO BOTH ENDS OF THE BRIDGE PIERS.
- THE LENGTH X WIDTH OF MODULE LAYOUT IS 41.0' x 7.0' : 19 MODULES - 14,400 LBS.
(12.5 m x 2.1 m : 19 MODULES - 6532 kg).
- IN AREAS OF 10:1 (1:10) SLOPES PRECEDING THE ATTENUATOR IN THE MEDIAN INSTALLATION, FOUR OR MORE WOOD POSTS SHALL BE PLACED AT 5' (1.5 m) INTERVALS IN THE MEDIAN ϕ . SEE SPECIAL PROVISIONS AND SCHEDULES.

ALL DIMENSIONS ARE IN FEET (METERS)
UNLESS OTHERWISE SHOWN.