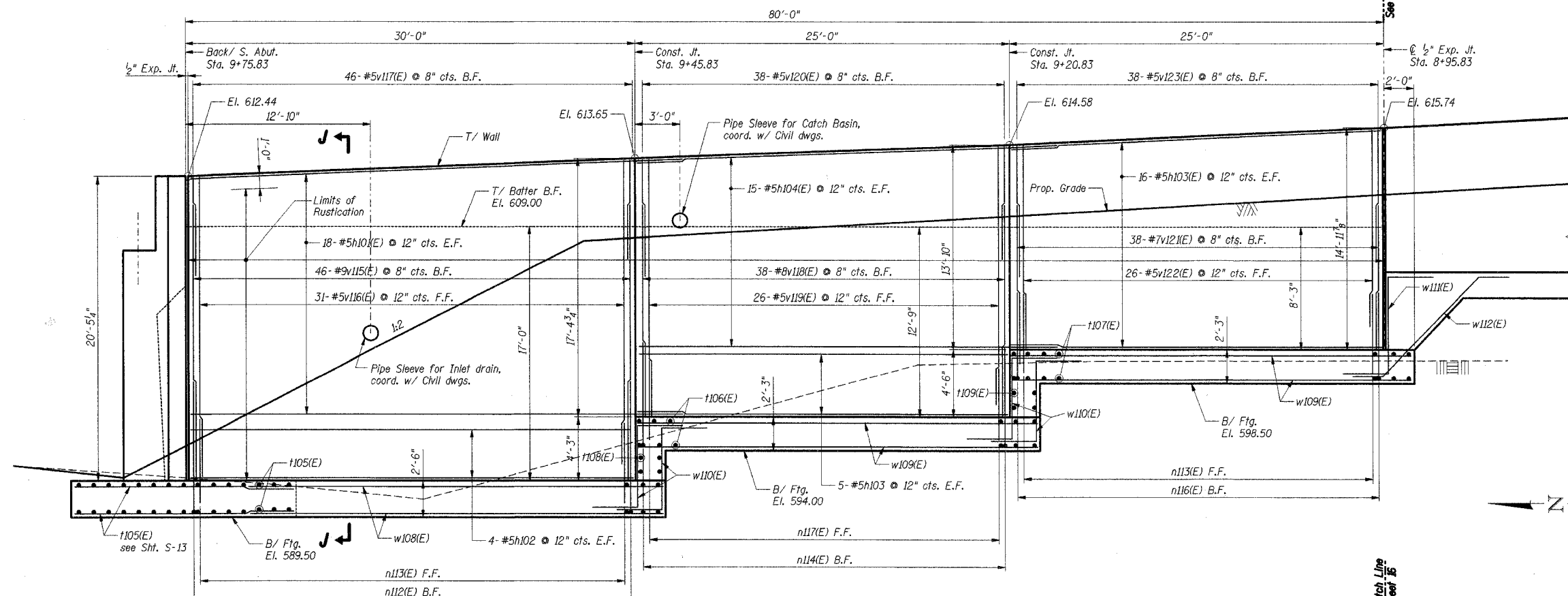
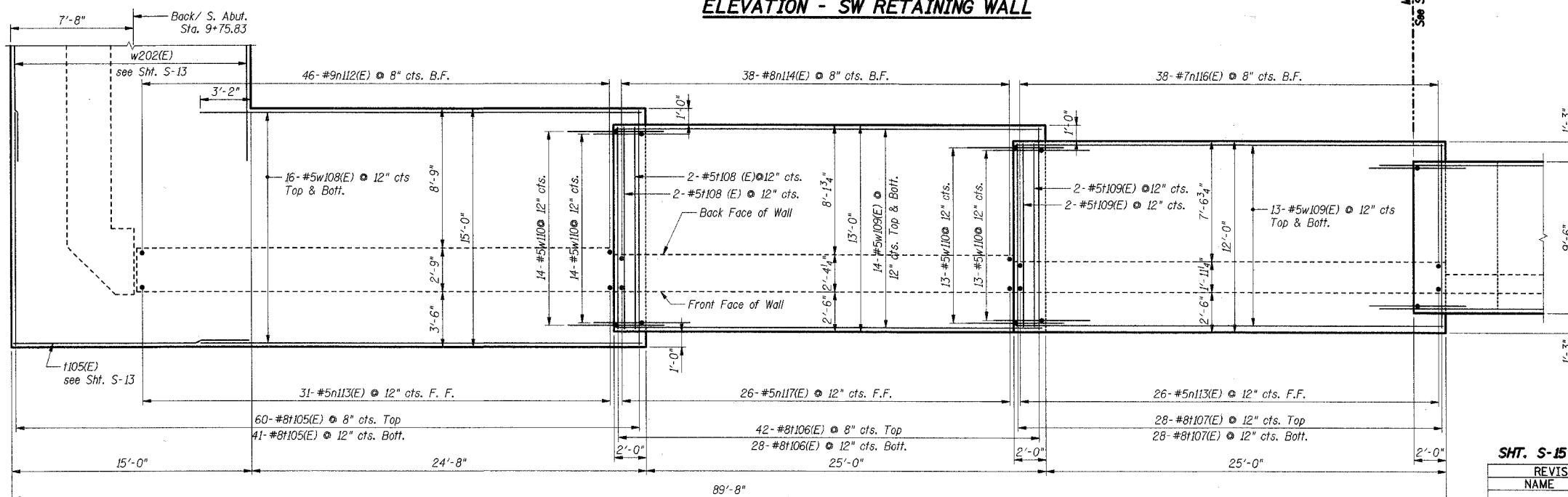


F.A. RTE.	SECTION	COUNTY	TOTAL SHEETS	SHEET NO.
	*	WILL	64	31
STA.	TO STA.			
FED. ROAD DIST. NO.	ILLINOIS	FED. AID PROJECT		
* 02-11106-01-BR		CONTRACT NO. 83949		



ELEVATION - SW RETAINING WALL



FOOTING PLAN - SW RETAINING WALL

Lap Lengths		
Bar	Min. Vert. Lap	Min. Hor. Lap
#5	2'-2"	3'-0"
#6	2'-7"	3'-7"
#7	3'-5"	-
#8	4'-6"	4'-6"
#9	5'-9"	-

- Notes:**
1. Work this sheet with Shts. S-13 thru S-24.
 2. Reinforcement bars designated (E) shall be epoxy coated.
 3. F.F. denotes Front Face.
B.F. denotes Back Face.
 4. For Bar List & Bill of Material, see Sht. S-24.
 5. For Section J-J, see Sht. S-23.


SHT. S-15 OF 28

REVISIONS	
NAME	DATE

LOCKPORT TOWNSHIP HIGHWAY DEPARTMENT
TR216A HIGH ROAD OVER LONG RUN CREEK
SECTION 02-11106-01-BR

**SOUTHWEST RETAINING WALL
PLAN AND ELEVATION 1**

SCALE: DRAWN BY: KK
DATE: 9-07-2007 CHECKED BY: CCE



ERWINCC

\\S:\CADD\100\11106\01-BR\STRUCT\02-11106-01-BR\DWG\RET001.DWG
9/07/2007 17:28:45