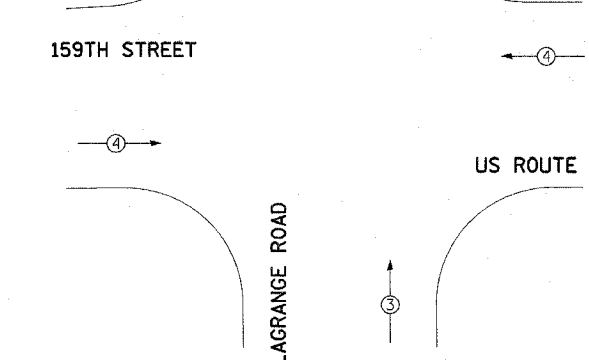
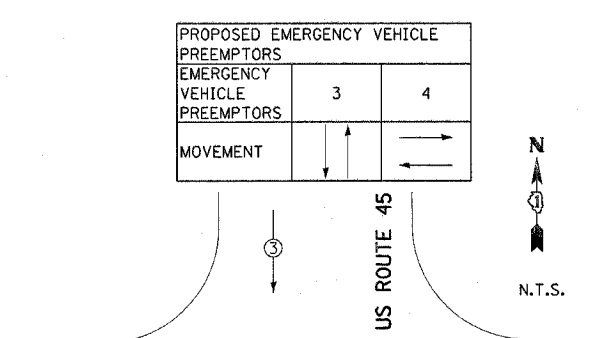
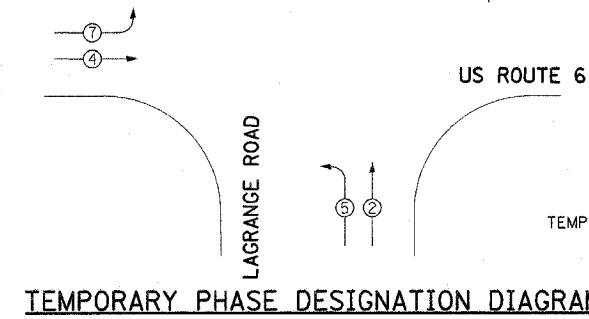
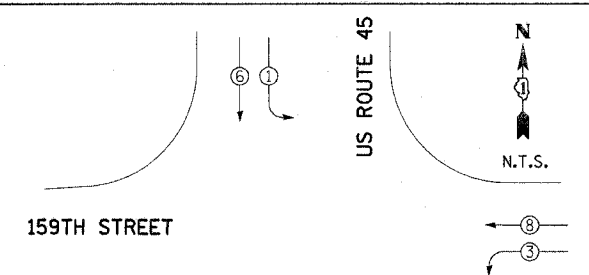
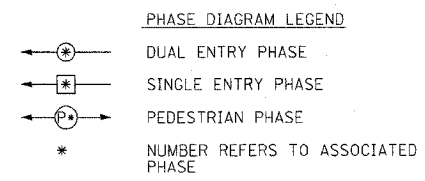


STATE	SECTION	COUNTY	TOTAL SHEETS	SHEET NO.
351	537 R-1	COOK	245	137
STA. _____ TO STA. _____		FED. ROAD DIST. NO. _____ ILLINOIS FED. AID PROJECT		
CONTRACT # 62880				



TEMPORARY EMERGENCY VEHICLE PREEMPTION DIAGRAM

PROPOSED EMERGENCY VEHICLE PREEMPTORS	
EMERGENCY VEHICLE PREEMPTORS	3 4
MOVEMENT	↑ ↓ → ←

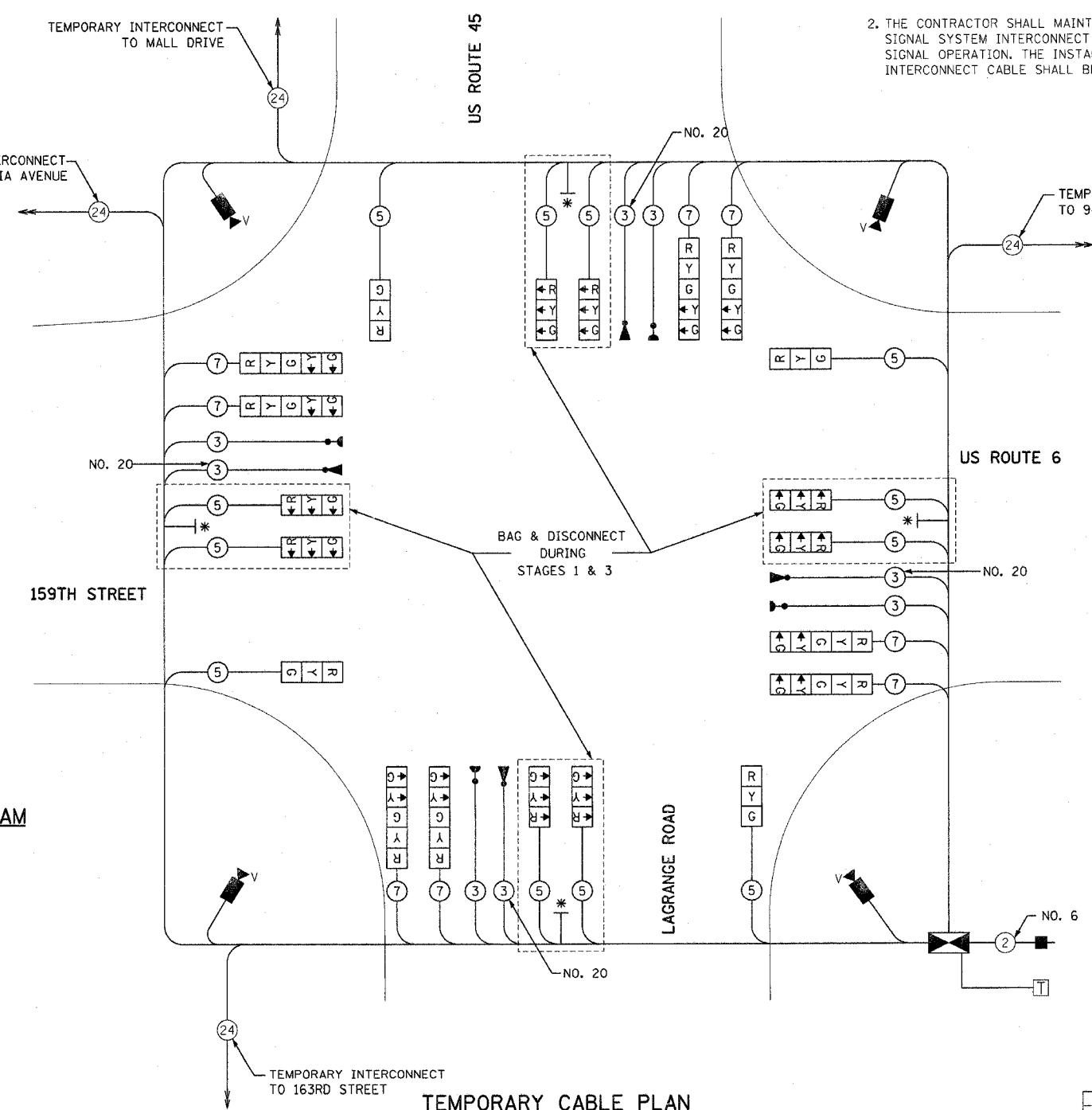
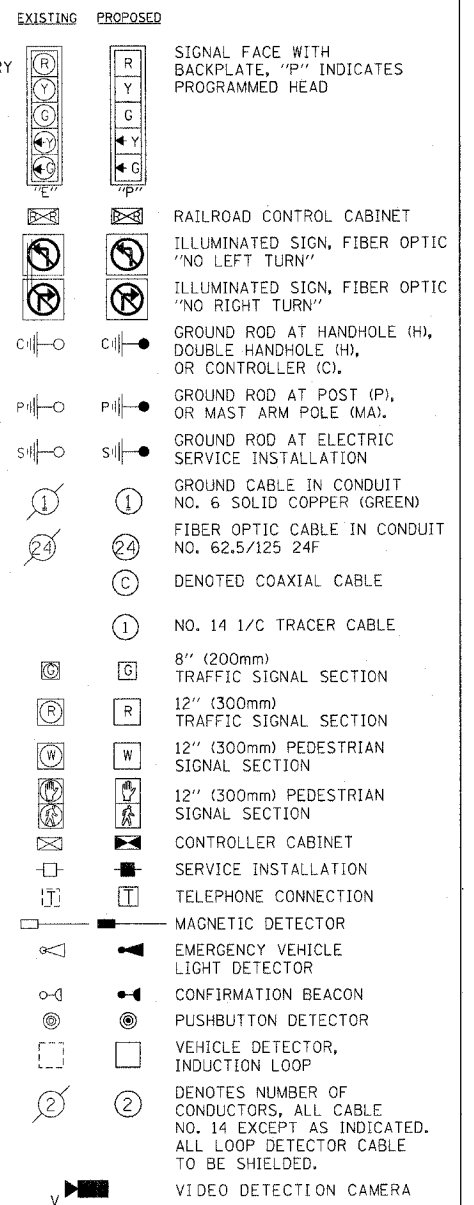


CONSTRUCTION NOTES

1. THE EXISTING TRAFFIC RESPONSIVE CLOSED LOOP SYSTEM OPERATION SHALL BE MAINTAINED DURING CONSTRUCTION. THE CONTRACTOR SHALL CONTACT THE COUNTY SIGNAL SYSTEM ENGINEER AT LEAST 72 HOURS PRIOR TO THE START OF WORK TO REQUEST MODIFICATION OF THE EXISTING TRAFFIC RESPONSIVE PROGRAM. UPON COMPLETION AND ACCEPTANCE OF THE TRAFFIC SIGNAL MODIFICATIONS, THE CONTRACTOR SHALL CONTACT THE SIGNAL SYSTEM ENGINEER TO REQUEST RESTORATION OF THE ORIGINAL TRAFFIC RESPONSIVE PROGRAM.

2. THE CONTRACTOR SHALL MAINTAIN THE EXISTING SIGNAL SYSTEM INTERCONNECT DURING TEMPORARY SIGNAL OPERATION. THE INSTALLATION OF THE TEMPORARY INTERCONNECT CABLE SHALL BE NON-DESTRUCTIVE.

CABLE PLAN LEGEND



TEMPORARY CABLE PLAN

I.D.O.T. TRAFFIC SIGNAL INSTALLATION ELECTRICAL SERVICE REQUIREMENTS					TOTAL WATTAGE
TYPE	NO. OF LAMPS	INCAND.	LED	% OPERATION	
SIGNAL (RED)	20	135	17	0.50	1350.0
(YELLOW)	20	135	25	0.25	675.0
(GREEN)	20	135	15	0.25	675.0
ARROW	0	135	12	0.10	0.0
PED. SIGNAL	0	90	25	1.00	0.0
CONTROLLER	1	100	100	1.00	100.0
ILLUM. STGN	0	84	35	0.05	0.0
FLASHER	0		25	0.50	0.0
ENERGY COST TO:				TOTAL =	2800.0

ILLINOIS DEPARTMENT OF TRANSPORTATION
 201 WEST CENTER COURT
 SCHAUMBURG, ILLINOIS 60196-1096
 ENERGY SUPPLY: CONTACT: NILES K. AKBAR
 PHONE: (708) 235-2338
 COMPANY: COMMONWEALTH EDISON

REVISIONS	
NAME	DATE

ILLINOIS DEPARTMENT OF TRANSPORTATION
 US RTE 6 (159TH ST) AT US RTE 45 (LAGRANGE RD)
 US 45 (LAGRANGE ROAD)
 AND US 6 (159TH STREET)
 TEMPORARY CABLE PLAN - STAGES 1 & 3
 SCALE: N.T.S.
 DATE: 7-07-06
 DRAWN BY: MJT
 DESIGNED BY: MJT
 CHECKED BY: NKU

