

F.A.P. RTE.	SECTION	COUNTY	TOTAL SHEETS	SHEET NO.
351	537 R-1	COOK	245	160
STA. 151+00		TO STA. 165+00		
FED. ROAD DIST. NO.	ILLINOIS	FED. AID PROJECT		

CONTRACT # 62880



LIGHTING PHASING NOTES:

PRE-STAGE 1 (PRIOR TO THE START OF STAGE 1 CONSTRUCTION)

- A. FURNISH AND INSTALL TEMPORARY LIGHTING CONTROLLER "CT".
- B. FURNISH, INSTALL AND ENERGIZE ALL TEMPORARY LIGHTING UNITS.
- C. EXISTING LIGHTING UNITS C2-C4, C2-D4, C5-R1, C5-S1, AND C5-R2 SHALL BE REMOVED AND SALVAGED.
- D. REMOVE ALL EXISTING LIGHTING UNITS LOCATED ON THE SOUTH SIDE OF 159TH ST. AND THE WEST SIDE OF LAGRANGE RD. AS INDICATED ON DRAWINGS RL-1 THRU RL-5. ALL 47.5 FT MOUNTING HEIGHT LIGHTING UNITS SHALL BE MODIFIED AND SHALL BE REUSED FOR THE PERMANENT LIGHTING. ALL 40 FT. POLES SHALL BE SALVAGED IN ACCORDANCE WITH THE SPECIAL PROVISIONS.
- E. REMOVE EXISTING LIGHTING CONTROLLER "C6" AND THE ASSOCIATED SERVICE. COORDINATE THE WORK WITH COMED.

STAGE 1

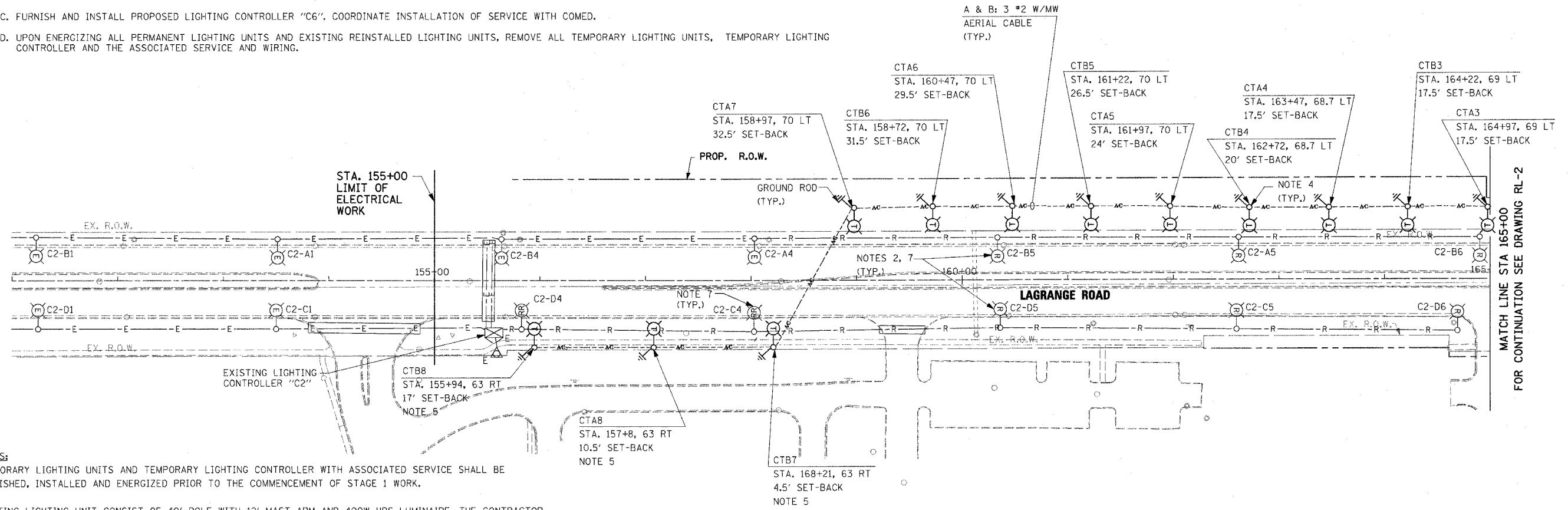
- A. REMOVE ALL EXISTING LIGHTING UNITS LOCATED ON THE NORTH SIDE OF 159TH ST. AND ON THE EAST SIDE OF LAGRANGE RD. ALL 47.5 FT. MOUNTING HEIGHT LIGHTING UNITS SHALL BE MODIFIED AND SHALL BE REUSED FOR THE PERMANENT LIGHTING. ALL 40 FT. POLES SHALL BE SALVAGED IN ACCORDANCE WITH THE SPECIAL PROVISIONS.
- B. FURNISH AND INSTALL PROPOSED LIGHTING UNITS ON NORTH SIDE OF 159TH ST. AND ON WEST SIDE OF LAGRANGE RD..

STAGE 2

- A. NO NEW ELECTRICAL/LIGHTING WORK NEEDS TO BE DONE.

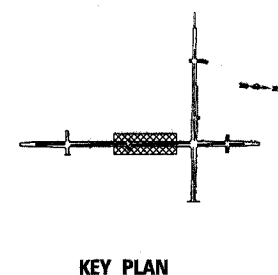
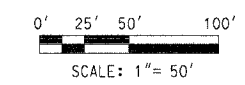
STAGE 3

- A. FURNISH AND INSTALL ALL PROPOSED LIGHTING UNITS ON THE SOUTH SIDE OF 159TH ST. AND ON THE EAST SIDE OF LAGRANGE RD. AS INDICATED ON DRAWINGS RL-6 THRU RL-10.
- B. RE-INSTALL EXISTING LIGHTING UNITS C2-C4, C2-D4, C5-R1, C5-S1, AND C5-R2 REMOVED IN PRE-STAGE 1.
- C. FURNISH AND INSTALL PROPOSED LIGHTING CONTROLLER "C6". COORDINATE INSTALLATION OF SERVICE WITH COMED.
- D. UPON ENERGIZING ALL PERMANENT LIGHTING UNITS AND EXISTING REINSTALLED LIGHTING UNITS, REMOVE ALL TEMPORARY LIGHTING UNITS, TEMPORARY LIGHTING CONTROLLER AND THE ASSOCIATED SERVICE AND WIRING.



NOTES:

- 1. TEMPORARY LIGHTING UNITS AND TEMPORARY LIGHTING CONTROLLER WITH ASSOCIATED SERVICE SHALL BE FURNISHED, INSTALLED AND ENERGIZED PRIOR TO THE COMMENCEMENT OF STAGE 1 WORK.
- 2. EXISTING LIGHTING UNIT CONSIST OF 40' POLE WITH 12' MAST ARM AND 400W HPS LUMINAIRE. THE CONTRACTOR SHALL REMOVE EXISTING LIGHTING UPON ENERGIZING TEMPORARY LIGHTING UNITS. EXISTING LUMINAIRE SHALL BE REUSED FOR PERMANENT LIGHTING. EXISTING LIGHT POLE AND MAST ARM SHALL BE SALVAGED AND SHALL BE DELIVERED TO THE ORLAND PARK PUBLIC WORKS DEPARTMENT IN ACCORDANCE WITH THE SPECIAL PROVISIONS.
- 3. TEMPORARY LIGHTING WILL REMAIN IN SERVICE UNTIL PROPOSED (PERMANENT) LIGHTING IS INSTALLED, ENERGIZED, TESTED AND APPROVED BY THE ENGINEER.
- 4. FOR TEMPORARY LIGHTING DETAILS, SEE DRAWING ED-7.
- 5. TEMPORARY LIGHTING LUMINAIRE, 400W SODIUM VAPOR, CUTOFF ARCHITECTURAL WITH IES TYPE III DISTRIBUTION.
- 6. THE SET-BACK DISTANCE FOR TEMPORARY LIGHT POLES LOCATED WEST OF LAGRANGE RD. IS FROM THE BACK OF THE CURB INSTALLED IN STAGE 1 OF CONSTRUCTION. THE SET-BACK DISTANCE FOR TEMPORARY LIGHT POLES LOCATED EAST OF LAGRANGE RD. IS FROM THE EDGE OF TEMPORARY PAVEMENT INSTALLED IN PRE-STAGE 1 OF CONSTRUCTION.
- 7. EXISTING LIGHT POLE FOUNDATION SHALL BE REMOVED IN ACCORDANCE WITH IDOT STANDARD SPECIFICATIONS.



REVISIONS	
NAME	DATE

ILLINOIS DEPARTMENT OF TRANSPORTATION
 US RTE 6 (159TH ST) AT US RTE 45 (LAGRANGE RD)
LAGRANGE ROAD (US45)
TEMPORARY LIGHTING AND REMOVAL PLAN
 STA 158+63.28 TO STA 165+00
 SCALE: 1" = 50' DRAWN BY: MB
 DATE: 7-07-06 CHECKED BY: KMY



FILES
DATES
TIMES

RL-1