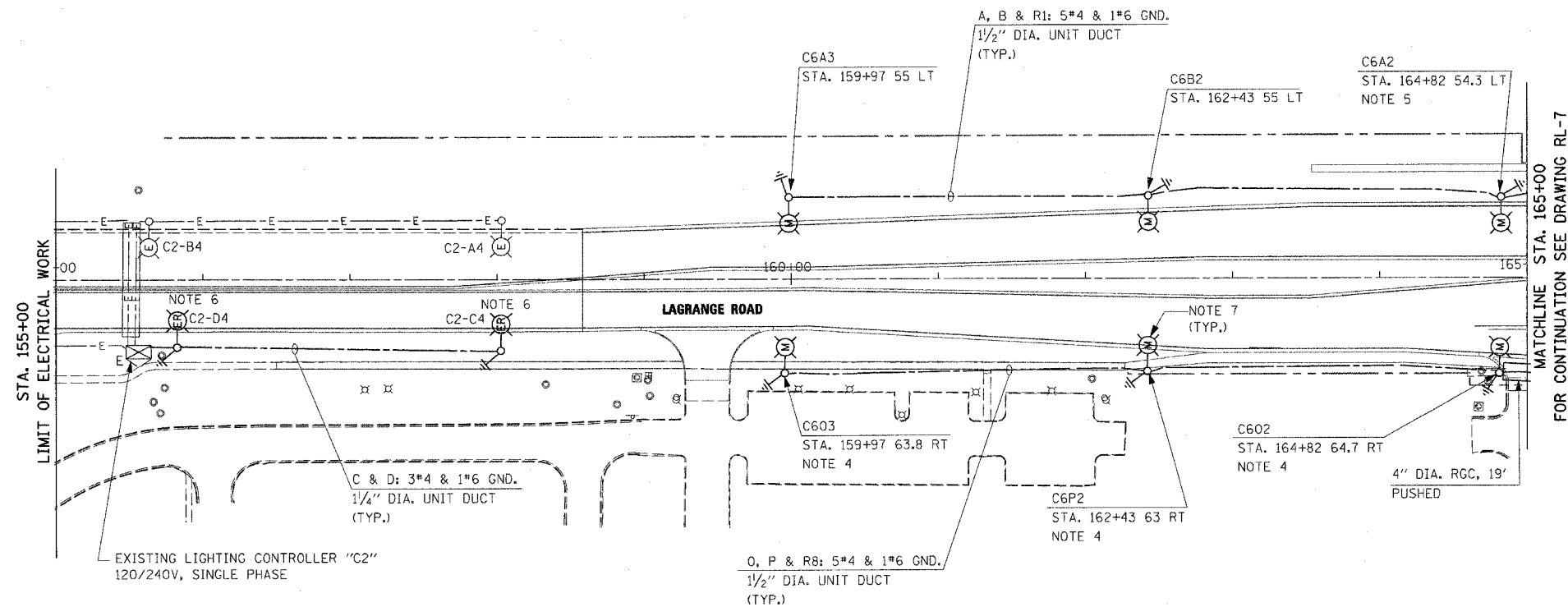


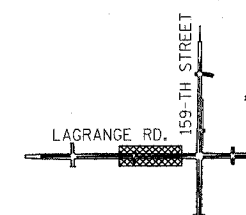
F.A.P. RTE.	SECTION	COUNTY	TOTAL SHEETS	SHEET NO.
351	537 R-1	COOK	245	165
STA. 151+00		TO STA. 165+00		
FED. ROAD DIST. NO.	ILLINOIS	FED. AID PROJECT		

CONTRACT # 62880

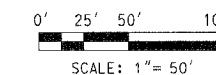


NOTES:

- SEE DRAWING RL-1 FOR APPLICABLE LIGHTING PHASING NOTES.
- FOR EXISTING LIGHTING UNIT MODIFICATION DETAIL, SEE DWG ED-1.
- FOR LIGHT POLE FOUNDATION DETAILS, SEE DWG. ED-4.
- INSTALL LIGHT POLE FOUNDATION ON THE BACKSIDE OF SIDEWALK.
- THE ROADSIDE FACE OF THE LIGHT POLE FOUNDATION SHALL BE SET 2'-0" FROM THE BACK OF CURB.
- REINSTALL EXISTING LIGHTING UNIT ON A NEW FOUNDATION AFTER TEMPORARY PAVEMENT HAS BEEN REMOVED.
- INSTALL PREVIOUSLY REMOVED EXISTING LIGHTING UNIT ON A NEW FOUNDATION. THE CONTRACTOR SHALL REPLACE EXISTING 12'-0" MAST ARM WITH 15'-0" MAST ARM PRIOR TO THE INSTALLATION OF EXISTING LIGHTING UNIT ON A NEW FOUNDATION. THE COST OF THIS WORK SHALL BE INCLUDED IN THE COST OF "MODIFY EXISTING LIGHT POLE, ALUMINUM 47.5 FT M.H., WITH NEW 15 FT MAST ARM AND 20A, 120V, GFI RECEPTACLE" PAY ITEM. NO SEPARATE PAYMENT WILL BE MADE.



KEY PLAN



RL-6

REVISIONS	
NAME	DATE

ILLINOIS DEPARTMENT OF TRANSPORTATION
 US RTE 6 (159TH ST) AT US RTE 45 (LAGRANGE RD)
**LAGRANGE ROAD (US45)
 PROPOSED LIGHTING PLAN
 STA 158+63.28 TO STA 165+00**
 SCALE: 1" = 50' DRAWN BY: MB
 DATE: 7-07-06 CHECKED BY: KMY

McDonough Associates Inc.
 Engineers / Architects

SPILES
 SDATES
 STIMES