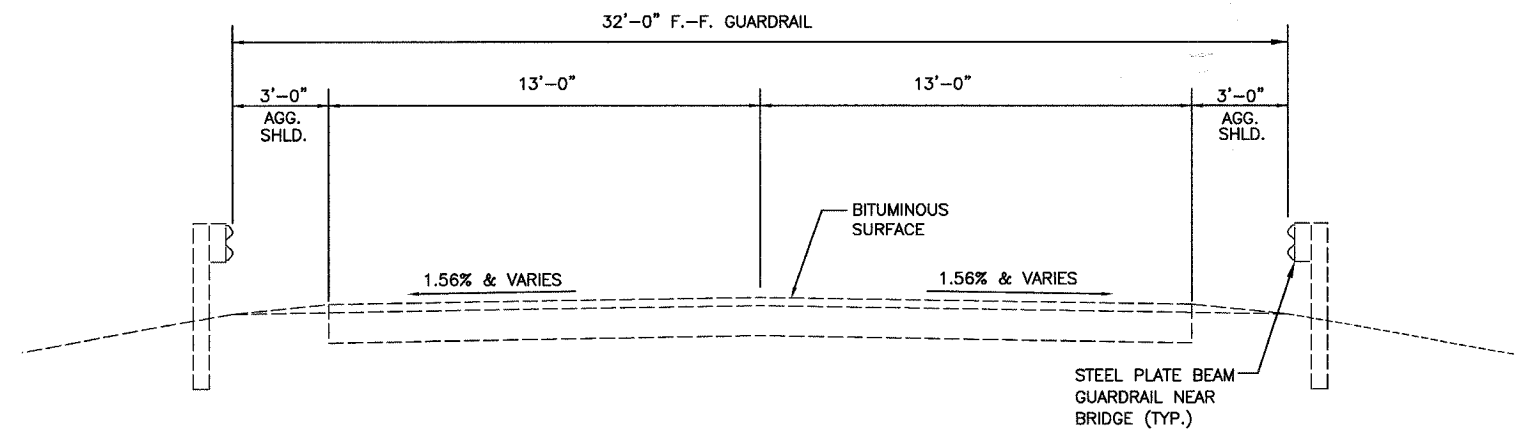
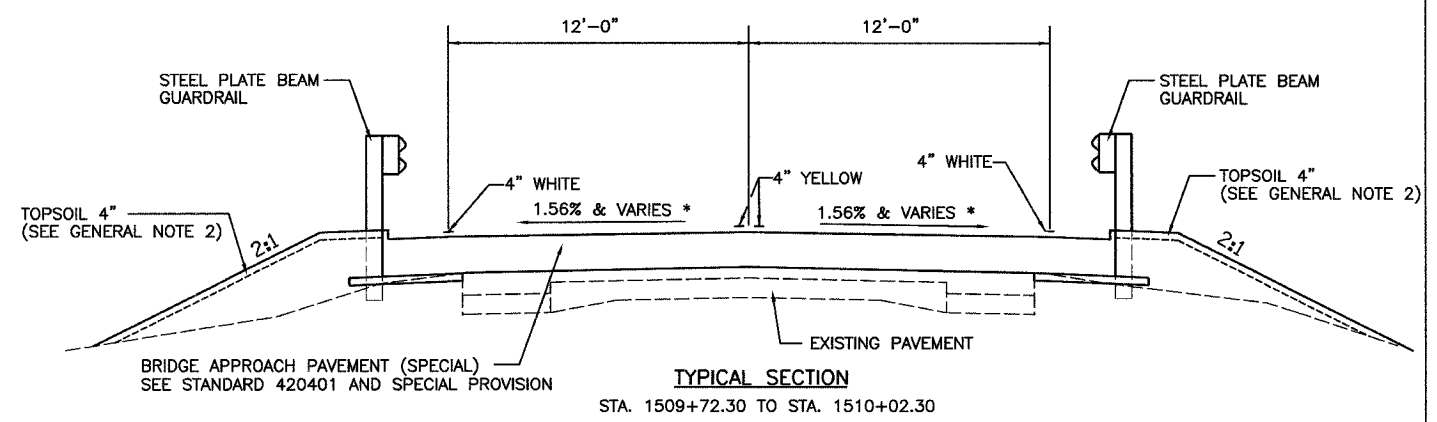


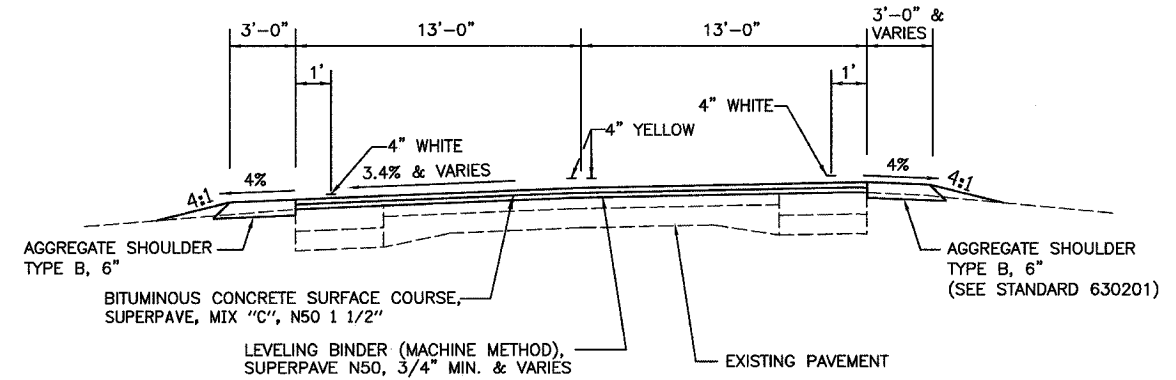
CONTRACT NO. 64938				
F.A.S. RTE.	SECTION	COUNTY	TOTAL SHEETS	SHEET NO.
2247	13X-BR-1	BUREAU	51	4
STA.		TO STA.		
FED. ROAD DIST. NO.		ILLINOIS FED. AID PROJECT		



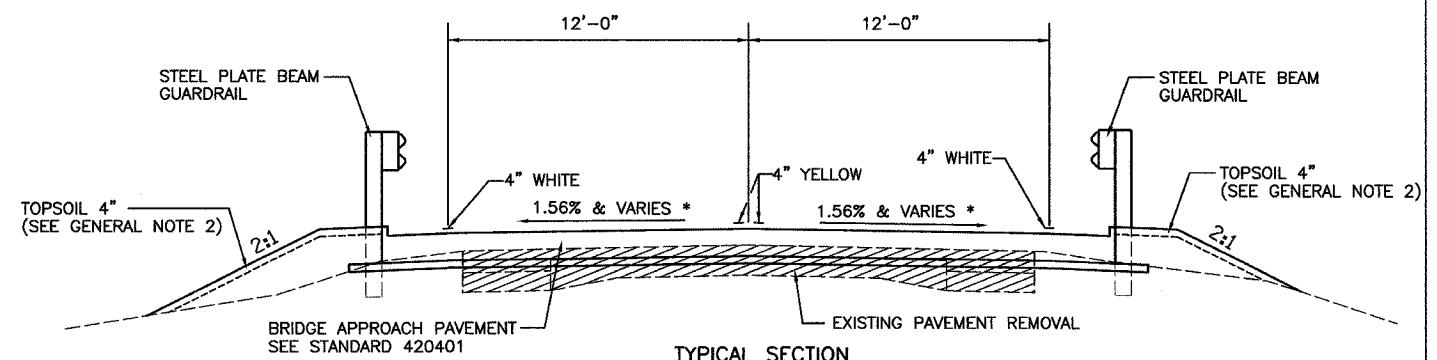
EXISTING TYPICAL SECTION
STA. 1506+80.00 TO STA. 1513+62.50



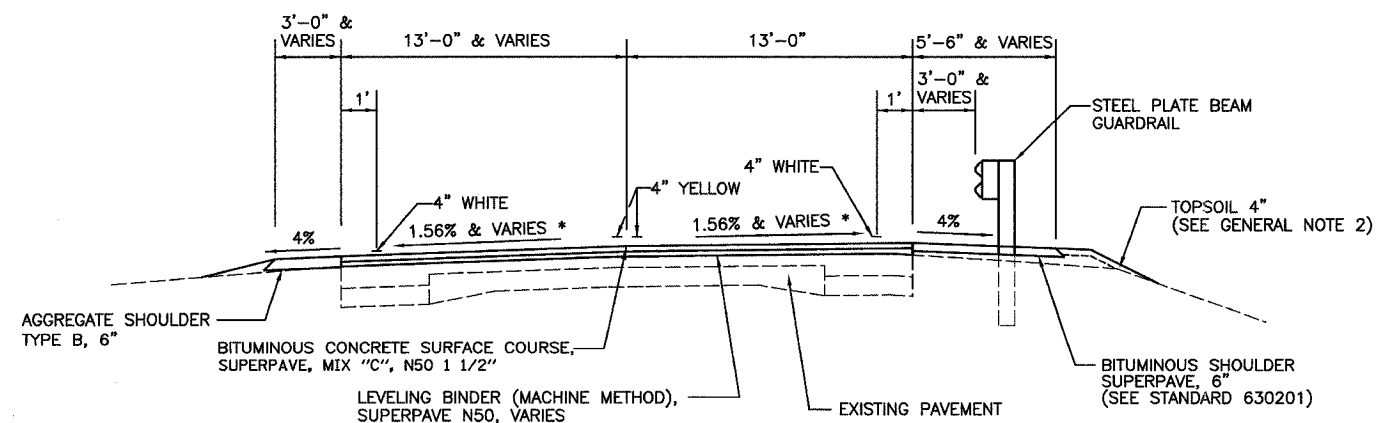
TYPICAL SECTION
STA. 1509+72.30 TO STA. 1510+02.30



TYPICAL SECTION
STA. 1506+80.00 TO STA. 1507+12.00
LT. STA. 1514+02.00 TO STA. 1514+05.00
RT. STA. 1512+83.50 TO STA. 1513+62.50



TYPICAL SECTION
STA. 1511+29.30 TO STA. 1511+59.30



TYPICAL SECTION
STA. 1507+12.00 TO STA. 1509+72.30

* SUPERELEVATION TRANSITION
SEE SHEET 43

BITUMINOUS 112 LBS / SQ. YD.-IN.

REVISIONS	
NAME	DATE

ILLINOIS DEPARTMENT OF TRANSPORTATION
TYPICAL SECTIONS
FAS 2247 (U.S. 6)
OVER BRUSH CREEK
SECTION 13X-BR-1
BUREAU COUNTY
SCALE: VERT. DRAWN BY ARR
 HORIZ. CHECKED BY JKC
DATE 07/06

PLT DATE = 84/06
FILE NAME = 206990TYP
USER NAME = CHRS