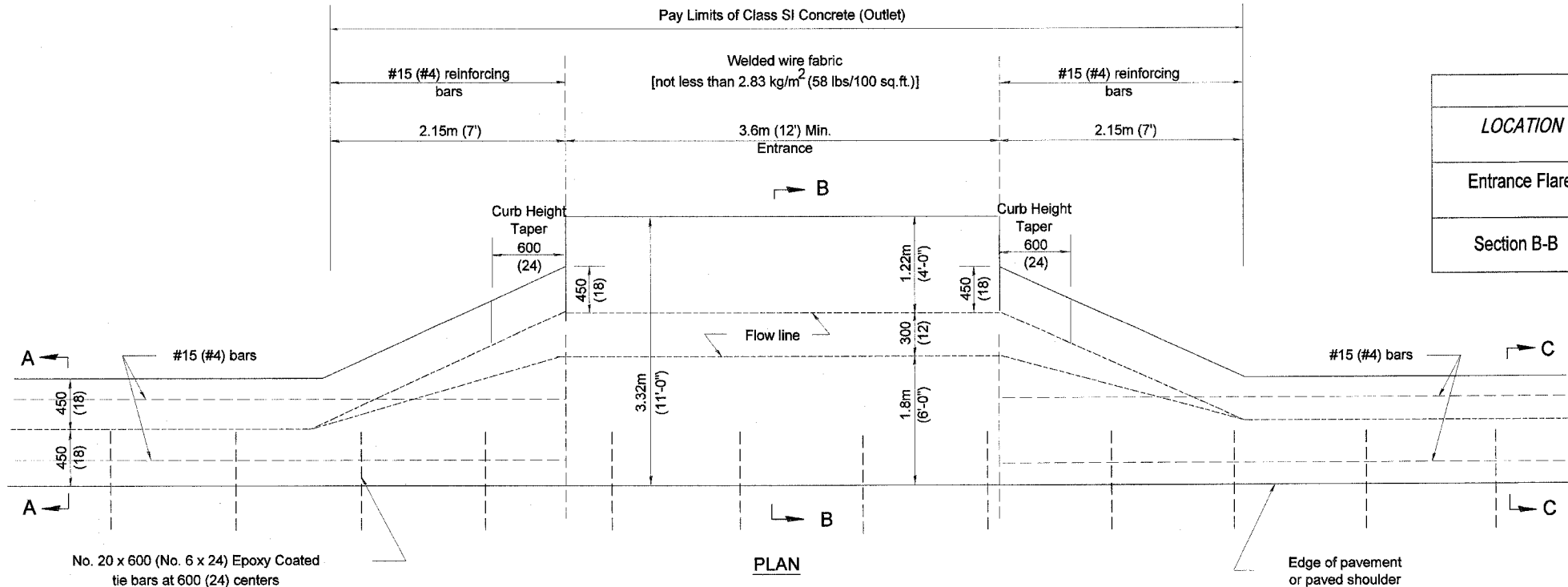
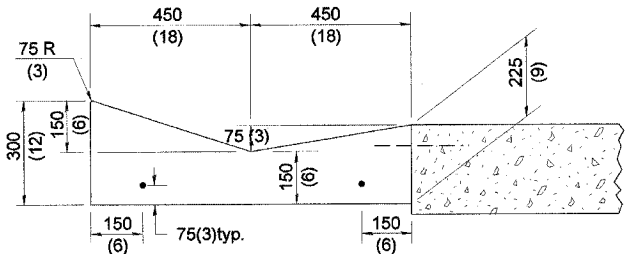


F.A.U. RTE.	SECTION	COUNTY	TOTAL SHEETS	SHEET NO.
6769	(8B) BR-4	TAZEWELL	102	70
STA. 308+58		TO STA. 329+21		
FED. ROAD DIST. NO. 4		ILLINOIS	FED. AID PROJECT	

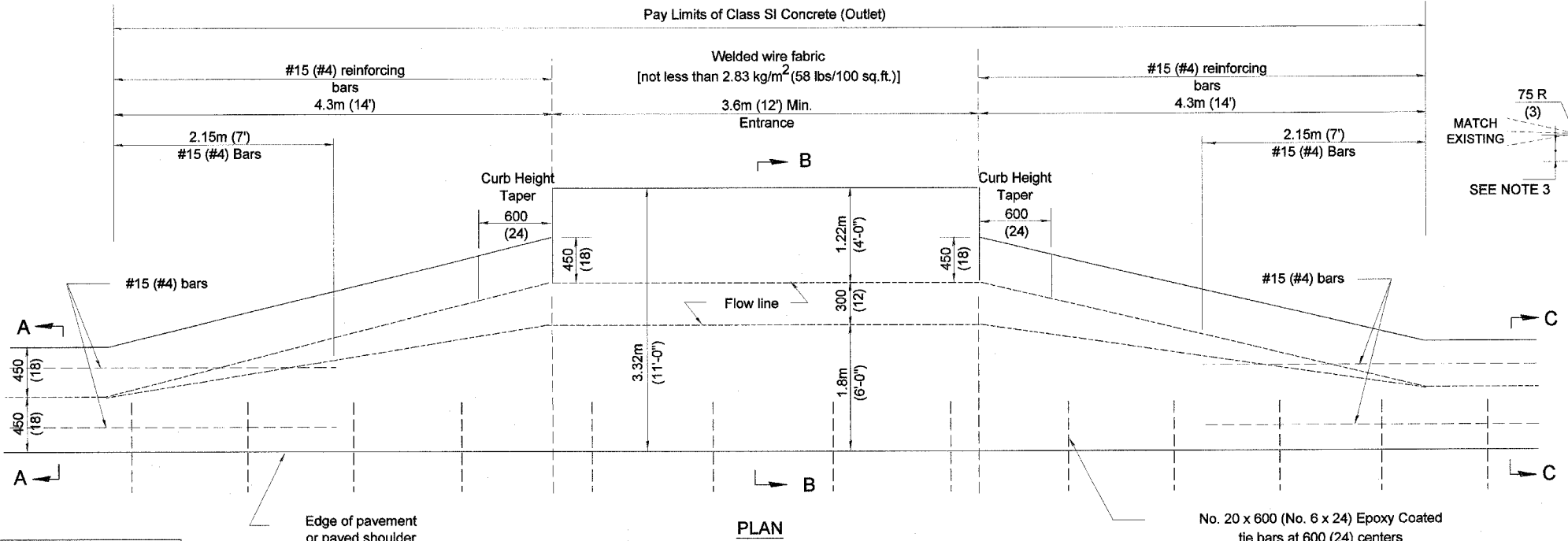


TYPICAL URBAN ENTRANCE

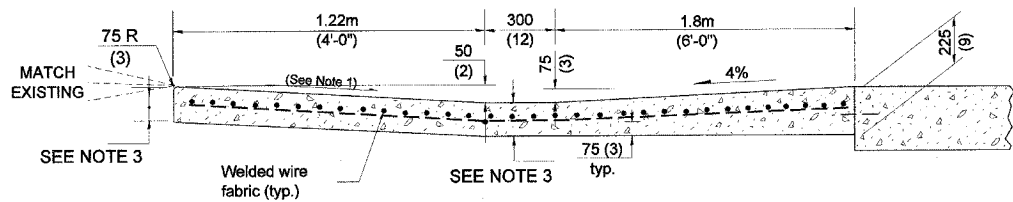
LOCATION	LENGTH	NON-COMMERCIAL 150 (6)	COMMERCIAL ENTRANCE 200 (8)
Entrance Flare	2.15 m (7 Ft) Urban 4.30 m (14 Ft) Rural	0.37 Cu M / M (0.15 Cu Yd / Ft)	0.45 Cu M / M (0.18 Cu Yd / Ft)
Section B-B	See Plans	0.57 Cu M / M (0.23 Cu Yd / Ft)	0.70 Cu M / M (0.28 Cu Yd / Ft)



SECTION A-A & C-C



TYPICAL RURAL ENTRANCE



SECTION B-B

- GENERAL NOTES
- Slope may be increased from 4% (min.) to 8% (max.) in order to match the existing.
 - The cross-slope is to be constructed as given in the plans from back turnout to where driveway matches existing.
 - For Non-Commercial Entrances the driveway thickness shall be 150 (6). For Commercial Entrances the driveway thickness shall be 200 (8).

All dimensions are in millimeters (inches) unless otherwise noted.

CALC. BY:	DATE:
CHECKED BY:	DATE:

QUANTITY CALCULATIONS ARE ON FILE AT THE DISTRICT 4 OFFICE; BUREAU OF PROJECT IMPLEMENTATION; DOCUMENTATION SECTION

ILLINOIS DEPARTMENT OF TRANSPORTATION	
DISTRICT CADD STANDARD	
TYPE A GUTTER, (MODIFIED) (INLET, OUTLET & ENTRANCE)	
CADD STANDARD 606101-D4	SHEET 3 OF 3
SCALE: NOT DRAWN TO SCALE	DRAWN BY CADD
DATE: \$\$\$DATE\$\$	CHECKED BY:

\$\$\$DATE\$\$\$

DGN-ONLY