F.A. RTE.	SECTION	COUNTY	TOTAL SHEETS	SHEET NO.
2666	00-00254-01-BR	LAKE	70	28
STA. 98+50		TO STA. 107+57		
FED. ROAD DIST. NO.	ILLINOIS	FED. AID PROJECT		

Sheet 5 of 35 Sheets
PROJECT NO. BHM-8003(213)
CONTRACT NO. 83875

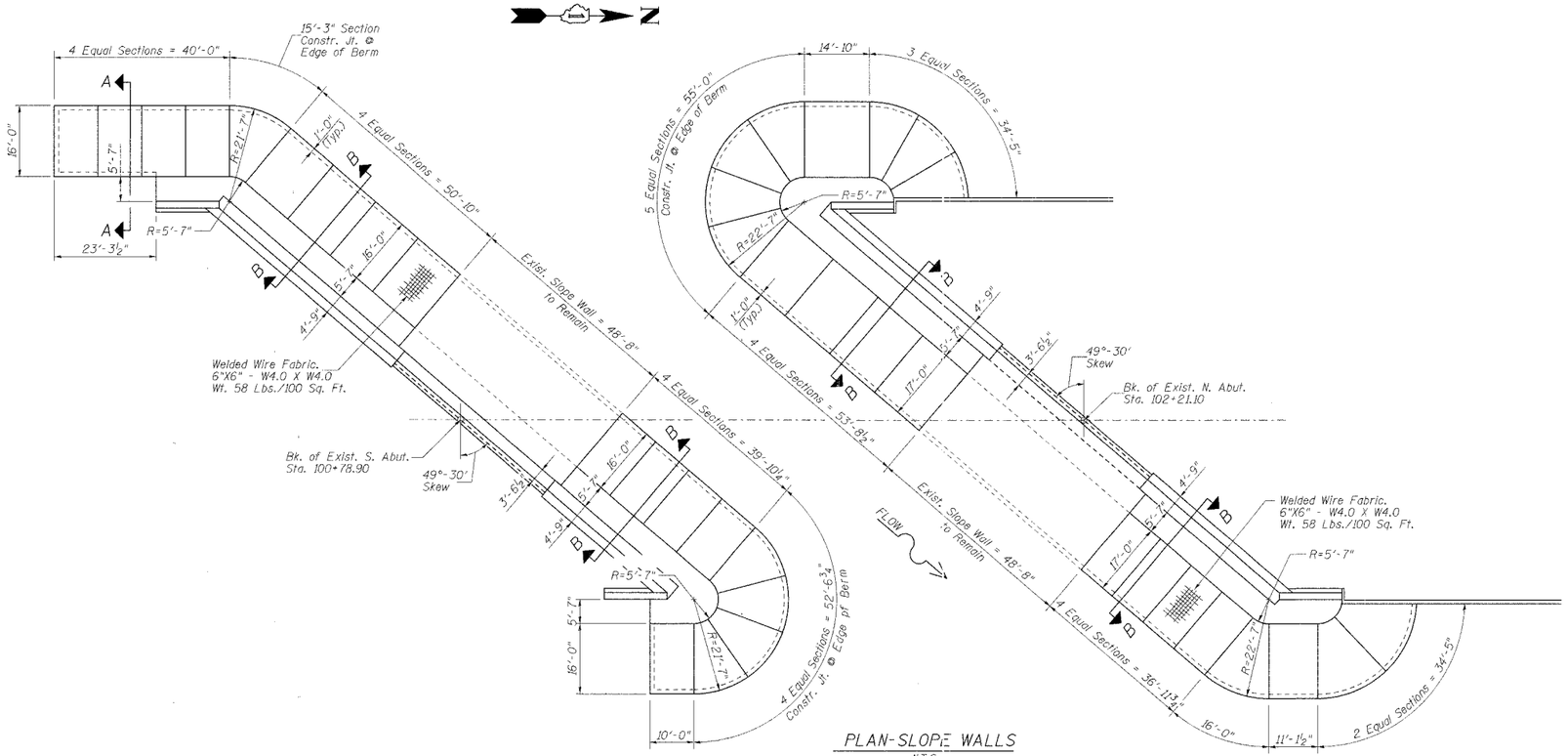

PLAN-SLOPE WALLS
N.T.S.

SLOPE WALL QUANTITIES

ITEM	UNIT	QUANTITY
Slope Wall Removal	Sq. Yd.	401
Slope Wall 6 Inch	Sq. Yd.	957
Slope Wall Crack Sealant	Foot	120

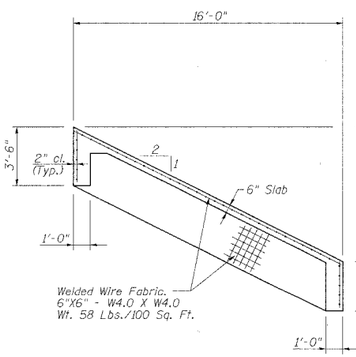

SECTION A-A
N.T.S.

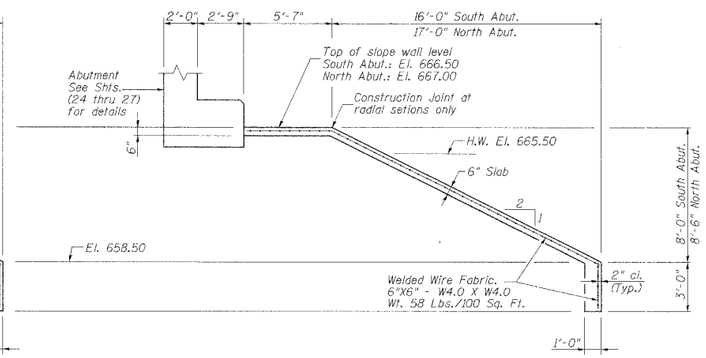

SECTION B-B
N.T.S.

NOTES:

1. Bill of Material is total for North and South slope walls.
2. The required welded wire fabric reinforcement shall be considered incidental to slope wall.
3. All adjacent sections of fabric reinforcement shall be lapped 6" minimum.
4. The slope wall shall be constructed in alternate sections. Construction joints shown on plan.
5. All fabric reinf. shall be continuous across construction joints and shall extend 8" minimum into adjacent slope wall section.
6. Layout of slope walls may be varied to suit ground conditions in the field as directed by the engineer.

REVISIONS	
NAME	DATE

CMT
CRAWFORD MURPHY & TILLY, INC.
CONSULTING ENGINEERS
SPRINGFIELD, IL ■ AURORA, IL ■ ST. LOUIS, MO
ROCKFORD, IL ■ PEORIA, IL ■ CHICAGO, IL

LAKE COUNTY DIVISION OF TRANSPORTATION
SLOPE WALL DETAILS

BUFFALO GROVE ROAD
AT INDIAN CREEK BRIDGE
SECTION 00-00254-01-BR STATION 101+50.00
LAKE COUNTY STRUCTURE NO. 049-3043
SCALE: NONE DRAWN BY: TBW
DATE: 7/21/06 CHECKED BY: ATI, WK

SLOPE WALL DETAILS

PLAN: SURVEYED / PLOTTED / ALIGNMENT CHECKED / RT. OF WAY CHECKED / CADD FILE NAME / NOTE BOOK NO. / BY / DATE

PROFILE: SURVEYED / PLOTTED / GRADES CHECKED / B.M. NOTED / STRUCTURE NOTATIONS CHKD / NOTE BOOK NO. / BY / DATE

I:\lakeco\0220113\draw\sheets\struct\6-16-06\slope wall details.dgn