F.A. RTE.	SECTION	COUNTY	TOTAL SHEETS	SHEET NO.
2666	00-00254-01-BR	LAKE	70	40
STA. 98+50		TO STA. 107+57		
FED. ROAD DIST. NO.	ILLINOIS	FED. AID PROJECT		

Sheet 17 of 35 Sheets
PROJECT NO. BHM-8003(213)
CONTRACT NO. 83875

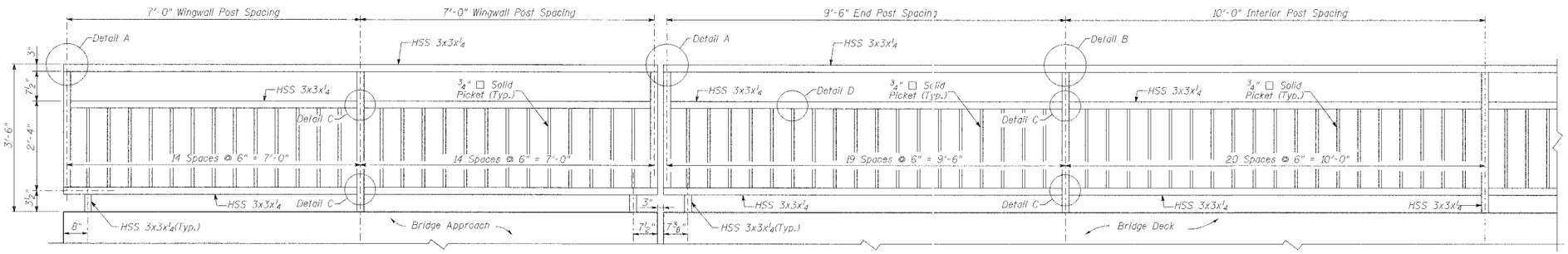

PEDESTRIAN RAILING
(Dimensions given along ℄ Railing)

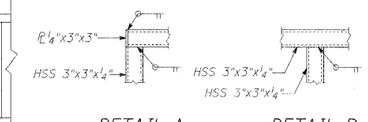

DETAIL A

DETAIL B

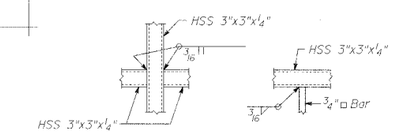

DETAIL C

DETAIL D

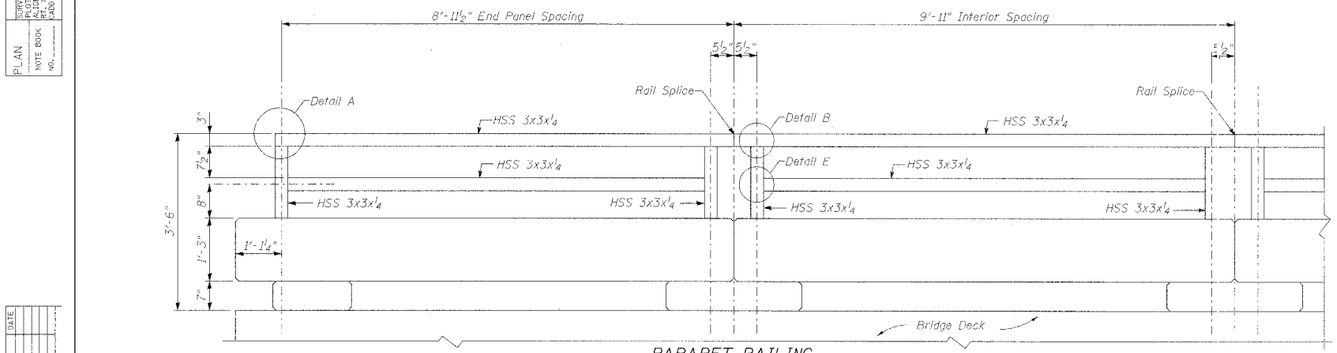

PARAPET RAILING
(Dimensions given along ℄ Railing)

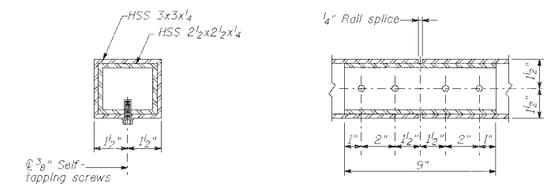

RAIL SPLICE

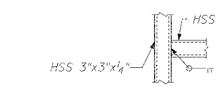

DETAIL E

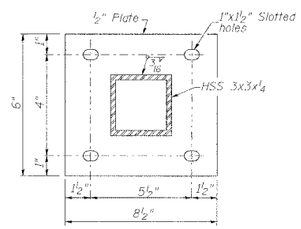

BASE PLATE

BILL OF MATERIAL

Item	Unit	Quantity
Pedestrian Railing	Foot	167
Parapet Railing	Foot	137

NOTES

1. Railing shall be according to Section 509 of the Standard Specifications, except as noted, and will be paid for at the Contract Unit Price per foot for Pedestrian Railing or Parapet Railing.
2. Hollow structural steel tubing shall conform to the requirements of ASTM designation A 500, Grade B, structural steel tubing.
3. Hollow steel pipes shall conform to the requirements of ASTM A53 and shall be "standard weight."
4. All other steel shapes and plates shall conform to the requirements of AASHTO M 270 Grade 36.
5. All posts, railing, splices, anchor devices, and bent plates shall be painted using the Organic Zinc-rich/epoxy/urethane paint system. The color of the final coat for all bicycle and parapet railings shall be Black Color C900 as produced by Carboline or equal. Final color shall be coordinated with the Engineer prior to fabrication. See special provision for "Cleaning and Painting Bicycle and Parapet Railing."
6. If the option of drilling and epoxy grouting the anchor rods is chosen, the Contractor shall use the capsule or the adhesive cartridge type anchor rods that have been previously tested and given a prior approval by the Department. The Contractor shall install these anchor rods in pre-drilled holes according to the manufacturer's recommendations and procedures. The capsule or the adhesive cartridge shall be sealed with premeasured amounts of the adhesive chemical.
7. Space reinforcement to miss anchor rods.

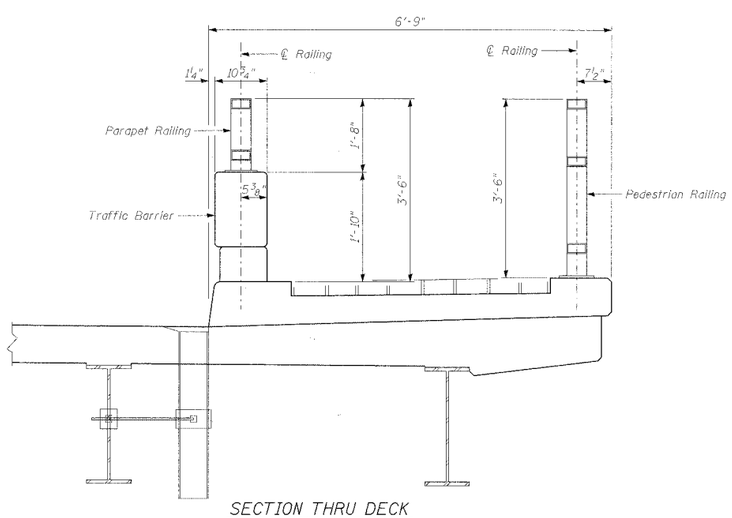

SECTION THRU DECK
(Looking North)

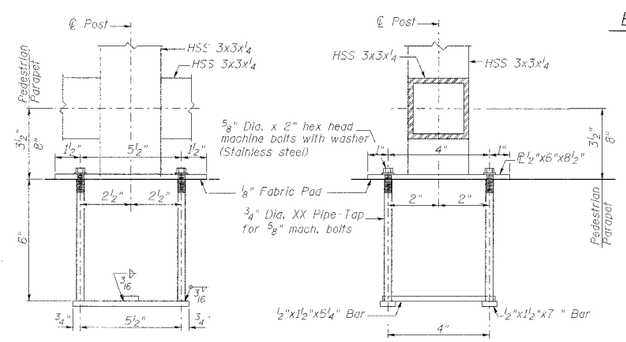

ANCHOR BOLT DETAILS
In lieu of the cast-in-place anchor device shown, the Contractor has the option of drilling and epoxy grouting ⅝" dia. anchor rods. Embedment shall be according to the manufacturer's specifications.

REVISIONS	
NAME	DATE

CMT
CRAWFORD MURPHY & TILLY, INC.
CONSULTING ENGINEERS
SPRINGFIELD, IL ■ AURORA, IL ■ ST. LOUIS, MO
ROCKFORD, IL ■ PEORIA, IL ■ CHICAGO, IL

LAKE COUNTY DIVISION OF TRANSPORTATION

PEDESTRIAN RAILING

BUFFALO GROVE ROAD
AT INDIAN CREEK BRIDGE
SECTION 00-00254-01-BR STATION 101+50.00
LAKE COUNTY STRUCTURE NO. 049-3043

SCALE: NONE DRAWN BY: TBW
DATE: 7/21/06 CHECKED BY: ATI, WK

BICYCLE RAILING

PLAN — NOTE BOOK NO. — SURFACE TESTED ACCEPTED — ALIGNMENT CHECKED BY — DATE OF MAX. CHECKED — BRIDGE PLAN NAME — BY — DATE

PROFILE — NOTE BOOK NO. — SURFACE TESTED ACCEPTED — GRADES CHECKED BY — BRIDGE NUMBER — NOTE TYPE CHKD

I:\lakeco\0220113\draw\sheets\struct6-16-06\ped railing.dgn