

If you plan to submit a bid directly to the Department of Transportation

PREQUALIFICATION

Any contractor who desires to become pre-qualified to bid on work advertised by IDOT must submit the properly completed pre-qualification forms to the Bureau of Construction no later than 4:30 p.m. prevailing time twenty-one days prior to the letting of interest. This pre-qualification requirement applies to first time contractors, contractors renewing expired ratings, contractors maintaining continuous pre-qualification or contractors requesting revised ratings. To be eligible to bid, existing pre-qualification ratings must be effective through the date of letting.

REQUESTS FOR AUTHORIZATION TO BID

Contractors downloading and/or ordering CD-ROM's and are wanting to bid on items included in a particular letting must submit the properly completed "Request for Authorization to Bid/or Not For Bid Status" (BDE 124INT) and the ORIGINAL, signed and notarized, "Affidavit of Availability" (BC 57) to the proper office no later than 4:30 p.m. prevailing time, three (3) days prior to the letting date.

WHO CAN BID ?

Bids will be accepted from only those companies that request and receive written **Authorization to Bid** from IDOT's Central Bureau of Construction.

WHAT CONSTITUTES WRITTEN AUTHORIZATION TO BID? When a prospective prime bidder submits a "Request for Authorization to Bid/or Not For Bid Status" (BDE 124INT) he/she must indicate at that time which items are being requested For Bidding purposes. Only those items requested For Bidding will be analyzed. After the request has been analyzed, the bidder will be issued a **Proposal Denial and/or Authorization Form**, approved by the Central Bureau of Construction, that indicates which items have been approved For Bidding. If **Authorization to Bid** cannot be approved, the **Proposal Denial and/or Authorization Form** will indicate the reason for denial.

ABOUT AUTHORIZATION TO BID: Firms that have not received an authorization form within a reasonable time of complete and correct original document submittal should contact the department as to status. This is critical in the week before the letting. These documents must be received three days before the letting date. Firms unsure as to authorization status should call the Prequalification Section of the Bureau of Construction at the number listed at the end of these instructions.

ADDENDA AND REVISIONS: It is the contractor's responsibility to determine which, if any, addenda or revisions pertain to any project they may be bidding. Failure to incorporate all relevant addenda or revisions may cause the bid to be declared unacceptable.

Each addendum will be placed with the contract number. Addenda and revisions will also be placed on the Addendum/Revision Checklist and each subscription service subscriber will be notified by e-mail of each addendum and revision issued.

The Internet is the Department's primary way of doing business. The subscription server e-mails are an added courtesy the Department provides. It is suggested that bidder check IDOT's website <http://www.dot.il.gov/desenv/delett.html> before submitting final bid information.

IDOT is not responsible for any e-mail related failures.

Addenda Questions may be directed to the Contracts Office at (217)782-7806 or D&Econtracts@dot.il.gov

Technical Questions about downloading these files may be directed to Tim Garman (217)524-1642 or garmantr@dot.il.gov.

WHAT MUST BE INCLUDED WHEN BIDS ARE SUBMITTED?: Bidders need not return the entire proposal when bids are submitted. That portion of the proposal that must be returned includes the following:

1. All documents from the Proposal Cover Sheet through the Proposal Bid Bond
2. Other special documentation and/or information that may be required by the contract special provisions

All proposal documents, including Proposal Guaranty Checks or Proposal Bid Bonds, should be stapled together to prevent loss when bids are processed by IDOT personnel.

ABOUT SUBMITTING BIDS: It is recommended that bidders deliver bids in person to insure they arrive at the proper location prior to the time specified for the receipt of bids. Any bid received at the place of letting after the time specified will not be accepted.

WHO SHOULD BE CALLED IF ASSISTANCE IS NEEDED?

Questions Regarding	Call
Prequalification and/or Authorization to Bid	(217)782-3413
Preparation and submittal of bids	(217)782-7806
Mailing of plans and proposals	(217)782-7806
Electronic plans and proposals	(217)524-1642

ADDENDUMS AND REVISIONS TO THE PROPOSAL FORMS

Planholders should verify that they have received and incorporated the addendum and/or revision prior to submitting their bid. Failure by the bidder to include an addendum could result in a bid being rejected as irregular.

49

RETURN WITH BID

Proposal Submitted By
Name
Address
City

Letting November 17, 2006

BIDDERS NEED NOT RETURN THE ENTIRE PROPOSAL
(See instructions inside front cover)

NOTICE TO PROSPECTIVE BIDDERS

This proposal can be used for bidding purposes by only those companies that request and receive written AUTHORIZATION TO BID from IDOT's Central Bureau of Construction.

(SEE INSTRUCTIONS ON THE INSIDE OF COVER)

Notice To Bidders, Specifications, Proposal, Contract and Contract Bond



Illinois Department
of Transportation

Springfield, Illinois 62764

Contract No. 88939
MCDONOUGH County
Section (41A)BR
Route FAP 310
Project BRF-310(95)
District 4 Construction Funds

PLEASE MARK THE APPROPRIATE BOX BELOW:

- A Bid Bond is included.
- A Cashier's Check or a Certified Check is included

Prepared by

F

Checked by

(Printed by authority of the State of Illinois)

INSTRUCTIONS

ABOUT IDOT PROPOSALS: All proposals issued by IDOT are potential bidding proposals. Each proposal contains all Certifications and Affidavits, a Proposal Signature Sheet and a Proposal Bid Bond required for Prime Contractors to submit a bid after written **Authorization to Bid** has been issued by IDOT's Central Bureau of Construction.

WHO CAN BID?: Bids will be accepted from only those companies that request and receive written **Authorization to Bid** from IDOT's Central Bureau of Construction. To request authorization, a potential bidder must complete and submit Part B of the Request for Authorization to Bid/or Not For Bid Status form (BDE 124 INT) and submit an original Affidavit of Availability (BC 57).

WHAT CONSTITUTES WRITTEN AUTHORIZATION TO BID?: When a prospective prime bidder submits a "Request for Proposal Forms and Plans" he/she must indicate at that time which items are being requested For Bidding purposes. Only those items requested For Bidding will be analyzed. After the request has been analyzed, the bidder will be issued a **Proposal Denial and/or Authorization Form**, approved by the Central Bureau of Construction, that indicates which items have been approved For Bidding. If **Authorization to Bid** cannot be approved, the **Proposal Denial and/or Authorization Form** will indicate the reason for denial. If a contractor has requested to bid but has not received a **Proposal Denial and/or Authorization Form**, they should contact the Central Bureau of Construction in advance of the letting date.

WHAT MUST BE INCLUDED WHEN BIDS ARE SUBMITTED?: Bidders need not return the entire proposal when bids are submitted. That portion of the proposal that must be returned includes the following:

1. All documents from the Proposal Cover Sheet through the Proposal Bid Bond
2. Other special documentation and/or information that may be required by the contract special provisions

All proposal documents, including Proposal Guaranty Checks or Proposal Bid Bonds, should be stapled together to prevent loss when bids are processed by IDOT personnel.

ABOUT SUBMITTING BIDS: It is recommended that bidders deliver bids in person to insure they arrive at the proper location prior to the time specified for the receipt of bids. Any bid received at the place of letting after the time specified will not be accepted.

WHO SHOULD BE CALLED IF ASSISTANCE IS NEEDED?

Questions Regarding	Call
Prequalification and/or Authorization to Bid	217/782-3413
Preparation and submittal of bids	217/782-7806
Mailing of CD-ROMS	217/782-7806

RETURN WITH BID



PROPOSAL

TO THE DEPARTMENT OF TRANSPORTATION

1. Proposal of _____

Taxpayer Identification Number (Mandatory) _____

for the improvement identified and advertised for bids in the Invitation for Bids as:

**Contract No. 88939
MCDONOUGH County
Section (41A)BR
Project BRF-310(95)
Route FAP 310
District 4 Construction Funds**

This project consists of replacing the structure (SN 055-0007) carrying U.S. Route 67 over Carter Creek approximately 1.3 miles south of Industry.

2. The undersigned bidder will furnish all labor, material and equipment to complete the above described project in a good and workmanlike manner as provided in the contract documents provided by the Department of Transportation. This proposal will become part of the contract and the terms and conditions contained in the contract documents shall govern performance and payments.

RETURN WITH BID

3. **ASSURANCE OF EXAMINATION AND INSPECTION/WAIVER.** The undersigned further declares that he/she has carefully examined the proposal, plans, specifications, form of contract and contract bond, and special provisions, and that he/she has inspected in detail the site of the proposed work, and that he/she has familiarized themselves with all of the local conditions affecting the contract and the detailed requirements of construction, and understands that in making this proposal he/she waives all right to plead any misunderstanding regarding the same.

4. **EXECUTION OF CONTRACT AND CONTRACT BOND.** The undersigned further agrees to execute a contract for this work and present the same to the department within fifteen (15) days after the contract has been mailed to him/her. The undersigned further agrees that he/she and his/her surety will execute and present within fifteen (15) days after the contract has been mailed to him/her contract bond satisfactory to and in the form prescribed by the Department of Transportation, in the penal sum of the full amount of the contract, guaranteeing the faithful performance of the work in accordance with the terms of the contract.

5. **PROPOSAL GUARANTY.** Accompanying this proposal is either a bid bond on the department form, executed by a corporate surety company satisfactory to the department, or a proposal guaranty check consisting of a bank cashier's check or a properly certified check for not less than 5 per cent of the amount bid or for the amount specified in the following schedule:

<u>Amount of Bid</u>		<u>Proposal Guaranty</u>	<u>Amount of Bid</u>		<u>Proposal Guaranty</u>	
Up to	\$5,000	\$150	\$2,000,000	to	\$3,000,000	\$100,000
\$5,000	to \$10,000	\$300	\$3,000,000	to	\$5,000,000	\$150,000
\$10,000	to \$50,000	\$1,000	\$5,000,000	to	\$7,500,000	\$250,000
\$50,000	to \$100,000	\$3,000	\$7,500,000	to	\$10,000,000	\$400,000
\$100,000	to \$150,000	\$5,000	\$10,000,000	to	\$15,000,000	\$500,000
\$150,000	to \$250,000	\$7,500	\$15,000,000	to	\$20,000,000	\$600,000
\$250,000	to \$500,000	\$12,500	\$20,000,000	to	\$25,000,000	\$700,000
\$500,000	to \$1,000,000	\$25,000	\$25,000,000	to	\$30,000,000	\$800,000
\$1,000,000	to \$1,500,000	\$50,000	\$30,000,000	to	\$35,000,000	\$900,000
\$1,500,000	to \$2,000,000	\$75,000	over		\$35,000,000	\$1,000,000

Bank cashier's checks or properly certified checks accompanying proposals shall be made payable to the Treasurer, State of Illinois, when the state is awarding authority; the county treasurer, when a county is the awarding authority; or the city, village, or town treasurer, when a city, village, or town is the awarding authority.

If a combination bid is submitted, the proposal guaranties which accompany the individual proposals making up the combination will be considered as also covering the combination bid.

The amount of the proposal guaranty check is _____ \$(_____). If this proposal is accepted and the undersigned shall fail to execute a contract bond as required herein, it is hereby agreed that the amount of the proposal guaranty shall become the property of the State of Illinois, and shall be considered as payment of damages due to delay and other causes suffered by the State because of the failure to execute said contract and contract bond; otherwise, the bid bond shall become void or the proposal guaranty check shall be returned to the undersigned.

Attach Cashier's Check or Certified Check Here

In the event that one proposal guaranty check is intended to cover two or more proposals, the amount must be equal to the sum of the proposal guaranties which would be required for each individual proposal. If the guaranty check is placed in another proposal, state below where it may be found.

The proposal guaranty check will be found in the proposal for:

Item _____

Section No. _____

County _____

Mark the proposal cover sheet as to the type of proposal guaranty submitted.

BD 354 (Rev. 11/2001)

RETURN WITH BID

6. **COMBINATION BIDS.** The undersigned further agrees that if awarded the contract for the sections contained in the following combination, he/she will perform the work in accordance with the requirements of each individual proposal comprising the combination bid specified in the schedule below, and that the combination bid shall be prorated against each section in proportion to the bid submitted for the same. If an error is found to exist in the gross sum bid for one or more of the individual sections included in a combination, the combination bid shall be corrected as provided in the specifications.

When a combination bid is submitted, the schedule below must be completed in each proposal comprising the combination.

If alternate bids are submitted for one or more of the sections comprising the combination, a combination bid must be submitted for each alternate.

Schedule of Combination Bids

Combination No.	Sections Included in Combination	Combination Bid	
		Dollars	Cents

7. **SCHEDULE OF PRICES.** The undersigned bidder submits herewith, in accordance with the rules and instructions, a schedule of prices for the items of work for which bids are sought. The unit prices bid are in U.S. dollars and cents, and all extensions and summations have been made. The bidder understands that the quantities appearing in the bid schedule are approximate and are provided for the purpose of obtaining a gross sum for the comparison of bids. If there is an error in the extension of the unit prices, the unit prices shall govern. Payment to the contractor awarded the contract will be made only for actual quantities of work performed and accepted or materials furnished according to the contract. The scheduled quantities of work to be done and materials to be furnished may be increased, decreased or omitted as provided elsewhere in the contract.
8. **CERTIFICATE OF AUTHORITY.** The undersigned bidder, if a business organized under the laws of another State, assures the Department that it will furnish a copy of its certificate of authority to do business in the State of Illinois with the return of the executed contract and bond. Failure to furnish the certificate within the time provided for execution of an awarded contract may be cause for cancellation of the award and forfeiture of the proposal guaranty to the State.

ILLINOIS DEPARTMENT OF TRANSPORTATION
 SCHEDULE OF PRICES
 CONTRACT
 NUMBER -

88939

State Job # - C-94-103-99
 PPS NBR - 4-08275-0100
 County Name - MCDONOUGH- -
 Code - 109 - -
 District - 4 - -
 Section Number - (41A)BR

Project Number
 BRF-0310/095/

Route
 FAP 310

Item Number	Pay Item Description	Unit of Measure	Quantity	x	Unit Price	=	Total Price
X0301512	GDRL AGG EROS CONT	TON	197.000				
X0321475	PIPE ELBOW, 12"	EACH	8.000				
X4066424	BC SC SUPER "D" N50	TON	239.000				
X4066614	BCBC SUP IL-19.0 N50	TON	517.600				
X5020501	UNWAT STR EX PROT L1	EACH	1.000				
X5020502	UNWAT STR EX PROT L2	EACH	1.000				
Z0002600	BAR SPLICERS	EACH	196.000				
Z0013798	CONSTRUCTION LAYOUT	L SUM	1.000				
Z0020800	EROSION CONTROL CURB	FOOT	648.000				
Z0030250	IMP ATTN TEMP NRD TL3	EACH	4.000				
Z0030350	IMP ATTN REL NRD TL3	EACH	2.000				
20100110	TREE REMOV 6-15	UNIT	650.000				
20100210	TREE REMOV OVER 15	UNIT	119.000				
20200100	EARTH EXCAVATION	CU YD	5,300.000				
20300100	CHANNEL EXCAV	CU YD	100.000				

ILLINOIS DEPARTMENT OF TRANSPORTATION
 SCHEDULE OF PRICES
 CONTRACT
 NUMBER - 88939

State Job # - C-94-103-99
 PPS NBR - 4-08275-0100
 County Name - MCDONOUGH- -
 Code - 109 - -
 District - 4 - -
 Section Number - (41A)BR

Project Number
 BRF-0310/095/

Route
 FAP 310

Item Number	Pay Item Description	Unit of Measure	Quantity	x	Unit Price	=	Total Price
20700400	POROUS GRAN EMB SPEC	CU YD	45.000				
21101615	TOPSOIL F & P 4	SQ YD	4,840.000				
25000300	SEEDING CL 3	ACRE	1.000				
25000400	NITROGEN FERT NUTR	POUND	90.000				
25000500	PHOSPHORUS FERT NUTR	POUND	90.000				
25000600	POTASSIUM FERT NUTR	POUND	90.000				
25000700	AGR GROUND LIMESTONE	TON	2.000				
25002300	TEMP SEEDING	ACRE	1.000				
25100115	MULCH METHOD 2	ACRE	1.000				
25100630	EROSION CONTR BLANKET	SQ YD	1,000.000				
28000300	TEMP DITCH CHECKS	EACH	5.000				
28000400	PERIMETER EROS BAR	FOOT	825.000				
28000500	INLET & PIPE PROTECT	EACH	1.000				
28100105	STONE RIPRAP CL A3	SQ YD	1,223.000				
28100107	STONE RIPRAP CL A4	SQ YD	1,015.000				

ILLINOIS DEPARTMENT OF TRANSPORTATION
SCHEDULE OF PRICES
CONTRACT
NUMBER -

88939

State Job # - C-94-103-99
PPS NBR - 4-08275-0100
County Name - MCDONOUGH- -
Code - 109 - -
District - 4 - -
Section Number - (41A)BR

Project Number
BRF-0310/095/

Route
FAP 310

Item Number	Pay Item Description	Unit of Measure	Quantity	x	Unit Price	=	Total Price
28200200	FILTER FABRIC	SQ YD	2,238.000				
40200800	AGG SURF CSE B	TON	20.500				
40600100	BIT MATLS PR CT	GALLON	500.000				
40600300	AGG PR CT	TON	1.200				
40600980	BIT SURF REM BUTT JT	SQ YD	274.000				
40600990	TEMPORARY RAMP	SQ YD	862.200				
42001165	BR APPR PAVT	SQ YD	236.000				
42001300	PROTECTIVE COAT	SQ YD	354.000				
42001430	BR APPR PVT CON (FLX)	SQ YD	50.700				
44000006	BIT SURF REM 1 1/2	SQ YD	440.000				
44000100	PAVEMENT REM	SQ YD	292.000				
44000920	BIT CONC SHLD REM	SQ YD	96.200				
48202600	BIT SHLD SUPER 8	SQ YD	14.700				
48202800	BIT SHLD SUPER 10	SQ YD	444.900				
48202900	BIT SHLDS SUPR VAR DP	SQ YD	222.200				

ILLINOIS DEPARTMENT OF TRANSPORTATION
 SCHEDULE OF PRICES
 CONTRACT
 NUMBER - 88939

State Job # - C-94-103-99
 PPS NBR - 4-08275-0100
 County Name - MCDONOUGH- -
 Code - 109 - -
 District - 4 - -
 Section Number - (41A)BR

Project Number
 BRF-0310/095/

Route
 FAP 310

Item Number	Pay Item Description	Unit of Measure	Quantity	x	Unit Price	=	Total Price
50100100	REM EXIST STRUCT	EACH	1.000				
50105220	PIPE CULVERT REMOV	FOOT	34.000				
50200100	STRUCTURE EXCAVATION	CU YD	124.000				
50300100	FLOOR DRAINS	EACH	6.000				
50300225	CONC STRUCT	CU YD	103.900				
50300255	CONC SUP-STR	CU YD	156.200				
50300260	BR DECK GROOVING	SQ YD	270.000				
50300300	PROTECTIVE COAT	SQ YD	354.000				
50800205	REINF BARS, EPOXY CTD	POUND	37,040.000				
51201100	FUR MET PILE SHELL 14	FOOT	1,821.000				
51202600	DRIV & FILLING SHELLS	FOOT	1,821.000				
51203200	TEST PILE MET SHELLS	EACH	2.000				
51205200	TEMP SHT PILING	SQ FT	1,334.000				
51500100	NAME PLATES	EACH	1.000				
542D0223	P CUL CL D 1 18	FOOT	34.000				

ILLINOIS DEPARTMENT OF TRANSPORTATION
 SCHEDULE OF PRICES
 CONTRACT
 NUMBER -

88939

State Job # - C-94-103-99
 PPS NBR - 4-08275-0100
 County Name - MCDONOUGH- -
 Code - 109 - -
 District - 4 - -
 Section Number - (41A)BR

Project Number
 BRF-0310/095/

Route
 FAP 310

Item Number	Pay Item Description	Unit of Measure	Quantity	x	Unit Price	=	Total Price
54215547	MET END SEC 12	EACH	4.000				
54215553	MET END SEC 18	EACH	2.000				
59100100	GEOCOMPOSITE WALL DR	SQ YD	31.000				
60100945	PIPE DRAINS 12	FOOT	116.000				
60109580	P UNDR FOR STRUCT 4	FOOT	97.000				
60600095	CLASS SI CONC OUTLET	CU YD	3.500				
60900240	TY C INLET BOX 609006	EACH	4.000				
60900515	CONC THRUST BLOCKS	EACH	4.000				
63000000	SPBGR TY A	FOOT	525.000				
63100085	TRAF BAR TERM T6	EACH	4.000				
63100169	TR BAR TRM T1 SPL FLR	EACH	4.000				
66502300	WOV W FENCE REMOV	FOOT	1,040.500				
66600105	FUR ERECT ROW MARKERS	EACH	16.000				
66700205	PERM SURV MKRS T1	EACH	1.000				
67000400	ENGR FIELD OFFICE A	CAL MO	3.000				

ILLINOIS DEPARTMENT OF TRANSPORTATION
 SCHEDULE OF PRICES
 CONTRACT
 NUMBER -

88939

State Job # - C-94-103-99
 PPS NBR - 4-08275-0100
 County Name - MCDONOUGH- -
 Code - 109 - -
 District - 4 - -
 Section Number - (41A)BR

Project Number
 BRF-0310/095/

Route
 FAP 310

Item Number	Pay Item Description	Unit of Measure	Quantity	x	Unit Price	=	Total Price
67100100	MOBILIZATION	L SUM	1.000				
70100405	TRAF CONT-PROT 701321	EACH	1.000				
70100450	TRAF CONT-PROT 701201	L SUM	1.000				
70100500	TRAF CONT-PROT 701326	L SUM	1.000				
70106500	TEMP BR TRAF SIGNALS	EACH	1.000				
70106700	TEMP RUMBLE STRIP	EACH	6.000				
70300520	PAVT MARK TAPE T3 4	FOOT	8,428.000				
70300625	TEMP PT PVT M LINE 4	FOOT	2,580.000				
70301000	WORK ZONE PAVT MK REM	SQ FT	2,810.000				
70400100	TEMP CONC BARRIER	FOOT	587.500				
70400200	REL TEMP CONC BARRIER	FOOT	487.500				
78005110	EPOXY PVT MK LINE 4	FOOT	2,580.000				
78200410	GUARDRAIL MKR TYPE A	EACH	16.000				
78200520	BAR WALL MKR TYPE B	EACH	2.000				
78201000	TERMINAL MARKER - DA	EACH	4.000				

ILLINOIS DEPARTMENT OF TRANSPORTATION
 SCHEDULE OF PRICES
 CONTRACT
 NUMBER - 88939

State Job # - C-94-103-99
 PPS NBR - 4-08275-0100
 County Name - MCDONOUGH- -
 Code - 109 - -
 District - 4 - -
 Section Number - (41A)BR

Project Number
 BRF-0310/095/

Route
 FAP 310

Item Number	Pay Item Description	Unit of Measure	Quantity	x	Unit Price	=	Total Price
78300100	PAVT MARKING REMOVAL	SQ FT	582.000				

CONTRACT NUMBER

88939

THIS IS THE TOTAL BID

\$ _____

NOTES:

1. Each PAY ITEM should have a UNIT PRICE and a TOTAL PRICE.
2. The UNIT PRICE shall govern if no TOTAL PRICE is shown or if there is a discrepancy between the product of the UNIT PRICE multiplied by the QUANTITY.
3. If a UNIT PRICE is omitted, the TOTAL PRICE will be divided by the QUANTITY in order to establish a UNIT PRICE.
4. A bid may be declared UNACCEPTABLE if neither a unit price nor a total price is shown.

RETURN WITH BID

STATE REQUIRED ETHICAL STANDARDS GOVERNING CONTRACT PROCUREMENT: ASSURANCES, CERTIFICATIONS AND DISCLOSURES

I. GENERAL

A. Article 50 of the Illinois Procurement Code establishes the duty of all State chief procurement officers, State purchasing officers, and their designees to maximize the value of the expenditure of public moneys in procuring goods, services, and contracts for the State of Illinois and to act in a manner that maintains the integrity and public trust of State government. In discharging this duty, they are charged by law to use all available information, reasonable efforts, and reasonable actions to protect, safeguard, and maintain the procurement process of the State of Illinois.

B. In order to comply with the provisions of Article 50 and to carry out the duty established therein, all bidders are to adhere to ethical standards established for the procurement process, and to make such assurances, disclosures and certifications required by law. By execution of the Proposal Signature Sheet, the bidder indicates that each of the mandated assurances has been read and understood, that each certification is made and understood, and that each disclosure requirement has been understood and completed.

C. In addition to all other remedies provided by law, failure to comply with any assurance, failure to make any disclosure or the making of a false certification shall be grounds for termination of the contract and the suspension or debarment of the bidder.

II. ASSURANCES

A. The assurances hereinafter made by the bidder are each a material representation of fact upon which reliance is placed should the Department enter into the contract with the bidder. The Department may terminate the contract if it is later determined that the bidder rendered a false or erroneous assurance, and the surety providing the performance bond shall be responsible for the completion of the contract.

B. Felons

1. The Illinois Procurement Code provides:

Section 50-10. Felons. Unless otherwise provided, no person or business convicted of a felony shall do business with the State of Illinois or any state agency from the date of conviction until 5 years after the date of completion of the sentence for that felony, unless no person held responsible by a prosecutorial office for the facts upon which the conviction was based continues to have any involvement with the business.

2. The bidder assures the Department that the award and execution of the contract would not cause a violation of Section 50-10.

C. Conflicts of Interest

1. The Illinois Procurement Code provides in pertinent part:

Section 50-13. Conflicts of Interest.

(a) Prohibition. It is unlawful for any person holding an elective office in this State, holding a seat in the General Assembly, or appointed to or employed in any of the offices or agencies of state government and who receives compensation for such employment in excess of 60% of the salary of the Governor of the State of Illinois, or who is an officer or employee of the Capital Development Board or the Illinois Toll Highway Authority, or who is the spouse or minor child of any such person to have or acquire any contract, or any direct pecuniary interest in any contract therein, whether for stationery, printing, paper, or any services, materials, or supplies, that will be wholly or partially satisfied by the payment of funds appropriated by the General Assembly of the State of Illinois or in any contract of the Capital Development Board or the Illinois Toll Highway authority.

(b) Interests. It is unlawful for any firm, partnership, association or corporation, in which any person listed in subsection (a) is entitled to receive (i) more than 7 1/2% of the total distributable income or (ii) an amount in excess of the salary of the Governor, to have or acquire any such contract or direct pecuniary interest therein.

(c) Combined interests. It is unlawful for any firm, partnership, association, or corporation, in which any person listed in subsection (a) together with his or her spouse or minor children is entitled to receive (i) more than 15%, in the aggregate, of the total distributable income or (ii) an amount in excess of 2 times the salary of the Governor, to have or acquire any such contract or direct pecuniary interest therein.

(d) Securities. Nothing in this Section invalidates the provisions of any bond or other security previously offered or to be offered for sale or sold by or for the State of Illinois.

(e) Prior interests. This Section does not affect the validity of any contract made between the State and an officer or employee of the State or member of the General Assembly, his or her spouse, minor child or any combination of those persons if that contract was in existence before his or her election or employment as an officer, member, or employee. The contract is voidable, however, if it cannot be completed within 365 days after the officer, member, or employee takes office or is employed.

The current salary of the Governor is \$150,700.00. Sixty percent of the salary is \$90,420.00.

RETURN WITH BID

2. The bidder assures the Department that the award and execution of the contract would not cause a violation of Section 50-13, or that an effective exemption has been issued by the Board of Ethics to any individual subject to the Section 50-13 prohibitions pursuant to the provisions of Section 50-20 of the Code and Executive Order Number 3 (1998). Information concerning the exemption process is available from the Department upon request.

D. Negotiations

1. The Illinois Procurement Code provides in pertinent part:

Section 50-15. Negotiations.

(a) It is unlawful for any person employed in or on a continual contractual relationship with any of the offices or agencies of State government to participate in contract negotiations on behalf of that office or agency with any firm, partnership, association, or corporation with whom that person has a contract for future employment or is negotiating concerning possible future employment.

2. The bidder assures the Department that the award and execution of the contract would not cause a violation of Section 50-15, and that the bidder has no knowledge of any facts relevant to the kinds of acts prohibited therein.

E. Inducements

1. The Illinois Procurement Code provides:

Section 50-25. Inducement. Any person who offers or pays any money or other valuable thing to any person to induce him or her not to bid for a State contract or as recompense for not having bid on a State contract is guilty of a Class 4 felony. Any person who accepts any money or other valuable thing for not bidding for a State contract or who withholds a bid in consideration of the promise for the payment of money or other valuable thing is guilty of a Class 4 felony.

2. The bidder assures the Department that the award and execution of the contract would not cause a violation of Section 50-25, and that the bidder has no knowledge of any facts relevant to the kinds of acts prohibited therein.

F. Revolving Door Prohibition

1. The Illinois Procurement Code provides:

Section 50-30. Revolving door prohibition. Chief procurement officers, associate procurement officers, State purchasing officers, their designees whose principal duties are directly related to State procurement, and executive officers confirmed by the Senate are expressly prohibited for a period of 2 years after terminating an affected position from engaging in any procurement activity relating to the State agency most recently employing them in an affected position for a period of at least 6 months. The prohibition includes, but is not limited to: lobbying the procurement process; specifying; bidding; proposing bid, proposal, or contract documents; on their own behalf or on behalf of any firm, partnership, association, or corporation. This Section applies only to persons who terminate an affected position on or after January 15, 1999.

2. The bidder assures the Department that the award and execution of the contract would not cause a violation of Section 50-30, and that the bidder has no knowledge of any facts relevant to the kinds of acts prohibited therein.

G. Reporting Anticompetitive Practices

1. The Illinois Procurement Code provides:

Section 50-40. Reporting anticompetitive practices. When, for any reason, any vendor, bidder, contractor, chief procurement officer, State purchasing officer, designee, elected official, or State employee suspects collusion or other anticompetitive practice among any bidders, offerors, contractors, proposers, or employees of the State, a notice of the relevant facts shall be transmitted to the Attorney General and the chief procurement officer.

2. The bidder assures the Department that it has not failed to report any relevant facts concerning the practices addressed in Section 50-40 which may involve the contract for which the bid is submitted.

H. Confidentiality

1. The Illinois Procurement Code provides:

Section 50-45. Confidentiality. Any chief procurement officer, State purchasing officer, designee, or executive officer who willfully uses or allows the use of specifications, competitive bid documents, proprietary competitive information, proposals, contracts, or selection information to compromise the fairness or integrity of the procurement, bidding, or contract process shall be subject to immediate dismissal, regardless of the Personnel code, any contract, or any collective bargaining agreement, and may in addition be subject to criminal prosecution.

2. The bidder assures the Department that it has no knowledge of any fact relevant to the practices addressed in Section 50-45 which may involve the contract for which the bid is submitted.

RETURN WITH BID

I. Insider Information

1. The Illinois Procurement Act provides:

Section 50-50. Insider information. It is unlawful for any current or former elected or appointed State official or State employee to knowingly use confidential information available only by virtue of that office or employment for actual or anticipated gain for themselves or another person.

2. The bidder assures the Department that it has no knowledge of any facts relevant to the practices addressed in Section 50-50 which may involve the contract for which the bid is submitted.

III. CERTIFICATIONS

A. The certifications hereinafter made by the bidder are each a material representation of fact upon which reliance is placed should the Department enter into the contract with the bidder. The Department may terminate the contract if it is later determined that the bidder rendered a false or erroneous certification, and the surety providing the performance bond shall be responsible for completion of the contract.

B. Bribery

1. The Illinois Procurement Code provides:

Section 50-5. Bribery.

(a) Prohibition. No person or business shall be awarded a contract or subcontract under this Code who:

(1) has been convicted under the laws of Illinois or any other state of bribery or attempting to bribe an officer or employee of the State of Illinois or any other state in that officer's or employee's official capacity; or

(2) has made an admission of guilt of that conduct that is a matter of record but has not been prosecuted for that conduct.

(b) Businesses. No business shall be barred from contracting with any unit of State or local government as a result of a conviction under this Section of any employee or agent of the business if the employee or agent is no longer employed by the business and:

(1) the business has been finally adjudicated not guilty; or

(2) the business demonstrates to the governmental entity with which it seeks to contract, and that entity finds that the commission of the offense was not authorized, requested, commanded, or performed by a director, officer, or high managerial agent on behalf of the business as provided in paragraph (2) of subsection (a) of Section 5-4 of the Criminal Code of 1961.

(c) Conduct on behalf of business. For purposes of this Section, when an official, agent, or employee of a business committed the bribery or attempted bribery on behalf of the business and in accordance with the direction or authorization of a responsible official of the business, the business shall be chargeable with the conduct.

(d) Certification. Every bid submitted to and contract executed by the State shall contain a certification by the contractor that the contractor is not barred from being awarded a contract or subcontract under this Section. A contractor who makes a false statement, material to the certification, commits a Class 3 felony.

2. The bidder certifies that it is not barred from being awarded a contract under Section 50.5.

C. Educational Loan

1. Section 3 of the Educational Loan Default Act provides:

§ 3. No State agency shall contract with an individual for goods or services if that individual is in default, as defined in Section 2 of this Act, on an educational loan. Any contract used by any State agency shall include a statement certifying that the individual is not in default on an educational loan as provided in this Section.

2. The bidder, if an individual as opposed to a corporation, partnership or other form of business organization, certifies that the bidder is not in default on an educational loan as provided in Section 3 of the Act.

D. Bid-Rigging/Bid Rotating

1. Section 33E-11 of the Criminal Code of 1961 provides:

§ 33E-11. (a) Every bid submitted to and public contract executed pursuant to such bid by the State or a unit of local government shall contain a certification by the prime contractor that the prime contractor is not barred from contracting with any unit of State or local government as a result of a violation of either Section 33E-3 or 33E-4 of this Article. The State and units of local government shall provide the appropriate forms for such certification.

RETURN WITH BID

(b) A contractor who makes a false statement, material to the certification, commits a Class 3 felony.

A violation of Section 33E-3 would be represented by a conviction of the crime of bid-rigging which, in addition to Class 3 felony sentencing, provides that any person convicted of this offense or any similar offense of any state or the United States which contains the same elements as this offense shall be barred for 5 years from the date of conviction from contracting with any unit of State or local government. No corporation shall be barred from contracting with any unit of State or local government as a result of a conviction under this Section of any employee or agent of such corporation if the employee so convicted is no longer employed by the corporation and: (1) it has been finally adjudicated not guilty or (2) if it demonstrates to the governmental entity with which it seeks to contract and that entity finds that the commission of the offense was neither authorized, requested, commanded, nor performed by a director, officer or a high managerial agent in behalf of the corporation.

A violation of Section 33E-4 would be represented by a conviction of the crime of bid-rotating which, in addition to Class 2 felony sentencing, provides that any person convicted of this offense or any similar offense of any state or the United States which contains the same elements as this offense shall be permanently barred from contracting with any unit of State or local government. No corporation shall be barred from contracting with any unit of State or local government as a result of a conviction under this Section of any employee or agent of such corporation if the employee so convicted is no longer employed by the corporation and: (1) it has been finally adjudicated not guilty or (2) if it demonstrates to the governmental entity with which it seeks to contract and that entity finds that the commission of the offense was neither authorized, requested, commanded, nor performed by a director, officer or a high managerial agent in behalf of the corporation.

2. The bidder certifies that it is not barred from contracting with the Department by reason of a violation of either Section 33E-3 or Section 33E-4.

E. International Anti-Boycott

1. Section 5 of the International Anti-Boycott Certification Act provides:

§ 5. State contracts. Every contract entered into by the State of Illinois for the manufacture, furnishing, or purchasing of supplies, material, or equipment or for the furnishing of work, labor, or services, in an amount exceeding the threshold for small purchases according to the purchasing laws of this State or \$10,000.00, whichever is less, shall contain certification, as a material condition of the contract, by which the contractor agrees that neither the contractor nor any substantially-owned affiliated company is participating or shall participate in an international boycott in violation of the provisions of the U.S. Export Administration Act of 1979 or the regulations of the U.S. Department of Commerce promulgated under that Act.

2. The bidder makes the certification set forth in Section 5 of the Act.

F. Drug Free Workplace

1. The Illinois "Drug Free Workplace Act" applies to this contract and it is necessary to comply with the provisions of the "Act" if the contractor is a corporation, partnership, or other entity (including a sole proprietorship) which has 25 or more employees.

2. The bidder certifies that if awarded a contract in excess of \$5,000 it will provide a drug free workplace by:

(a) Publishing a statement notifying employees that the unlawful manufacture, distribution, dispensation, possession or use of a controlled substance, including cannabis, is prohibited in the contractor's workplace; specifying the actions that will be taken against employees for violations of such prohibition; and notifying the employee that, as a condition of employment on such contract, the employee shall abide by the terms of the statement, and notify the employer of any criminal drug statute conviction for a violation occurring in the workplace no later than five (5) days after such conviction.

(b) Establishing a drug free awareness program to inform employees about the dangers of drug abuse in the workplace; the contractor's policy of maintaining a drug free workplace; any available drug counseling, rehabilitation, and employee assistance programs; and the penalties that may be imposed upon employees for drug violations.

(c) Providing a copy of the statement required by subparagraph (1) to each employee engaged in the performance of the contract and to post the statement in a prominent place in the workplace.

(d) Notifying the Department within ten (10) days after receiving notice from an employee or otherwise receiving actual notice of the conviction of an employee for a violation of any criminal drug statute occurring in the workplace.

(e) Imposing or requiring, within 30 days after receiving notice from an employee of a conviction or actual notice of such a conviction, an appropriate personnel action, up to and including termination, or the satisfactory participation in a drug abuse assistance or rehabilitation program approved by a federal, state or local health, law enforcement or other appropriate agency.

(f) Assisting employees in selecting a course of action in the event drug counseling, treatment, and rehabilitation is required and indicating that a trained referral team is in place.

(g) Making a good faith effort to continue to maintain a drug free workplace through implementation of the actions and efforts stated in this certification.

G. Debt Delinquency

1. The Illinois Procurement Code provides:

Section 50-11 and 50-12. Debt Delinquency.

The contractor or bidder certifies that it, or any affiliate, is not barred from being awarded a contract under 30 ILCS 500. Section 50-11 prohibits a person from entering into a contract with a State agency if it knows or should know that it, or any affiliate, is delinquent in the payment of any debt to the State as defined by the Debt Collection Board. Section 50-12 prohibits a person from entering into a contract with a State agency if it, or any affiliate, has failed to collect and remit Illinois Use Tax on all sales of tangible personal property into the State of Illinois in accordance with the provisions of the Illinois Use Tax Act. The contractor further acknowledges that the contracting State agency may declare the contract void if this certification is false or if the contractor, or any affiliate, is determined to be delinquent in the payment of any debt to the State during the term of the contract.

H. Sarbanes-Oxley Act of 2002

1. The Illinois Procurement Code provides:

Section 50-60(c).

The contractor certifies in accordance with 30 ILCS 500/50-10.5 that no officer, director, partner or other managerial agent of the contracting business has been convicted of a felony under the Sarbanes-Oxley Act of 2002 or a Class 3 or Class 2 felony under the Illinois Securities Law of 1953 for a period of five years prior to the date of the bid or contract. The contractor acknowledges that the contracting agency shall declare the contract void if this certification is false.

I. ADDENDA

The contractor or bidder certifies that all relevant addenda have been incorporated in to this contract. Failure to do so may cause the bid to be declared unacceptable.

J. Section 42 of the Environmental Protection Act

The contractor certifies in accordance with 30 ILCS 500/50-12 that the bidder or contractor is not barred from being awarded a contract under this Section which prohibits the bidding on or entering into contracts with the State of Illinois or a State agency by a person or business found by a court or the Pollution Control Board to have committed a willful or knowing violation of Section 42 of the Environmental Protection Act for a period of five years from the date of the order. The contractor acknowledges that the contracting agency may declare the contract void if this certification is false.

K. Apprenticeship and Training Certification (Does not apply to federal aid projects)

In accordance with the provisions of Section 30-22 (6) of the Illinois Procurement Code, the bidder certifies that it is a participant, either as an individual or as part of a group program, in the approved apprenticeship and training programs applicable to each type of work or craft that the bidder will perform with its own forces. The bidder further certifies for work that will be performed by subcontract that each of its subcontractors submitted for approval either (a) is, at the time of such bid, participating in an approved, applicable apprenticeship and training program; or (b) will, prior to commencement of performance of work pursuant to this contract, begin participation in an approved apprenticeship and training program applicable to the work of the subcontract. The Department, at any time before or after award, may require the production of a copy of each applicable Certificate of Registration issued by the United States Department of Labor evidencing such participation by the contractor and any or all of its subcontractors. Applicable apprenticeship and training programs are those that have been approved and registered with the United States Department of Labor. The bidder shall list in the space below, the official name of the program sponsor holding the Certificate of Registration for all of the types of work or crafts in which the bidder is a participant and that will be performed with the bidder's forces. Types of work or craft work that will be subcontracted shall be included and listed as subcontract work. The list shall also indicate any type of work or craft job category that does not have an applicable apprenticeship or training program. **The bidder is responsible for making a complete report and shall make certain that each type of work or craft job category that will be utilized on the project as reported on the Construction Employee Workforce Projection (Form BC-1256) and returned with the bid is accounted for and listed.**

NA - FEDERAL

The requirements of this certification and disclosure are a material part of the contract, and the contractor shall require this certification provision to be included in all approved subcontracts. In order to fulfill this requirement, it shall not be necessary that an applicable program sponsor be currently taking or that it will take applications for apprenticeship, training or employment during the performance of the work of this contract.

TO BE RETURNED WITH BID

IV. DISCLOSURES

A. The disclosures hereinafter made by the bidder are each a material representation of fact upon which reliance is placed should the Department enter into the contract with the bidder. The Department may terminate the contract if it is later determined that the bidder rendered a false or erroneous disclosure, and the surety providing the performance bond shall be responsible for completion of the contract.

B. Financial Interests and Conflicts of Interest

1. Section 50-35 of the Illinois Procurement Code provides that all bids of more than \$10,000 shall be accompanied by disclosure of the financial interests of the bidder. This disclosed information for the successful bidder, will be maintained as public information subject to release by request pursuant to the Freedom of Information Act.

The financial interests to be disclosed shall include ownership or distributive income share that is in excess of 5%, or an amount greater than 60% of the annual salary of the Governor, of the bidding entity or its parent entity, whichever is less, unless the contractor or bidder is a publicly traded entity subject to Federal 10K reporting, in which case it may submit its 10K disclosure in place of the prescribed disclosure. If a bidder is a privately held entity that is exempt from Federal 10K reporting, but has more than 400 shareholders, it may submit the information that Federal 10K companies are required to report, and list the names of any person or entity holding any ownership share that is in excess of 5%. The disclosure shall include the names, addresses, and dollar or proportionate share of ownership of each person making the disclosure, their instrument of ownership or beneficial relationship, and notice of any potential conflict of interest resulting from the current ownership or beneficial interest of each person making the disclosure having any of the relationships identified in Section 50-35 and on the disclosure form.

In addition, all disclosures shall indicate any other current or pending contracts, proposals, leases, or other ongoing procurement relationships the bidding entity has with any other unit of state government and shall clearly identify the unit and the contract, proposal, lease, or other relationship.

2. Disclosure Forms. Disclosure Form A is attached for use concerning the individuals meeting the above ownership or distributive share requirements. Subject individuals should be covered each by one form. In addition, a second form (Disclosure Form B) provides for the disclosure of current or pending procurement relationships with other (non-IDOT) state agencies. **The forms must be included with each bid or incorporated by reference.**

C. Disclosure Form Instructions

Form A: For bidders that have previously submitted the information requested in Form A

The Department has retained the Form A disclosures submitted by all bidders responding to these requirements for the April 24, 1998 or any subsequent letting conducted by the Department. The bidder has the option of submitting the information again or the bidder may sign the following certification statement indicating that the information previously submitted by the bidder is, as of the date of signature, current and accurate. The Certification must be signed and dated by a person who is authorized to execute contracts for the bidding company. Before signing this certification, the bidder should carefully review its prior submissions to ensure the Certification is correct. If the Bidder signs the Certification, the Bidder should proceed to Form B instructions.

CERTIFICATION STATEMENT

I have determined that the Form A disclosure information previously submitted is current and accurate, and all forms are hereby incorporated by reference in this bid. Any necessary additional forms or amendments to previously submitted forms are attached to this bid.

(Bidding Company)

Name of Authorized Representative (type or print)

Title of Authorized Representative (type or print)

Signature of Authorized Representative

Date

Form A: For bidders who have NOT previously submitted the information requested in Form A

If the bidder is a publicly traded entity subject to Federal 10K reporting, the 10K Report may be submitted to meet the requirements of Form A. If a bidder is a privately held entity that is exempt from Federal 10K reporting, but has more than 400 shareholders, it may submit the information that Federal 10K companies are required to report, and list the names of any person or entity holding any ownership share that is in excess of 5%. If a bidder is not subject to Federal 10K reporting, the bidder must determine if any individuals are required by law to complete a financial disclosure form. To do this, the bidder should answer each of the following questions. A "YES" answer indicates Form A must be completed. If the answer to each of the following questions is "NO", then the NOT APPLICABLE STATEMENT on the second page of Form A must be signed and dated by a person that is authorized to execute contracts for the bidding company. Note: These questions are for assistance only and are not required to be completed.

1. Does anyone in your organization have a direct or beneficial ownership share of greater than 5% of the bidding entity or parent entity? YES ___ NO ___
2. Does anyone in your organization have a direct or beneficial ownership share of less than 5%, but which has a value greater than \$90,420.00? YES ___ NO ___
3. Does anyone in your organization receive more than \$90,420.00 of the bidding entity's or parent entity's distributive income? (Note: Distributive income is, for these purposes, any type of distribution of profits. An annual salary is not distributive income.) YES ___ NO ___
4. Does anyone in your organization receive greater than 5% of the bidding entity's or parent entity's total distributive income, but which is less than \$90,420.00? YES ___ NO ___
(Note: Only one set of forms needs to be completed per person per bid even if a specific individual would require a yes answer to more than one question.)

A "YES" answer to any of these questions requires the completion of Form A. The bidder must determine each individual in the bidding entity or the bidding entity's parent company that would cause the questions to be answered "Yes". Each form must be signed and dated by a person that is authorized to execute contracts for your organization. **Photocopied or stamped signatures are not acceptable.** The person signing can be, but does not have to be, the person for which the form is being completed. The bidder is responsible for the accuracy of any information provided.

If the answer to each of the above questions is "NO", then the NOT APPLICABLE STATEMENT on page 2 of Form A must be signed and dated by a person that is authorized to execute contracts for your company.

Form B: Identifying Other Contracts & Procurement Related Information Disclosure Form B must be completed for each bid submitted by the bidding entity. It must be signed by an individual who is authorized to execute contracts for the bidding entity. *Note: Signing the NOT APPLICABLE STATEMENT on Form A does not allow the bidder to ignore Form B. Form B must be completed, signed and dated or the bidder may be considered nonresponsive and the bid will not be accepted.*

The Bidder shall identify, by checking Yes or No on Form B, whether it has any pending contracts (including leases), bids, proposals, or other ongoing procurement relationship with any other (non-IDOT) State of Illinois agency. If "No" is checked, the bidder only needs to complete the signature box on the bottom of Form B. If "Yes" is checked, the bidder must do one of the following:

Option I: If the bidder did not submit an Affidavit of Availability to obtain authorization to bid, the bidder must list all non-IDOT State of Illinois agency pending contracts, leases, bids, proposals, and other ongoing procurement relationships. These items may be listed on Form B or on an attached sheet(s). Do not include IDOT contracts. Contracts with cities, counties, villages, etc. are not considered State of Illinois agency contracts and are not to be included. Contracts with other State of Illinois agencies such as the Department of Natural Resources or the Capital Development Board must be included. Bidders who submit Affidavits of Availability are suggested to use Option II.

Option II: If the bidder is required and has submitted an Affidavit of Availability in order to obtain authorization to bid, the bidder may write or type "See Affidavit of Availability" which indicates that the Affidavit of Availability is incorporated by reference and includes all non-IDOT State of Illinois agency pending contracts, leases, bids, proposals, and other ongoing procurement relationships. For any contracts that are not covered by the Affidavit of Availability, the bidder must identify them on Form B or on an attached sheet(s). These might be such things as leases.

D. Bidders Submitting More Than One Bid

Bidders submitting multiple bids may submit one set of forms consisting of all required Form A disclosures and one Form B for use with all bids. Please indicate in the space provided below the bid item that contains the original disclosure forms and the bid items which incorporate the forms by reference.

- The bid submitted for letting item _____ contains the Form A disclosures or Certification Statement and the Form B disclosures. The following letting items incorporate the said forms by reference:

RETURN WITH BID/OFFER

ILLINOIS DEPARTMENT OF TRANSPORTATION

Form A Financial Information & Potential Conflicts of Interest Disclosure

Contractor Name, Legal Address, City, State, Zip, Telephone Number, Email Address, Fax Number (if available)

Disclosure of the information contained in this Form is required by the Section 50-35 of the Illinois Procurement Code (30 ILCS 500). Vendors desiring to enter into a contract with the State of Illinois must disclose the financial information and potential conflict of interest information as specified in this Disclosure Form. This information shall become part of the publicly available contract file. This Form A must be completed for bids in excess of \$10,000, and for all open-ended contracts. A publicly traded company may submit a 10K disclosure (or equivalent if applicable) in satisfaction of the requirements set forth in Form A. See Disclosure Form Instructions.

DISCLOSURE OF FINANCIAL INFORMATION

1. Disclosure of Financial Information. The individual named below has an interest in the BIDDER (or its parent) in terms of ownership or distributive income share in excess of 5%, or an interest which has a value of more than \$90,420.00 (60% of the Governor's salary as of 7/1/01). (Make copies of this form as necessary and attach a separate Disclosure Form A for each individual meeting these requirements)

FOR INDIVIDUAL (type or print information) NAME: ADDRESS Type of ownership/distributable income share: stock sole proprietorship Partnership other: (explain on separate sheet): % or \$ value of ownership/distributable income share:

2. Disclosure of Potential Conflicts of Interest. Check "Yes" or "No" to indicate which, if any, of the following potential conflict of interest relationships apply. If the answer to any question is "Yes", please attach additional pages and describe.

(a) State employment, currently or in the previous 3 years, including contractual employment of services. Yes ___ No ___

If your answer is yes, please answer each of the following questions.

- 1. Are you currently an officer or employee of either the Capitol Development Board or the Illinois Toll Highway Authority? Yes ___ No ___
2. Are you currently appointed to or employed by any agency of the State of Illinois? If you are currently appointed to or employed by any agency of the State of Illinois, and your annual salary exceeds \$90,420.00, (60% of the Governor's salary as of 7/1/01) provide the name the State agency for which you are employed and your annual salary.

RETURN WITH BID/OFFER

3. If you are currently appointed to or employed by any agency of the State of Illinois, and your annual salary exceeds \$90,420.00, (60% of the Governor's salary as of 7/1/01) are you entitled to receive (i) more than 7 1/2% of the total distributable income of your firm, partnership, association or corporation, or (ii) an amount in excess of the salary of the Governor? Yes ___ No ___
4. If you are currently appointed to or employed by any agency of the State of Illinois, and your annual salary exceeds \$90,420.00, (60% of the Governor's salary as of 7/1/01) are you and your spouse or minor children entitled to receive (i) more than 15% in aggregate of the total distributable income of your firm, partnership, association or corporation, or (ii) an amount in excess of 2 times the salary of the Governor? Yes ___ No ___

(b) State employment of spouse, father, mother, son, or daughter, including contractual employment for services in the previous 2 years.

Yes ___ No ___

If your answer is yes, please answer each of the following questions.

1. Is your spouse or any minor children currently an officer or employee of the Capitol Development Board or the Illinois Toll Highway Authority? Yes ___ No ___
2. Is your spouse or any minor children currently appointed to or employed by any agency of the State of Illinois? If your spouse or minor children is/are currently appointed to or employed by any agency of the State of Illinois, and his/her annual salary exceeds \$90,420.00, (60% of the Governor's salary as of 7/1/01) provide the name of the spouse and/or minor children, the name of the State agency for which he/she is employed and his/her annual salary. _____
-
3. If your spouse or any minor children is/are currently appointed to or employed by any agency of the State of Illinois, and his/her annual salary exceeds \$90,420.00, (60% of the salary of the Governor as of 7/1/01) are you entitled to receive (i) more than 7 1/2% of the total distributable income of your firm, partnership, association or corporation, or (ii) an amount in excess of the salary of the Governor? Yes ___ No ___
4. If your spouse or any minor children are currently appointed to or employed by any agency of the State of Illinois, and his/her annual salary exceeds \$90,420.00, (60% of the Governor's salary as of 7/1/01) are you and your spouse or any minor children entitled to receive (i) more than 15% in the aggregate of the total distributable income from your firm, partnership, association or corporation, or (ii) an amount in excess of 2 times the salary of the Governor? Yes ___ No ___

(c) Elective status; the holding of elective office of the State of Illinois, the government of the United States, any unit of local government authorized by the Constitution of the State of Illinois or the statutes of the State of Illinois currently or in the previous 3 years. Yes ___ No ___

(d) Relationship to anyone holding elective office currently or in the previous 2 years; spouse, father, mother, son, or daughter. Yes ___ No ___

(e) Appointive office; the holding of any appointive government office of the State of Illinois, the United State of America, or any unit of local government authorized by the Constitution of the State of Illinois or the statutes of the State of Illinois, which office entitles the holder to compensation in excess of the expenses incurred in the discharge of that office currently or in the previous 3 years. Yes ___ No ___

(f) Relationship to anyone holding appointive office currently or in the previous 2 years; spouse, father, mother, son, or daughter. Yes ___ No ___

(g) Employment, currently or in the previous 3 years, as or by any registered lobbyist of the State government. Yes ___ No ___

RETURN WITH BID/OFFER

(h) Relationship to anyone who is or was a registered lobbyist in the previous 2 years; spouse, father, mother, son, or daughter. Yes ___ No ___

(i) Compensated employment, currently or in the previous 3 years, by any registered election or reelection committee registered with the Secretary of State or any county clerk of the State of Illinois, or any political action committee registered with either the Secretary of State or the Federal Board of Elections. Yes ___ No ___

(j) Relationship to anyone; spouse, father, mother, son, or daughter; who was a compensated employee in the last 2 years by any registered election or re-election committee registered with the Secretary of State or any county clerk of the State of Illinois, or any political action committee registered with either the Secretary of State or the Federal Board of Elections. Yes ___ No ___

APPLICABLE STATEMENT

This Disclosure Form A is submitted on behalf of the INDIVIDUAL named on previous page.

Completed by: _____
Name of Authorized Representative (type or print)

Completed by: _____
Title of Authorized Representative (type or print)

Completed by: _____ Date _____
Signature of Individual or Authorized Representative

NOT APPLICABLE STATEMENT

I have determined that no individuals associated with this organization meet the criteria that would require the completion of this Form A.

This Disclosure Form A is submitted on behalf of the CONTRACTOR listed on the previous page.

Name of Authorized Representative (type or print)

Title of Authorized Representative (type or print)

Signature of Authorized Representative Date _____

RETURN WITH BID/OFFER

**ILLINOIS DEPARTMENT
OF TRANSPORTATION**

**Form B
Other Contracts &
Procurement Related Information
Disclosure**

Contractor Name		
Legal Address		
City, State, Zip		
Telephone Number	Email Address	Fax Number (if available)

Disclosure of the information contained in this Form is required by the Section 50-35 of the Illinois Procurement Act (30 ILCS 500). This information shall become part of the publicly available contract file. This Form B must be completed for bids in excess of \$10,000, and for all open-ended contracts.

DISCLOSURE OF OTHER CONTRACTS AND PROCUREMENT RELATED INFORMATION

1. Identifying Other Contracts & Procurement Related Information. The BIDDER shall identify whether it has any pending contracts (including leases), bids, proposals, or other ongoing procurement relationship with any other State of Illinois agency: Yes ___ No ___

If "No" is checked, the bidder only needs to complete the signature box on the bottom of this page.

2. If "Yes" is checked. Identify each such relationship by showing State of Illinois agency name and other descriptive information such as bid or project number (attach additional pages as necessary). SEE DISCLOSURE FORM INSTRUCTIONS:

THE FOLLOWING STATEMENT MUST BE SIGNED

Name of Authorized Representative (type or print)	

Title of Authorized Representative (type or print)	
_____	_____
Signature of Authorized Representative	Date

RETURN WITH BID

SPECIAL NOTICE TO CONTRACTORS

The following requirements of the Illinois Department of Human Rights' Rules and Regulations are applicable to bidders on all construction contracts advertised by the Illinois Department of Transportation:

CONSTRUCTION EMPLOYEE UTILIZATION PROJECTION

- (a) All bidders on construction contracts shall complete and submit, along with and as part of their bids, a Bidder's Employee Utilization Form (Form BC-1256) setting forth a projection and breakdown of the total workforce intended to be hired and/or allocated to such contract work by the bidder including a projection of minority and female employee utilization in all job classifications on the contract project.
- (b) The Department of Transportation shall review the Employee Utilization Form, and workforce projections contained therein, of the contract awardee to determine if such projections reflect an underutilization of minority persons and/or women in any job classification in accordance with the Equal Employment Opportunity Clause and Section 7.2 of the Illinois Department of Human Rights' Rules and Regulations for Public Contracts adopted as amended on September 17, 1980. If it is determined that the contract awardee's projections reflect an underutilization of minority persons and/or women in any job classification, it shall be advised in writing of the manner in which it is underutilizing and such awardee shall be considered to be in breach of the contract unless, prior to commencement of work on the contract project, it submits revised satisfactory projections or an acceptable written affirmative action plan to correct such underutilization including a specific timetable geared to the completion stages of the contract.
- (c) The Department of Transportation shall provide to the Department of Human Rights a copy of the contract awardee's Employee Utilization Form, a copy of any required written affirmative action plan, and any written correspondence related thereto. The Department of Human Rights may review and revise any action taken by the Department of Transportation with respect to these requirements.



**Contract No. 88939
MCDONOUGH County
Section (41A)BR
Project BRF-310(95)
Route FAP 310
District 4 Construction Funds**

PART I. IDENTIFICATION

Dept. Human Rights # _____ Duration of Project: _____

Name of Bidder: _____

PART II. WORKFORCE PROJECTION

A. The undersigned bidder has analyzed minority group and female populations, unemployment rates and availability of workers for the location in which this contract work is to be performed, and for the locations from which the bidder recruits employees, and hereby submits the following workforce projection including a projection for minority and female employee utilization in all job categories in the workforce to be allocated to this contract:

TABLE A

TOTAL Workforce Projection for Contract

JOB CATEGORIES	TOTAL EMPLOYEES		MINORITY EMPLOYEES						TRAINEES				
			BLACK		HISPANIC		*OTHER MINOR.		APPRENTICES		ON THE JOB TRAINEES		
	M	F	M	F	M	F	M	F	M	F	M	F	
OFFICIALS (MANAGERS)													
SUPERVISORS													
FOREMEN													
CLERICAL													
EQUIPMENT OPERATORS													
MECHANICS													
TRUCK DRIVERS													
IRONWORKERS													
CARPENTERS													
CEMENT MASONS													
ELECTRICIANS													
PIPEFITTERS, PLUMBERS													
PAINTERS													
LABORERS, SEMI-SKILLED													
LABORERS, UNSKILLED													
TOTAL													

TABLE B

CURRENT EMPLOYEES TO BE ASSIGNED TO CONTRACT

TOTAL EMPLOYEES		MINORITY EMPLOYEES	
M	F	M	F

TABLE C

TOTAL Training Projection for Contract

EMPLOYEES IN TRAINING	TOTAL EMPLOYEES		BLACK		HISPANIC		*OTHER MINOR.	
	M	F	M	F	M	F	M	F
APPRENTICES								
ON THE JOB TRAINEES								

FOR DEPARTMENT USE ONLY

*Other minorities are defined as Asians (A) or Native Americans (N).
Please specify race of each employee shown in Other Minorities column.
Note: See instructions on the next page

BC 1256 - Pg 1 (Rev. 3/98)
IL 494-0454

RETURN WITH BID

**Contract No. 88939
MCDONOUGH County
Section (41A)BR
Project BRF-310(95)
Route FAP 310
District 4 Construction Funds**

PART II. WORKFORCE PROJECTION - continued

- B. Included in "Total Employees" under Table A is the total number of **new hires** that would be employed in the event the undersigned bidder is awarded this contract.

The undersigned bidder projects that: (number) _____ new hires would be recruited from the area in which the contract project is located; and/or (number) _____ new hires would be recruited from the area in which the bidder's principal office or base of operation is located.

- C. Included in "Total Employees" under Table A is a projection of numbers of persons to be employed directly by the undersigned bidder as well as a projection of numbers of persons to be employed by subcontractors.

The undersigned bidder estimates that (number) _____ persons will be directly employed by the prime contractor and that (number) _____ persons will be employed by subcontractors.

PART III. AFFIRMATIVE ACTION PLAN

- A. The undersigned bidder understands and agrees that in the event the foregoing minority and female employee utilization projection included under **PART II** is determined to be an underutilization of minority persons or women in any job category, and in the event that the undersigned bidder is awarded this contract, he/she will, prior to commencement of work, develop and submit a written Affirmative Action Plan including a specific timetable (geared to the completion stages of the contract) whereby deficiencies in minority and/or female employee utilization are corrected. Such Affirmative Action Plan will be subject to approval by the contracting agency and the **Department of Human Rights**.
- B. The undersigned bidder understands and agrees that the minority and female employee utilization projection submitted herein, and the goals and timetable included under an Affirmative Action Plan if required, are deemed to be part of the contract specifications.

Company _____ Telephone Number _____

Address _____

NOTICE REGARDING SIGNATURE

The Bidder's signature on the Proposal Signature Sheet will constitute the signing of this form. The following signature block needs to be completed only if revisions are required.

Signature: _____ Title: _____ Date: _____

Instructions: All tables must include subcontractor personnel in addition to prime contractor personnel.

Table A - Include both the number of employees that would be hired to perform the contract work and the total number currently employed (Table B) that will be allocated to contract work, and include all apprentices and on-the-job trainees. The "Total Employees" column should include all employees including all minorities, apprentices and on-the-job trainees to be employed on the contract work.

Table B - Include all employees currently employed that will be allocated to the contract work including any apprentices and on-the-job trainees currently employed.

Table C - Indicate the racial breakdown of the total apprentices and on-the-job trainees shown in Table A.

RETURN WITH BID

ADDITIONAL FEDERAL REQUIREMENTS

In addition to the Required Contract Provisions for Federal-Aid Construction Contracts (FHWA 1273), all bidders make the following certifications.

- A. By the execution of this proposal, the signing bidder certifies that the bidding entity has not, either directly or indirectly, entered into any agreement, participated in any collusion, or otherwise taken any action, in restraint of free competitive bidding in connection with the submitted bid. This statement made by the undersigned bidder is true and correct under penalty of perjury under the laws of the United States.
- B. CERTIFICATION, EQUAL EMPLOYMENT OPPORTUNITY:
1. Have you participated in any previous contracts or subcontracts subject to the equal opportunity clause. YES _____ NO _____
 2. If answer to #1 is yes, have you filed with the Joint Reporting Committee, the Director of OFCC, any Federal agency, or the former President's Committee on Equal Employment Opportunity, all reports due under the applicable filing requirements of those organizations? YES _____ NO _____

RETURN WITH BID

**Contract No. 88939
MCDONOUGH County
Section (41A)BR
Project BRF-310(95)
Route FAP 310
District 4 Construction Funds**

PROPOSAL SIGNATURE SHEET

The undersigned bidder hereby makes and submits this bid on the subject Proposal, thereby assuring the Department that all requirements of the Invitation for Bids and rules of the Department have been met, that there is no misunderstanding of the requirements of paragraph 3 of this Proposal, and that the contract will be executed in accordance with the rules of the Department if an award is made on this bid.

(IF AN INDIVIDUAL) Firm Name _____
Signature of Owner _____
Business Address _____

(IF A CO-PARTNERSHIP) Firm Name _____
By _____
Business Address _____
Name and Address of All Members of the Firm: _____

(IF A CORPORATION) Corporate Name _____
By _____
Signature of Authorized Representative _____
Typed or printed name and title of Authorized Representative _____

(IF A JOINT VENTURE, USE THIS SECTION FOR THE MANAGING PARTY AND THE SECOND PARTY SHOULD SIGN BELOW) Attest _____
Signature _____
Business Address _____

(IF A JOINT VENTURE) Corporate Name _____
By _____
Signature of Authorized Representative _____
Typed or printed name and title of Authorized Representative _____

Attest _____
Signature _____
Business Address _____

If more than two parties are in the joint venture, please attach an additional signature sheet.

RETURN WITH BID



Division of Highways
Proposal Bid Bond
(Effective November 1, 1992)

Item No.
Letting Date

KNOW ALL MEN BY THESE PRESENTS, That We

as PRINCIPAL, and

held jointly, severally and firmly bound unto the STATE OF ILLINOIS in the penal sum of 5 percent of the total bid price, or for the amount specified in Article 102.09 of the "Standard Specifications for Road and Bridge Construction" in effect on the date of invitation for bids, whichever is the lesser sum, well and truly to be paid unto said STATE OF ILLINOIS, for the payment of which we bind ourselves, our heirs, executors, administrators, successors and assigns.

THE CONDITION OF THE FOREGOING OBLIGATION IS SUCH, That Whereas, the PRINCIPAL has submitted a bid proposal to the STATE OF ILLINOIS, acting through the Department of Transportation, for the improvement designated by the Transportation Bulletin Item Number and Letting Date indicated above.

NOW, THEREFORE, if the Department shall accept the bid proposal of the PRINCIPAL; and if the PRINCIPAL shall, within the time and as specified in the bidding and contract documents, submit a DBE Utilization Plan that is accepted and approved by the Department; and if, after award by the Department, the PRINCIPAL shall enter into a contract in accordance with the terms of the bidding and contract documents including evidence of the required insurance coverages and providing such bond as specified with good and sufficient surety for the faithful performance of such contract and for the prompt payment of labor and material furnished in the prosecution thereof; or if, in the event of the failure of the PRINCIPAL to make the required DBE submission or to enter into such contract and to give the specified bond, the PRINCIPAL pays to the Department the difference not to exceed the penalty hereof between the amount specified in the bid proposal and such larger amount for which the Department may contract with another party to perform the work covered by said bid proposal, then this obligation shall be null and void, otherwise, it shall remain in full force and effect.

IN THE EVENT the Department determines the PRINCIPAL has failed to comply with any requirement as set forth in the preceding paragraph, then Surety shall pay the penal sum to the Department within fifteen (15) days of written demand therefor. If Surety does not make full payment within such period of time, the Department may bring an action to collect the amount owed. Surety is liable to the Department for all its expenses, including attorney's fees, incurred in any litigation in which it prevails either in whole or in part.

In TESTIMONY WHEREOF, the said PRINCIPAL and the said SURETY have caused this instrument to be signed by their respective officers this day of A.D.,

PRINCIPAL SURETY
(Company Name)
By: (Signature & Title) By: (Signature of Attorney-in-Fact)

Notary Certification for Principal and Surety

STATE OF ILLINOIS,
COUNTY OF

I, a Notary Public in and for said County, do hereby certify that and

(Insert names of individuals signing on behalf of PRINCIPAL & SURETY)

who are each personally known to me to be the same persons whose names are subscribed to the foregoing instrument on behalf of PRINCIPAL and SURETY, appeared before me this day in person and acknowledged respectively, that they signed and delivered said instrument as their free and voluntary act for the uses and purposes therein set forth.

Given under my hand and notarial seal this day of, A.D.

My commission expires Notary Public

In lieu of completing the above section of the Proposal Bid Form, the Principal may file an Electronic Bid Bond. By signing below the Principal is ensuring the identified electronic bid bond has been executed and the Principal and Surety are firmly bound unto the State of Illinois under the conditions of the bid bond as shown above.

Electronic Bid Bond ID# Company/Bidder Name Signature and Title

PROPOSAL ENVELOPE



PROPOSALS

for construction work advertised for bids by the
Illinois Department of Transportation

Item No.	Item No.	Item No.

Submitted By:

Name:
Address:
Phone No.

Bidders should use an IDOT proposal envelope or affix this form to the front of a 10" x 13" envelope for the submittal of bids. If proposals are mailed, they should be enclosed in a second or outer envelope addressed to:

Engineer of Design and Environment - Room 326
Illinois Department of Transportation
2300 South Dirksen Parkway
Springfield, Illinois 62764

NOTICE

Individual bids, including Bid Bond and/or supplemental information if required, should be securely stapled.

CONTRACTOR OFFICE COPY OF CONTRACT SPECIFICATIONS

NOTICE

None of the following material needs to be returned with the bid package unless the special provisions require documentation and/or other information to be submitted.

**Contract No. 88939
MCDONOUGH County
Section (41A)BR
Project BRF-310(95)
Route FAP 310
District 4 Construction Funds**



Illinois Department of Transportation



NOTICE TO BIDDERS

- 1. TIME AND PLACE OF OPENING BIDS.** Sealed proposals for the improvement described herein will be received by the Department of Transportation at the Harry R. Hanley Building, 2300 South Dirksen Parkway, in Springfield, Illinois until 10:00 o'clock a.m., November 17, 2006. All bids will be gathered, sorted, publicly opened and read in the auditorium at the Department of Transportation's Harry R. Hanley Building shortly after the 10:00 a.m. cut off time.
- 2. DESCRIPTION OF WORK.** The proposed improvement is identified and advertised for bids in the Invitation for Bids as:

**Contract No. 88939
MCDONOUGH County
Section (41A)BR
Project BRF-310(95)
Route FAP 310
District 4 Construction Funds**

This project consists of replacing the structure (SN 055-0007) carrying U.S. Route 67 over Carter Creek approximately 1.3 miles south of Industry.

- 3. INSTRUCTIONS TO BIDDERS.** (a) This Notice, the invitation for bids, proposal and letter of award shall, together with all other documents in accordance with Article 101.09 of the Standard Specifications for Road and Bridge Construction, become part of the contract. Bidders are cautioned to read and examine carefully all documents, to make all required inspections, and to inquire or seek explanation of the same prior to submission of a bid.

(b) State law, and, if the work is to be paid wholly or in part with Federal-aid funds, Federal law requires the bidder to make various certifications as a part of the proposal and contract. By execution and submission of the proposal, the bidder makes the certification contained therein. A false or fraudulent certification shall, in addition to all other remedies provided by law, be a breach of contract and may result in termination of the contract.
- 4. AWARD CRITERIA AND REJECTION OF BIDS.** This contract will be awarded to the lowest responsive and responsible bidder considering conformity with the terms and conditions established by the Department in the rules, Invitation for Bids and contract documents. The issuance of plans and proposal forms for bidding based upon a prequalification rating shall not be the sole determinant of responsibility. The Department reserves the right to determine responsibility at the time of award, to reject any or all proposals, to readvertise the proposed improvement, and to waive technicalities.

By Order of the
Illinois Department of Transportation

Timothy W. Martin, Secretary

BD 351 (Rev. 01/2003)

INDEX
 FOR
 SUPPLEMENTAL SPECIFICATIONS AND RECURRING SPECIAL PROVISIONS
 Adopted March 1, 2005

This index contains a listing of SUPPLEMENTAL SPECIFICATIONS and frequently used RECURRING SPECIAL PROVISIONS.

ERRATA Standard Specifications for Road and Bridge Construction (Adopted 1-1-02) (Revised 3-1-05)

SUPPLEMENTAL SPECIFICATIONS

<u>Std. Spec. Sec.</u>	<u>Page No.</u>
101 Definition of Terms	1
105 Control of Work	2
205 Embankment	3
251 Mulch	4
281 Riprap.....	5
282 Filter Fabric for Use With Riprap	8
285 Concrete Revetment Mats.....	10
311 Granular Subbase	14
351 Aggregate Base Course.....	15
440 Removal of Existing Pavement and Appurtenances	16
442 Pavement Patching	17
449 Removal and Replacement of Preformed Elastomeric Compression Joint Seal	18
481 Aggregate Shoulders	19
501 Removal of Existing Structures	20
503 Concrete Structures	21
505 Steel Structures	22
506 Cleaning and Painting Metal Structures	25
508 Reinforcement Bars	26
512 Piling	27
540 Box Culverts.....	28
589 Elastic Joint Sealer	30
602 Catch Basin, Manhole, Inlet, Drainage Structures and Valve Vault Construction, Adjustment and Reconstruction	31
603 Adjusting Frames and Grates of Drainage and Utility Structures	32
610 Shoulder Inlets with Curb	33
665 Woven Wire Fence	34
669 Removal and Disposal of Regulated Substances	35
671 Mobilization	36
702 Work Zone Traffic Control Devices	37
1003 Fine Aggregates	38
1004 Coarse Aggregate	39
1005 Stone, Concrete Blocks and Broken Concrete for Erosion Protection, Sediment Control and Rockfill	42
1006 Metals	46
1007 Timber and Preservative Treatment	49
1012 Hydrated Lime	50
1020 Portland Cement Concrete	51
1021 Concrete Admixtures	58
1022 Concrete Curing Materials	59
1024 Nonshrink Grout	61
1041 Brick	63
1043 Precast Reinforced Concrete Manhole Sections and Adjusting Rings	64
1056 Preformed Flexible Gaskets and Mastic Joint Sealer for Sewer and Culvert Pipe	66
1059 Elastic Joint Sealers	67
1060 Waterproofing Materials	68
1069 Pole and Tower	69
1070 Foundation and Breakaway Devices	70
1077 Post and Foundation	72
1080 Fabric Materials	73
1081 Materials For Planting	76
1083 Elastomeric Bearings	77
1094 Overhead Sign Structures	78
1103 Portland Cement Concrete Equipment	79

RECURRING SPECIAL PROVISIONS

The following RECURRING SPECIAL PROVISIONS indicated by an "X" are applicable to this contract and are included by reference:

<u>CHECK SHEET #</u>	<u>PAGE NO.</u>
1 X State Required Contract Provisions All Federal-aid Construction Contracts (Eff. 2-1-69) (Rev. 10-1-83)	80
2 X Subletting of Contracts (Federal-aid Contracts) (Eff. 1-1-88) (Rev. 5-1-93).....	82
3 X EEO (Eff. 7-21-78) (Rev. 11-18-80).....	83
4 Specific Equal Employment Opportunity Responsibilities NonFederal-aid Contracts (Eff. 3-20-69) (Rev. 1-1-94).....	94
5 Required Provisions - State Contracts (Eff. 4-1-65) (Rev. 4-1-93).....	100
6 Reserved	105
7 X Asphalt Quantities and Cost Reviews (Eff. 7-1-88).....	106
8 X National Pollutant Discharge Elimination System Permit (Eff. 7-1-94) (Rev. 1-1-03).....	107
9 Haul Road Stream Crossings, Other Temporary Stream Crossings and In-Stream Work Pads (Eff. 1-2-92) (Rev. 1-1-98).....	108
10 Construction Layout Stakes Except for Bridges (Eff. 1-1-99) (Rev. 1-1-02).....	109
11 X Construction Layout Stakes (Eff. 5-1-93) (Rev. 1-1-02).....	112
12 Use of Geotextile Fabric for Railroad Crossing (Eff. 1-1-95) (Rev. 1-1-97).....	115
13 Asphaltic Emulsion Slurry Seal and Fibrated Asphaltic Emulsion Slurry Seal (Eff. 8-1-89) (Rev. 2-1-97)	117
14 Bituminous Surface Treatments Half-Smart (Eff. 7-1-93) (Rev. 1-1-97)	123
15 X Quality Control/Quality Assurance of Bituminous Concrete Mixtures (Eff. 1-1-00) (Rev. 3-1-05)	129
16 Subsealing of Concrete Pavements (Eff. 11-1-84) (Rev. 2-1-95).....	148
17 Bituminous Surface Removal (Cold Milling) (Eff. 11-1-87) (Rev. 10-15-97).....	152
18 X Resurfacing of Milled Surfaces (Eff. 10-1-95).....	154
19 PCC Partial Depth Bituminous Patching (Eff. 1-1-98).....	155
20 Patching with Bituminous Overlay Removal (Eff. 10-1-95) (Rev. 7-1-99)	157
21 Reserved	159
22 Protective Shield System (Eff. 4-1-95) (Rev. 1-1-03).....	160
23 Polymer Concrete (Eff. 8-1-95) (Rev. 3-1-05).....	162
24 Controlled Low-Strength Material (CLSM) (Eff. 1-1-90) (Rev. 3-1-05)	164
25 Pipe Underdrains (Eff. 9-9-87) (Rev. 1-1-98).....	169
26 X Guardrail and Barrier Wall Delineation (Eff. 12-15-93) (Rev. 1-1-97)	170
27 Bicycle Racks (Eff. 4-1-94) (Rev. 1-1-97)	175
28 Reserved	177
29 Reserved	178
30 Reserved	179
31 Night Time Inspection of Roadway Lighting (Eff. 5-1-96).....	180
32 Reserved	181
33 English Substitution of Metric Bolts (Eff. 7-1-96).....	182
34 English Substitution of Metric Reinforcement Bars (Eff. 4-1-96) (Rev. 1-1-03).....	183
35 Polymer Modified Emulsified Asphalt (Eff. 5-15-89) (Rev. 1-1-04).....	185
36 Corrosion Inhibitor (Eff. 3-1-80) (Rev. 7-1-99)	187
37 Quality Control of Concrete Mixtures at the Plant-Single A (Eff. 8-1-00) (Rev. 1-1-04)	188
38 X Quality Control of Concrete Mixtures at the Plant-Double A (Eff. 8-1-00) (Rev. 1-1-04)	194
39 X Quality Control/Quality Assurance of Concrete Mixtures (Eff. 4-1-92) (Rev. 3-1-05).....	202
40 X Traffic Barrier Terminal Type 1, Special (Eff. 8-1-94) (Rev. 1-1-03)	215
41 Reserved	216
42 X Segregation Control of Bituminous Concrete (Eff. 7-15-97).....	217
43 Reserved	220

TABLE OF CONTENTS

LOCATION OF PROJECT	1
DESCRIPTION OF PROJECT	1
CONCRETE SUPERSTRUCTURE AGGREGATE OPTIMIZATION.....	1
ALKALI-SILICA REACTION (ASR) MITIGATION.....	2
NATIONWIDE 404 PERMIT REQUIREMENTS	3
EMBANKMENT (RESTRICTIONS)	3
EMBANKMENT	4
BRIDGE FLOOR FINISHING MACHINE	4
PIPE CULVERTS	5
EROSION CONTROL CURB.....	5
GUARDRAIL AGGREGATE EROSION CONTROL.....	5
PERMANENT SURVEY MARKER, TYPE 1, BRIDGE PLACEMENT.....	5
TRAFFIC CONTROL PLAN	6
TEMPORARY CONCRETE BARRIER REFLECTORS.....	6
GRANULAR AGGREGATE COURSES	6
RAP MATERIALS - CRUSHED STEEL SLAG	7
TEMPORARY SHEET PILING.....	7
UNDERWATER STRUCTURE EXCAVATION PROTECTION.....	8
PIPE UNDERDRAINS FOR STRUCTURES	9
POROUS GRANULAR EMBANKMENT (SPECIAL)	10
PROTECTIVE COAT	10
AGGREGATE SHIPPING TICKETS (BDE).....	11
BITUMINOUS CONCRETE SURFACE COURSE (BDE).....	11
BITUMINOUS EQUIPMENT, SPREADING AND FINISHING MACHINE (BDE).....	12
BRIDGE DECK CONSTRUCTION (BDE)	12
BUTT JOINTS (BDE)	14
CONCRETE ADMIXTURES (BDE)	15
CORRUGATED METAL PIPE CULVERTS (BDE).....	19
CURING AND PROTECTION OF CONCRETE CONSTRUCTION (BDE)	20
DISADVANTAGED BUSINESS ENTERPRISE PARTICIPATION	27
EPOXY COATING ON REINFORCEMENT (BDE)	34
EPOXY PAVEMENT MARKING (BDE)	34
EROSION AND SEDIMENT CONTROL DEFICIENCY DEDUCTION (BDE)	35
FLAGGER VESTS (BDE)	36
HAND VIBRATOR (BDE).....	36
IMPACT ATTENUATORS, TEMPORARY (BDE).....	37
MULCHING SEEDED AREAS (BDE)	38

PARTIAL PAYMENTS (BDE)..... 39

PAYMENTS TO SUBCONTRACTORS (BDE) 40

PAYROLLS AND PAYROLL RECORDS (BDE)..... 41

PERSONAL PROTECTIVE EQUIPMENT (BDE) 43

PLASTIC BLOCKOUTS FOR GUARDRAIL (BDE) 43

PORTLAND CEMENT (BDE)..... 43

PORTLAND CEMENT CONCRETE (BDE) 43

PRECAST CONCRETE PRODUCTS (BDE)..... 44

RAP FOR USE IN BITUMINOUS CONCRETE MIXTURES (BDE)..... 45

REINFORCEMENT BARS (BDE) 48

SEEDING AND SODDING (BDE)..... 50

SELF-CONSOLIDATING CONCRETE FOR CAST-IN-PLACE CONSTRUCTION (BDE)..... 53

SELF-CONSOLIDATING CONCRETE FOR PRECAST PRODUCTS (BDE)..... 58

SHOULDER STABILIZATION AT GUARDRAIL (BDE)..... 60

STABILIZED SUBBASE AND BITUMINOUS SHOULDERS SUPERPAVE (BDE)..... 60

STEEL PLATE BEAM GUARDRAIL (BDE) 66

SUBCONTRACTOR MOBILIZATION PAYMENTS (BDE) 66

SUBGRADE PREPARATION (BDE) 67

SUPERPAVE BITUMINOUS CONCRETE MIXTURES (BDE)..... 67

SUSPENSION OF SLIPFORMED PARAPETS (BDE)..... 73

TEMPORARY CONCRETE BARRIER (BDE) 73

TEMPORARY EROSION CONTROL (BDE) 75

TEMPORARY PORTABLE BRIDGE TRAFFIC SIGNALS (BDE) 77

TRAFFIC BARRIER TERMINALS (BDE) 78

TRAFFIC CONTROL DEFICIENCY DEDUCTION (BDE) 78

TRUCK BED RELEASE AGENT (BDE) 79

WEIGHT CONTROL DEFICIENCY DEDUCTION..... 79

WORK ZONE TRAFFIC CONTROL DEVICES (BDE) 81

WORKING DAYS (BDE) 82

STEEL COST ADJUSTMENT (BDE) (RETURN WITH BID)..... 82

STORM WATER POLLUTION PREVENTION PLAN..... 87

IDNR STATEWIDE PERMIT 94

404 PERMIT 109

STATE OF ILLINOIS

SPECIAL PROVISIONS

The following Special Provisions supplement the "Standard Specifications for Road and Bridge Construction," adopted January 1, 2002, the latest edition of the "Manual on Uniform Traffic Control Devices for Streets and Highways," and the "Manual of Test Procedures for Materials" in effect on the date of invitation for bids, and the Supplemental Specifications and Recurring Special Provisions indicated on the Check Sheet included herein which apply to and govern the construction of FAP Route 310 (US 67), Project BRF-0310 (095), Section (41-A)BR in McDonough County and in case of conflict with any part or parts of said Specifications, the said Special Provisions shall take precedence and shall govern.

LOCATION OF PROJECT

The project is located approximately 1.3 miles south of Industry on US 67.

DESCRIPTION OF PROJECT

The project consists of the removal and replacement of SN 055-0007 over Carter Creek and the related earth work.

CONCRETE SUPERSTRUCTURE AGGREGATE OPTIMIZATION

Effective: August 4, 2006

For the construction of concrete superstructures, the Class BD concrete shall contain two or more coarse aggregate sizes blended in accordance with the first paragraph of Article 1004.02(d), or as otherwise approved by the Engineer. The combined sizes shall consist of CA-7 or CA-11 blended with CA-13, CA-14, or CA-16. The blended coarse aggregate gradation shall have a minimum of 45 percent and a maximum of 60 percent passing the 12.5 mm (1/2 in.) sieve.

Concrete Superstructures Aggregate Optimization will not be paid for separately, but shall be considered as included in the unit cost of CONCRETE SUPERSTRUCTURES.

ALKALI-SILICA REACTION (ASR) MITIGATION

Effective: August 4, 2006

Description.

Mix Design Material Selection Requirements Based on Fine Aggregate Alkali-Silica Reactivity. This specification applies to all cast-in-place concrete concrete items.

Fine Aggregate or Fine Aggregate Blend has an expansion less than 0.10% per ASTM C 1260

Option 1: No maximum alkali content shall apply to the cement or finely divided minerals, but the coarse aggregate or coarse aggregate blend shall have an expansion equal to or less than 0.10% per ASTM C 1260.

Option 2: No maximum alkali content shall apply to the cement, but the coarse aggregate or coarse aggregate blend shall have an expansion equal to or less than 0.20% per ASTM C 1260, and each finely divided mineral used shall have a maximum alkali content of 1.50%.

Fine Aggregate or Fine Aggregate Blend has an expansion of 0.10% to 0.20% per ASTM C 1260

Option 1: No maximum alkali content shall apply to the cement, but the coarse aggregate or coarse aggregate blend shall have an expansion equal to or less than 0.10% per ASTM C 1260, and each finely divided mineral used shall have a maximum alkali content of 1.50%.

Option 2: No maximum alkali content shall apply to the cement, but the coarse aggregate or coarse aggregate blend shall have an expansion equal to or less than 0.20% per ASTM C 1260, and each finely divided mineral used shall have a maximum alkali content of 1.00%.

Fine Aggregate or Fine Aggregate Blend has an expansion greater than 0.20% but does not exceed 0.30% per ASTM C 1260

Option 1: No maximum alkali content shall apply to the cement, but the coarse aggregate or coarse aggregate blend shall have an expansion equal to or less than 0.10% per ASTM C 1260, and ground granulated blast-furnace slag with a maximum alkali content of 1.00% shall be used. The ground granulated blast-furnace slag shall replace 25% of the cement factor at 1:1. In lieu of ground granulated blast-furnace slag, Class F fly ash may be used if it has a maximum alkali content of 1.00%. The Class F fly ash shall replace 15% of the cement factor at 1.5:1.

Option 2: A maximum alkali content of 0.60% shall apply to the cement, the coarse aggregate or coarse aggregate blend shall have an expansion equal to or less than 0.20% per ASTM C 1260, and ground granulated blast-furnace slag with a maximum alkali content of 1.00% shall be used. The ground granulated blast-furnace slag shall replace 25% of the cement factor at 1:1. In lieu of ground granulated blast-furnace slag, Class F fly ash may be used if it has a maximum alkali content of 1.00%. The Class F fly ash shall replace 15% of the cement factor at 1.5:1.

Unacceptable Aggregate Alkali-Silica Reactivity

No fine aggregate or fine aggregate blend with an expansion greater than 0.30% per ASTM C 1260 shall be used. No coarse aggregate or coarse aggregate blend with an expansion greater than 0.20% per ASTM C 1260 shall be used.

Department Testing for Alkali-Silica Reactivity

No placing of concrete shall begin before the Department has completed testing to determine the ASTM C 1260 expansion for each aggregate. For an aggregate blend, the expansion will be calculated as follows:

Aggregate Blend Expansion = $(a/100 \times A) + (b/100 \times B) + (c/100 \times C) + \dots$

Where: a, b, c ... = percent of aggregate blend; A, B, C ... = aggregate ASTM C1260 expansion

Basis of Payment. No additional compensation will be directly provided, but shall be considered to be included in the unit prices of the associated pay items.

NATIONWIDE 404 PERMIT REQUIREMENTS

Effective January 22, 2001

Revised August 2, 2002

This bridge replacement or rehabilitation included with this project is authorized under a Nationwide Permit, provided all terms and conditions of the Nationwide Permit and any special conditions outlined in the Corps of Engineers' verification letter are met. A copy of the permit should be included within these special provisions. If they are not, a copy of these can be requested from the Department.

The Contractor will not be allowed to complete the structure replacement or rehabilitation using any in-stream access fill, cofferdams, or causeways unless shown on the plans or unless the proper permits are acquired by the Contractor for these activities. The existing permit may be amended to include these activities once the contractor determines the plan for completion of the work and it is submitted to the Department for submission to the Corps of Engineers'. The Department will not be held responsible for any delays incurred due to acquisition of additional permits or amending the existing permit. Determination of allowable methods for completion of this work under the current permit can be obtained from the Corps of Engineers.

EMBANKMENT (RESTRICTIONS)

Effective January 21, 2005

Add the following to the requirements of Article 205.04(a):

Gravel, crushed stone or soils having less than 35% passing the number 200 sieve and other materials as allowed by Article 202.03 of the standard specifications are further restricted. These further restricted materials are also limited to the interior of the embankment and shall have a minimum cover of 1 m (3') of non-restricted soil (see "Borrow and Furnished Excavation" Special Provision). Alternating layers of further restricted material and cohesive soil will not be permitted. The further restricted materials may only be incorporated into the embankment by using one of the following procedures:

- a. The further restricted materials shall be placed in 4" lifts and disked with the underlying lift material until a uniform and homogenous material is formed having more than 35% passing the number 200 sieve.
- b. Sand, gravel or crushed stone embankment when placed on the existing ground surface will be drained using a 3 m (10') by 3m (10') french drain consisting of nonwoven geotechnical fabric with 0.3 m (12") of B-3 riprap. This shall be constructed on both sides of the embankment at the toe of the foreslope spaced 46 m (150') apart. At locations requiring a French drain the 1m (3') cohesive cap shall not be installed within the 3m by 3m riprap area. If the Engineer determines that the existing ground is a granular free draining soil, the french drain may be deleted.
- c. Sand, gravel or crushed stone embankment when placed on top of a cohesive embankment will be drained with a permanent 100 mm (4") underdrain system. The underdrain system shall consist of a longitudinal underdrain on both sides of the embankment and transverse underdrains spaced at 75 m (250') centers. The underdrain shall consist of a 0.6 m (2') deep by 0.3 m (1') wide trench, backfilled with FA4 sand and a 100 mm (4") diameter underdrain. In addition, both sides of the embankment will have a 150 mm (6") diameter pipe drain which will drain the underdrain system and outletted into a permanent drainage structure or outletted by a headwall at the toe of the embankment.

The above work will not be paid for separately but shall be included in the cost of Earth Excavation, Furnished Excavation, or Borrow Excavation.

EMBANKMENT

Effective: July 1, 1990

Revised: January 22, 2002

Revise the third paragraph of Article 205.05 of the Standard Specifications to read:

All embankment shall be constructed with not more than 110% of optimum moisture content, determined according to AASHTO T 99 (Method C). The 110% of optimum moisture limit may be waived in free draining granular material when approved by the Engineer.

The Contractor may, at his option, add a drying agent to lower the moisture content as specified above. The drying agent must be approved by the Engineer prior to use. Extra compensation will not be allowed for the use of a drying agent but will be considered included in the cost of the various items of excavation.

BRIDGE FLOOR FINISHING MACHINE

Effective May 1, 1995

Revised January 3, 2000

Delete Article 503.17(c)(2), "Floors under 30 m (100 ft.) in length," from the Standard Specification for Concrete Structures. The bridge floor shall be finished with a finishing machine and surface tested in accordance with Article 503.17(c)(1) of the Standard Specifications.

PIPE CULVERTS

Effective July 1, 1990

Revised July 1, 1994

Add the following sentence to the fourth paragraph of Article 542.04(d): "All connecting bands shall be a minimum of 600 mm (24") wide".

EROSION CONTROL CURB

Effective April 1, 1991

Revised July 1, 1994

This work shall include all labor, material, and equipment to construct an erosion control curb in accordance with the details in the plans and at the locations shown on the plans.

The erosion control curb will be measured in meters (feet) along the front face of the board mounted to the guardrail.

This work will be paid for at the contract unit price per meter (foot) of EROSION CONTROL CURB.

GUARDRAIL AGGREGATE EROSION CONTROL

Effective February 1, 1993

Revised May 1, 1995

This work shall consist of furnishing, placing, and shaping crushed aggregate placed around and behind guardrail posts in accordance with plan details.

Method of Measurement: The aggregate for constructing the Guardrail Aggregate Erosion Control will be measured in metric tons (tons).

The Geotextile Fabric will not be measured for payment.

Basis of Payment: Guardrail Aggregate Erosion Control will be paid for at the contract unit price per metric ton (ton) for GUARDRAIL AGGREGATE EROSION CONTROL measured as specified herein. The Geotextile Fabric will not be measured for payment, but shall be included in the cost per metric ton (ton) for GUARDRAIL AGGREGATE EROSION CONTROL.

PERMANENT SURVEY MARKER, TYPE 1, BRIDGE PLACEMENT

Effective July 1, 1990

Revised September 1, 1997

This work shall consist of furnishing and installing a Permanent Survey Marker as shown on the plans and as specified herein. The survey marker shall be placed in either the abutment seat or in the top of the wingwall. The survey marker shall be located in the same corner as the Bridge Name Plate as shown on the current Standard for Name Plate for Bridges. If the survey marker is to be located on the abutment seat of the structure, it shall be placed in a location with at least 2.4 m (8'-0") vertical clearance directly above the survey marker, if possible.

After installation, the Contractor shall stamp the elevation provided by the Engineer in the face of the survey marker. The Engineer shall provide the District Chief of Surveys with the elevation and location of the marker.

This work will be paid for at the contract unit price each for PERMANENT SURVEY MARKER, TYPE I.

TRAFFIC CONTROL PLAN

Effective August 7, 2006

Traffic control shall be in accordance with the applicable sections of the "Standard Specifications for Road and Bridge Construction," the applicable guidelines contained in the "Illinois Manual on Uniform Traffic Control Devices for Streets and Highways," these Special Provisions, and any special details and Highway Standards contained herein and in the plans.

Special attention is called to Section 701 and Articles 107.09 and 107.14 of the "Standard Specifications for Road and Bridge Construction" and the following Highway Standards relating to traffic control:

701006 701011 701201 701301 701311 701321 701326

Advanced "Width Restriction 11' warning signs are required for this project and will be supplied by the Department.

The Contractor shall contact the Department three weeks prior to the implementation of TC&P Standard 701321 at the number listed below to coordinate the installation of these signs.

The Department will install the advance warning signs and supply two additional signs for installation on the post mounted traffic control signs at the jobsite.

Contact: Randy Hartz
Telephone: (309) 734-3721

TEMPORARY CONCRETE BARRIER REFLECTORS

Effective: January 21, 2005

Installation of reflectors shall be in accordance with the Traffic Control Standards, plan details, and specifications.

Reflectors mounted on temporary concrete barrier will not be measured for payment and shall be included in the cost of pay items associated with temporary concrete barrier.

GRANULAR AGGREGATE COURSES

Effective February 19, 1992 Revised October 1, 1999

Revise the first sentence in the fifth paragraph of Article 1004.04(c) to read: "For granular aggregate courses--base, subbase, and shoulder except subbase Types B and C--gradation CA 6 or CA 10 may be used."

RAP MATERIALS - CRUSHED STEEL SLAG

Effective April 1, 1997

Add the following to Article 1004.07 of the Standard Specifications: RAP containing crushed steel slag will be permitted in Bituminous Mixtures C and D as final top lift only.

TEMPORARY SHEET PILING

Effective: September 2, 1994

Revised: December 13, 2002

Description. This work shall consist of furnishing, driving, adjusting for stage construction when required and subsequent removal of the sheet piling according to the dimensions and details shown on the plans and according to the applicable portions of Section 512 of the Standard Specifications.

This work shall also include furnishing, installing and subsequent removal of all miscellaneous steel shapes, plates and connecting hardware when required to attach the sheeting to an existing substructure unit and/or to facilitate stage construction.

General. The Contractor may propose other means of supporting the sides of the excavation provided they are done so at no extra cost to the department. If the Contractor elects to vary from the design requirements shown on the plans, the revised design calculations and details shall be submitted to the Engineer for approval. The calculations shall be prepared and sealed by an Illinois Licensed Structural Engineer. This approval will not relieve the Contractor of responsibility for the safety of the excavation. Approval shall be contingent upon acceptance by all involved utilities and/or railroads.

Material. The sheet piling shall be made of steel and may be new or used material, at the option of the Contractor. The sheet piling shall have a minimum section modulus as shown on the plans or in the approved Contractor's alternate design. The sheeting shall have a minimum yield strength of 265 MPa (38.5 ksi) unless otherwise specified. The sheeting, used by the Contractor, shall be identifiable and in good condition free of bends and other structural defects. The Contractor shall furnish a copy of the published sheet pile section properties to the Engineer for verification purposes. The Engineer's approval will be required prior to driving any sheeting. All driven sheeting not approved by the Engineer shall be removed at the Contractor's expense.

Construction. The Contractor shall verify locations of all underground utilities before driving any sheet piling. Any disturbance or damage to existing structures, utilities or other property, caused by the Contractor's operation, shall be repaired by the Contractor in a manner satisfactory to the Engineer at no additional cost to the Department. The Contractor shall be responsible for determining the appropriate equipment necessary to drive the sheeting to the tip elevation(s) specified on the plans or according to the Contractor's approved design. The sheet piling shall be driven, as a minimum, to the tip elevation(s) specified, prior to commencing any related excavation. If unable to reach the minimum tip elevation, the adequacy of the sheet piling design will require re-evaluation by the Department prior to allowing excavation adjacent to the sheet piling in question. The Contractor shall not excavate below the maximum excavation line shown on the plans without the prior permission of the Engineer. The sheet piling shall remain in place until the Engineer determines it is no longer required.

The sheet piling shall be removed and disposed of by the Contractor when directed by the Engineer. When allowed, the Contractor may elect to cut off a portion of the sheet piling leaving the remainder in place. The remaining sheet piling shall be a minimum of 300 mm (12 in.) below the finished grade or as directed by the Engineer. Removed sheet piling shall become the property of the Contractor.

When an obstruction is encountered, the Contractor shall notify the Engineer and upon concurrence of the Engineer, the Contractor shall begin working to break up, push aside, or remove the obstruction. An obstruction shall be defined as any object (such as but not limited to, boulders, logs, old foundations etc.) where it's presence was not obvious or specifically noted on the plans prior to bidding, that cannot be driven through or around with normal driving procedures, but requires additional excavation or other procedures to remove or miss the obstruction.

Method of Measurement. The temporary sheet piling will be measured for payment in place in square meters (square feet). Any temporary sheet piling cut off, left in place, or driven to dimensions other than those shown on the contract plans without the written permission of the Engineer, shall not be measured for payment but shall be done at the contractor's expense.

If the Contractor is unable to drive the sheeting to the specified tip elevation(s) and can demonstrate that any further effort to drive it would only result in damaging the sheeting, then the Contractor shall be paid based on the plan quantity of temporary sheeting involved. However, no additional payment will be made for any walers, bracing, or other supplement to the temporary sheet piling, which may be required as a result of the re-evaluation in order to insure the original design intent was met.

Basis of Payment. This work will be paid for at the contract unit price per square meter (square foot) for TEMPORARY SHEET PILING.

Payment for any excavation performed in conjunction with this work will not be included in this item but shall be paid for as specified elsewhere in this contract.

Obstruction mitigation shall be paid for according to Article 109.04 of the Standard Specifications.

UNDERWATER STRUCTURE EXCAVATION PROTECTION

Effective: April 1, 1995

Revised: August 21, 2002

Description. This work shall include all labor, materials, and equipment necessary for the protection of any excavations in water that may be needed for construction at the locations shown on the plans and as required by the Specifications. The protection may consist of diverting the water for the excavation by the uses of timbers, sheet piling, approved granular embankment material or other structural elements adequate to support the excavation and need not be watertight. All concrete placement below the waterline shall be tremied underwater into forms according to Article 503.08 of the Standard Specifications. Tremied concrete shall be placed to an elevation 300 mm (1 ft) above the water level at the time of construction.

The Contractor's plan for the subject protection must be approved by the Engineer before excavation protection and construction may begin. Any system selected by the Contractor in which safe design and construction requires that loads and stresses be computed and the size and strength of parts determined by mathematical calculations based upon scientific principles and engineering data shall be prepared and sealed by an Illinois Licensed Structural Engineer. When the excavation protection is no longer required, it shall be removed unless otherwise specified by the Engineer. All materials removed will become the property of the Contractor.

Basis of Payment. Excavation protection for structures will be paid for at the contract unit price each, for UNDERWATER STRUCTURE EXCAVATION PROTECTION at the locations specified.

PIPE UNDERDRAINS FOR STRUCTURES

Effective May 17, 2000

December 12, 2005

Description. This work shall consist of furnishing and installing a pipe underdrain system as shown on the plans, as specified herein, and as directed by the Engineer.

Materials. Materials shall meet the requirements as set forth below:

The perforated pipe drain shall be according to Article 601.02 of the Standard Specifications. Outlet pipes or pipes connecting to a separate storm sewer system shall not be perforated.

The drainage aggregate shall be a combination of one or more of the following gradations, FA1, FA2, CA5, CA7, CA8, CA11, or CA13 thru 15, according to Sections 1003 and 1004 of the Standard Specifications.

The fabric surrounding the drainage aggregate shall be Geotechnical Fabric for French Drains according to Article 1080.05 of the Standard Specifications.

Construction Requirements. All work shall be according to the applicable requirements of Section 601 of the Standard Specifications except as modified below.

The pipe underdrains shall consist of a perforated pipe drain situated at the bottom of an area of drainage aggregate wrapped completely in geotechnical fabric and shall be installed to the lines and gradients as shown on the plans.

Method of Measurement. Pipe Underdrains for Structures shall be measured for payment in meters (feet), in place. Measurement shall be along the centerline of the pipe underdrains. All connectors, outlet pipes, elbows, and all other miscellaneous items shall be included in the measurement. Concrete headwalls shall be included in the cost of Pipe Underdrains for Structures, but shall not be included in the measurement for payment.

Basis of Payment. This work will be paid for at the contract unit price per meter (foot) for PIPE UNDERDRAINS FOR STRUCTURES of the diameter specified, installed and measured as specified herein. Furnishing and installation of the drainage aggregate, geotechnical fabric, forming holes in structural elements and any excavation required, will not be paid for separately, but shall be included in the cost of the pipe underdrains for structures.

POROUS GRANULAR EMBANKMENT (SPECIAL)

Effective: July 20, 2006

Description. This work shall consist of furnishing, and placing porous granular embankment (special) material as detailed on the plans, according to Section 207 except as modified herein.

Materials. The gradation of the porous granular material may be any of the following CA 8 thru CA 18, FA 1 thru FA 4, FA 7 thru FA 9, and FA 20 according to Articles 1003 and 1004.

Construction. The porous granular embankment (special) shall be installed according to Section 207, except that it shall be uncompacted.

Basis of Payment. This work will be paid for at the contract unit price per Cubic Yard (Cubic Meter) for POROUS GRANULAR EMBANKMENT (SPECIAL).

PROTECTIVE COAT

Effective March 15, 2006

Description. The following shall replace Article 503.19 of the Standard Specifications.

503.19 Protective Coat Application. A protective coat shall be applied to the entire top surface of bridge decks, sidewalks, hubguards, and the top and inside vertical faces of sidewalk parapets, end posts, and wings when the concrete is at least 14 days old. This work shall be performed after saw cut grooving, and before the bridge deck is marked and opened to traffic.

Before the protective coat is applied, the concrete surface shall have at least a 48-hour drying period since the last rain and shall be cleaned to remove all oil, grime, and loose particles which would prevent the mixture from penetrating the concrete. Immediately prior to application of the protective coat, the surface shall be blown with oil-free compressed air.

The protective coat shall consist of two applications of the mixture and each application shall be at a rate of 50 sq yd/gal (11 sq m/L) or less.

The protective coat shall be sprayed on the surface using hand methods or with a mechanical spraying machine which will perform the work in a satisfactory manner. The spray nozzle(s) shall be within 18 in. (450 mm) of the concrete or as directed by the Engineer. The interior of the distributor tank shall be thoroughly cleaned prior to placing the protective coat therein. Unless otherwise directed by the Engineer, the temperature of the concrete and air shall be 40 °F (4.4 °C) or higher at the time of application.

The second application of the protective coat shall be made when, in the opinion of the Engineer, the concrete has regained its dry appearance.

Traffic shall be prohibited from the area until the concrete has regained its dry appearance.

If an application of sand is required by the Engineer for blotter material, it will be paid for according to Article 109.04.

CAUTION: Linseed oil – petroleum spirits mixture has a low flash point and is readily flammable.

At the Contractors option a concrete sealer may be substituted for the boiled linseed oil protective coat. The concrete sealer shall be according to Section 1026, except the sealer shall be one of the products allowed for bridge decks For the concrete sealer, the concrete surface shall be prepared as required for the boiled linseed oil protective coat. The concrete sealer shall be applied per the manufacturer's instructions, and information provided in the approved list..

AGGREGATE SHIPPING TICKETS (BDE)

Effective: January 1, 2006

Add the following to Article 1003.01 of the Standard Specifications:

“(f) Shipping Tickets. Shipping tickets for the material shall be according to the current Bureau of Materials and Physical Research Policy Memorandum, “Designation of Aggregate Information on Shipping Tickets”.”

Add the following to Article 1004.01 of the Standard Specifications:

“(f) Shipping Tickets. Shipping tickets for the material shall be according to the current Bureau of Materials and Physical Research Policy Memorandum, “Designation of Aggregate Information on Shipping Tickets”.”

Add the following to Article 1005.01 of the Supplemental Specifications:

“(d) Shipping Tickets. Shipping tickets for the material shall be according to the current Bureau of Materials and Physical Research Policy Memorandum, “Designation of Aggregate Information on Shipping Tickets”.”

BITUMINOUS CONCRETE SURFACE COURSE (BDE)

Effective: April 1, 2001

Revised: April 1, 2003

Replace the fourth paragraph of Article 406.23(b) of the Standard Specifications with the following:

“Mixture for cracks, joints, flangeways, leveling binder (machine method), leveling binder (hand method) and binder course in excess of 103 percent of the quantity specified by the Engineer will not be measured for payment.

Surface course mixture in excess of 103 percent of adjusted plan quantity will not be measured for payment. The adjusted plan quantity for surface course mixtures will be calculated as follows:

Adjusted Plan Quantity = C x quantity shown on the plans or as specified by the Engineer.

where C = metric: $C = \frac{G_{mb} \times 24.99}{U}$ English: $C = \frac{G_{mb} \times 46.8}{U}$

and where:

- G_{mb} = average bulk specific gravity from approved mix design.
- U = Unit weight of surface course shown on the plans in kg/sq m/25 mm (lb/sq yd/in.), used to estimate plan quantity.
- 24.99 = metric constant.
- 46.8 = English constant.

If project circumstances warrant a new surface course mix design, the above equations shall be used to calculate the adjusted plan quantity for each mix design using its respective average bulk specific gravity.”

BITUMINOUS EQUIPMENT, SPREADING AND FINISHING MACHINE (BDE)

Effective: January 1, 2005

Revise the fourth paragraph of Article 1102.03 of the Standard Specifications to read:

“The paver shall be equipped with a receiving hopper having sufficient capacity for a uniform spreading operation. The hopper shall be equipped with a distribution system to uniformly place a non-segregated mixture in front of the screed. The distribution system shall have chain curtains, deflector plates, and/or other devices designed and built by the paver manufacturer to prevent segregation during distribution of the mixture from the hopper to the paver screed. The Contractor shall submit a written certification that the devices recommended by the paver manufacturer to prevent segregation have been installed and are operational. Prior to paving, the Contractor, in the presence of the Engineer, shall visually inspect paver parts specifically identified by the manufacturer for excessive wear and the need for replacement. The Contractor shall supply a completed check list to the Engineer noting the condition of the parts. Worn parts shall be replaced. The Engineer may require an additional inspection prior to the placement of a surface course or at other times throughout the work.”

BRIDGE DECK CONSTRUCTION (BDE)

Effective: April 1, 2002

Revised: April 1, 2004

Add the following to Article 503.03 of the Standard Specifications:

“(h).Fogging Equipment..... 1103.17(k)”

Add the following after the first sentence of the second paragraph to Article 503.07 of the Standard Specifications:

“When placing Class BD concrete, the discharge end of the pump shall have attached an “S” shaped flexible or rigid conduit, a 90 degree elbow with a minimum of 3 m (10 ft) of flexible conduit placed parallel to the deck, or a similar configuration approved by the Engineer.”

Add the following after the second sentence of the ninth paragraph of Article 503.07 of the Standard Specifications:

“When consolidating concrete in bridge decks, the vibrator shall be vertically inserted into the concrete for 3 - 5 seconds, or for a period of time determined by the Engineer.”

Add the following after the first paragraph of Article 503.17 of the Standard Specifications:

“For the bridge deck pour, fogging equipment shall be in operation unless the evaporation rate is less than 0.5 kg/sq m/hour (0.1 lb/sq ft/hour) and the Engineer gives permission to turn off the equipment. The evaporation rate shall be determined according to the figure in the Portland Cement Association’s publication, “Design and Control of Concrete Mixtures” (refer to the section on plastic shrinkage cracking). The Contractor shall provide temperature, relative humidity, and wind speed measuring equipment.

The fogging equipment shall be adjusted to adequately cover the entire width of the pour.

If there is a delay of more than ten minutes during bridge deck placement, wet burlap shall be used to protect the concrete until operations resume.

Concrete placement operations shall be coordinated to limit the distance between the point of concrete placement and concrete covered with cotton mats for curing. The distance shall not exceed 10.5 m (35 ft). For bridge deck widths greater than 15 m (50 ft), the distance shall not exceed 7.5 m (25 ft).”

Add the following to the end of the first paragraph of Article 503.17(b) of the Standard Specifications to read:

“The concrete in these areas shall be struck off during the deck pour and excess material from the finishing machine shall not be incorporated.”

In the Coarse Aggregate Gradation table of Article 1004.01(c) of the Standard Specifications revise the percent passing the 12.5 mm (1/2 in.) sieve for gradation CA 7 to “45±15^{4/ 9/}”.

In the Coarse Aggregate Gradation table of Article 1004.01(c) of the Standard Specifications revise the percent passing the 12.5 mm (1/2 in.) sieve for gradation CA 11 to “45±15^{6/ 9/}”.

Add the following to the Coarse Aggregate Gradation table of the Standard Specifications:

“9/ When Class BD concrete is to be pumped, the coarse aggregate gradation shall have a minimum of 45 percent passing the 12.5 mm (1/2 in.) sieve. The Contractor may combine two or more coarse aggregate sizes, consisting of CA-7, CA-11, CA-13, CA-14, and CA-16, provided a CA-7 or CA-11 is included in the blend.”

Revise Article 1020.05(d) of the Standard Specifications to read:

“(d)Class BD Concrete. The maximum mortar factor shall be 0.86.”

Add the following to Article 1103.17 of the Standard Specifications:

“(k) Fogging Equipment. Fogging equipment shall consist of a mechanically operated, pressurized system using a triple headed nozzle or an equivalent nozzle. The fogging nozzle shall be capable of producing a fine fog mist that will increase the relative humidity of the air just above the fresh concrete surface without accumulating any water on the concrete. The fogging equipment shall be mounted behind the roller and pan of finishing machine or on a separate foot bridge. Controls shall be designed to vary the volume of water flow, be easily accessible and immediately shut off the water when in the off position. Hand held fogging equipment will not be allowed.”

BUTT JOINTS (BDE)

Effective: April 1, 2004

Revised: April 1, 2005

Revise Article 406.18 of the Standard Specifications to read:

“**406.18 Butt Joints.** Butt joints shall be constructed according to the details shown on the plans. The surface removal shall be performed according to Section 440. Construction of butt joints shall not begin prior to beginning general operations on the project.

When butt joints are to be constructed under traffic, temporary ramps shall be constructed and maintained at both the upstream and downstream ends of the surface removal areas immediately upon completion of the surface removal operation. The temporary ramps shall be constructed by the following methods.

- (a) Temporary Bituminous Ramps. Temporary bituminous ramps shall have a minimum taper rate of 1:40 (V:H). The bituminous material used shall meet the approval of the Engineer. Cold-milled bituminous tailings will not be acceptable.
- (b) Temporary Rubber Ramps. Temporary rubber ramps shall only be used on roadways with permanent posted speeds of 55 mph or less. The ramps shall have a minimum taper rate of 1:30 (V:H). The leading edge of the rubber ramp shall have a maximum thickness of 6 mm (1/4 in.) and the trailing edge shall match the height of the adjacent pavement ± 6 mm (1/4 in.).

The rubber material shall conform to the following.

Property	Test Method	Requirement
Durometer Hardness, Shore A	ASTM D 2240	80 ±10
Tensile Strength	ASTM D 412	5500 kPa (800 psi) min.
Elongation, percent	ASTM D 412	100 min.
Specific Gravity	ASTM D 297	1.1-1.3
Brittleness	ASTM D 746	-40 °C (-40 °F)

The rubber ramps shall be installed according to the manufacturer's specifications and fastened with the anchors provided. Rubber ramps that fail to stay in place or create a traffic hazard shall be replaced immediately with temporary bituminous ramps at the Contractor's expense.

The temporary ramps shall be removed just prior to placing the proposed surface course. If work is suspended for the winter season prior to completion of surface course construction, precut butt joints shall be filled to the elevation of the existing pavement surface with compacted bituminous concrete surface course or binder course."

CONCRETE ADMIXTURES (BDE)

Effective: January 1, 2003

Revised: July 1, 2004

Revise Article 1020.05(b) of the Standard Specifications to read:

"(b) Admixtures. Except as specified, the use of admixtures to increase the workability or to accelerate the hardening of the concrete will be permitted only when approved in writing by the Engineer. The Department will maintain an Approved List of Concrete Admixtures. When the Department permits the use of a calcium chloride accelerator, it shall be according to Article 442.02, Note 5.

When the atmosphere or concrete temperature is 18 °C (65 °F) or higher, a retarding admixture meeting the requirements of Article 1021.03 shall be used in the Class BD Concrete and portland cement concrete bridge deck overlays. The amount of retarding admixture to be used will be determined by the Engineer. The proportions of the ingredients of the concrete shall be the same as without the retarding admixture except that the amount of mixing water shall be reduced, as may be necessary, in order to maintain the consistency of the concrete as required. In addition, a high range water-reducing admixture shall be used in Class BD Concrete. The amount of high range water-reducing admixture will be determined by the Engineer. At the option of the Contractor, a water-reducing admixture may be used. Type I cement shall be used.

For Class PC and PS Concrete, a retarding admixture may be added to the concrete mixture when the concrete temperature is 18 °C (65 °F) or higher. Other admixtures may be used when approved by the Engineer, or if specified by the contract. If an accelerating admixture is permitted by the Engineer, it shall be the non-chloride type.

At the Contractor's option, admixtures in addition to an air-entraining admixture may be used for Class PP-1 concrete. The accelerator shall be the non-chloride type. If a water-reducing or retarding admixture is used, the cement factor may be reduced a maximum 18 kg/cu m (0.30 hundredweight/cu yd). If a high range water-reducing admixture is used, the cement factor may be reduced a maximum 36 kg/cu m (0.60 hundredweight/cu yd). Cement factor reductions shall not be cumulative when using multiple admixtures. An accelerator shall always be added prior to a high range water-reducing admixture, if both are used.

If Class C fly ash or ground granulated blast-furnace slag is used in Class PP-1 concrete, a water-reducing or high range water-reducing admixture shall be used.

However, the cement factor shall not be reduced if a water-reducing, retarding, or high range water-reducing admixture is used. In addition, an accelerator shall not be used.

For Class PP-2 or PP-3 concrete, a non-chloride accelerator followed by a high range water-reducing admixture shall be used, in addition to the air-entraining admixture. For Class PP-3 concrete, the non-chloride accelerator shall be calcium nitrite.

For Class PP-2 or PP-3 concrete, the Contractor has the option to use a water-reducing admixture. A retarding admixture shall not be used unless approved by the Engineer. A water-reducing, retarding, or high range water-reducing admixture shall not be used to reduce the cement factor.

When the air temperature is less than 13 °C (55 °F) for Class PP-1 or PP-2 concrete, the non-chloride accelerator shall be calcium nitrite.

For Class PP-4 concrete, a high range water-reducing admixture shall be used in addition to the air-entraining admixture. The Contractor has the option to use a water-reducing admixture. An accelerator shall not be used. For stationary or truck mixed concrete, a retarding admixture shall be used to allow for haul time. The Contractor has the option to use a mobile portland cement concrete plant according to Article 1103.04, but a retarding admixture shall not be used unless approved by the Engineer. A water-reducing, retarding, or high range water-reducing admixture shall not be used to reduce the cement factor.

If the Department specifies a calcium chloride accelerator for Class PP-1 concrete, the maximum chloride dosage shall be 1.0 L (1.0 quart) of solution per 45 kg (100 lb) of cement. The dosage may be increased to a maximum 2.0 L (2.0 quarts) per 45 kg (100 lb) of cement if approved by the Engineer. If the Department specifies a calcium chloride accelerator for Class PP-2 concrete, the maximum chloride dosage shall be 1.3 L (1.3 quarts) of solution per 45 kg (100 lb) of cement. The dosage may be increased to a maximum 2.6 L (2.6 quarts) per 45 kg (100 lb) of cement if approved by the Engineer.

For Class PV, MS, SI, RR, SC and SH concrete, at the option of the Contractor, or when specified by the Engineer, a water-reducing admixture or a retarding admixture may be used. The amount of water-reducing admixture or retarding admixture permitted will be determined by the Engineer. The air-entraining admixture and other admixtures shall be added to the concrete separately, and shall be permitted to intermingle only after they have separately entered the concrete batch. The sequence, method and equipment for adding the admixtures shall be approved by the Engineer. The water-reducing admixture shall not delay the initial set of the concrete by more than one hour. Type I cement shall be used.

When a water-reducing admixture is added, a cement factor reduction of up to 18 kg/cu m (0.30 hundredweight/cu yd), from the concrete designed for a specific slump without the admixture, will be permitted for Class PV, MS, SI, RR, SC and SH concrete. When an approved high range water-reducing admixture is used, a cement factor reduction of up to 36 kg/cu m (0.60 hundredweight/cu yd), from a specific water cement/ratio without the admixture, will be permitted based on a 14 percent minimum

water reduction. This is applicable to Class PV, MS, SI, RR, SC and SH concrete. A cement factor below 320 kg/cu m (5.35 hundredweight/cu yd) will not be permitted for Class PV, MS, SI, RR, SC and SH concrete. A cement factor reduction will not be allowed for concrete placed underwater. Cement factor reductions shall not be cumulative when using multiple admixtures.

For use of admixtures to control concrete temperature, refer to Articles 1020.14(a) and 1020.14(b).

The maximum slumps given in Table 1 may be increased to 175 mm (7 in.) when a high range water-reducing admixture is used for all classes of concrete except Class PV and PP.”

Revise Section 1021 of the Standard Specifications to read:

“SECTION 1021. CONCRETE ADMIXTURES”

1021.01 General. Admixtures shall be furnished in liquid form ready for use. The admixtures may be delivered in the manufacturer's original containers, bulk tank trucks or such containers or tanks as are acceptable to the Engineer. Delivery shall be accompanied by a ticket which clearly identifies the manufacturer and trade name of the material. Containers shall be readily identifiable to the satisfaction of the Engineer as to manufacturer and trade name of the material they contain.

Prior to inclusion of a product on the Department's Approved List of Concrete Admixtures, the manufacturer shall submit a report prepared by an independent laboratory accredited by the AASHTO Accreditation Program. The report shall show the results of physical tests conducted no more than five years prior to the time of submittal, according to applicable specifications.

Tests shall be conducted using materials and methods specified on a "test" concrete and a "reference" concrete, together with a certification that no changes have been made in the formulation of the material since the performance of the tests. Per the manufacturer's option, the cement content for all required tests shall either be according to applicable specifications or 335 kg/cu m (5.65 cwt/cu yd). Compressive strength test results for six months and one year will not be required.

In addition to the report, the manufacturer shall submit AASHTO T 197 water content and set time test results on the standard cement used by the Department. The test and reference concrete mixture shall contain a cement content of 335 kg/cu m (5.65 cwt/cu yd). The manufacturer may select their lab or an independent lab to perform this testing. The laboratory is not required to be accredited by the AASHTO Accreditation Program.

Prior to the approval of an admixture, the Engineer may conduct all or part of the applicable tests on a sample that is representative of the material to be furnished. The test and reference concrete mixtures tested by the Engineer will contain a cement content of 335 kg/cu m (5.65 cwt/cu yd). For freeze-thaw testing, the Department will perform the test according to Illinois Modified AASHTO T 161, Procedure B.

The manufacturer shall include in the submittal the following information according to ASTM C 494; the average and manufacturing range of specific gravity, the average and manufacturing range of solids in the solution, and the average and manufacturing range of pH. The submittal shall also include an infrared spectrophotometer trace no more than five years old.

When test results are more than seven years old, the manufacturer shall re-submit the infrared spectrophotometer trace and the report prepared by an independent laboratory accredited by the AASHTO Accreditation Program.

All admixtures, except chloride-based accelerators, shall contain no more than 0.3 percent chloride by mass (weight).

1021.02 Air-Entraining Admixtures. Air-entraining admixtures shall conform to the requirements of AASHTO M 154.

If the manufacturer certifies that the air-entraining admixture is an aqueous solution of Vinsol resin that has been neutralized with sodium hydroxide (caustic soda), testing for compliance with the requirements may be waived by the Engineer. In the certification, the manufacturer shall show complete information with respect to the formulation of the solution, including the number of parts of Vinsol resin to each part of sodium hydroxide. Before the approval of its use is granted, the Engineer will test the solution for its air-entraining quality in comparison with a solution prepared and kept for that purpose.

1021.03 Retarding and Water-Reducing Admixtures. The admixture shall comply with the following requirements:

- (a) The retarding admixture shall comply with the requirements of AASHTO M 194, Type B (retarding) or Type D (water-reducing and retarding).
- (b) The water-reducing admixture shall comply with the requirements of AASHTO M 194, Type A.
- (c) The high range water-reducing admixture shall comply with the requirements of AASHTO M 194, Type F (high range water-reducing) or Type G (high range water-reducing and retarding).

When a Type F or Type G high range water-reducing admixture is used, water-cement ratios shall be a minimum of 0.32.

Type F or Type G admixtures may be used, subject to the following restrictions:

For Class MS, SI, RR, SC and SH concrete, the water-cement ratio shall be a maximum of 0.44.

The Type F or Type G admixture shall be added at the jobsite unless otherwise directed by the Engineer. The initial slump shall be a minimum of 40 mm (1 1/2 in.) prior to addition of the Type F or Type G admixture, except as approved by the Engineer.

When a Type F or Type G admixture is used, retempering with water or with a Type G admixture will not be allowed. An additional dosage of a Type F admixture, not to exceed 40 percent of the original dosage, may be used to retemper concrete once, provided set time is not unduly affected. A second retempering with a Type F admixture may be used for all classes of concrete except Class PP and SC, provided that the dosage does not exceed the dosage used for the first retempering, and provided that the set time is not unduly affected. No further retempering will be allowed.

Air tests shall be performed after the addition of the Type F or Type G admixture.

1021.04 Set Accelerating Admixtures. The admixture shall comply with the requirements of AASHTO M 194, Type C (accelerating) or Type E (water reducing and accelerating)”

CORRUGATED METAL PIPE CULVERTS (BDE)

Effective: August 1, 2003

Revised: July 1, 2004

Revise the fourth paragraph of Article 542.04(d) of the Standard Specifications to read:

“When corrugated steel or aluminum alloy culvert pipe (including bituminous coated steel or aluminum and pre-coated steel) is used, the pipe shall be placed such that the longitudinal lap is placed at the sides and separate sections of pipe shall be joined with a hugger-type band. When the pipes are fabricated with a smooth sleeve-type coupler, the gasket shall meet the requirements of Article 1006.01.”

Add the following paragraph after the first paragraph of Article 1006.01 of the Standard Specifications:

“Round pipes 1200 mm (48 in.) in diameter and smaller may be fabricated with a smooth sleeve-type coupler. Gasket material on the smooth sleeve-type coupler shall be polyisoprene or equal with a durometer hardness of 45 ± 5 (ASTM D 2240, Shore A). Pipe used with smooth sleeve-type couplers shall contain a homing mark that indicates when the joint is tight. The homing mark shall consist of a painted stripe around the circumference of the male end of the pipe.”

Delete the last sentence of the first paragraph of Article 1006.01(a) of the Standard Specifications.

Add the following paragraph after the first paragraph of Article 1006.03 of the Standard Specifications:

“Round pipes 1200 mm (48 in.) in diameter and smaller may be fabricated with a smooth sleeve-type coupler. Gasket material on the smooth sleeve-type coupler shall be polyisoprene or equal with a durometer hardness of 45 ± 5 (ASTM D 2240, Shore A). Pipe used with smooth sleeve-type couplers shall contain a homing mark that indicates when the joint is tight. The homing mark shall consist of a painted stripe around the circumference of the male end of the pipe.”

CURING AND PROTECTION OF CONCRETE CONSTRUCTION (BDE)

Effective: January 1, 2004

Revised: November 1, 2005

Revise the second and third sentences of the eleventh paragraph of Article 503.06 of the Standard Specifications to read:

“Forms on substructure units shall remain in place at least 24 hours. The method of form removal shall not result in damage to the concrete.”

Delete the twentieth paragraph of Article 503.22 of the Standard Specifications.

Revise the “Unit Price Adjustments” table of Article 503.22 of the Standard Specifications to read:

“UNIT PRICE ADJUSTMENTS	
Type of Construction	Percent Adjustment in Unit Price
For concrete in substructures, culverts (having a waterway opening of more than 1 sq m (10 sq ft)), pump houses, and retaining walls (except concrete pilings, footings and foundation seals):	
When protected by: Protection Method II	115%
Protection Method I	110%
For concrete in superstructures:	
When protected by: Protection Method II	123%
Protection Method I	115%
For concrete in footings:	
When protected by: Protection Method I, II or III	107%
For concrete in slope walls:	
When protected by: Protection Method I	107%”

Delete the fourth paragraph of Article 504.05(a) of the Standard Specifications.

Revise the second and third sentences of the fifth paragraph of Article 504.05(a) of the Standard Specifications to read:

“All test specimens shall be cured with the units according to Article 1020.13.”

Revise the first paragraph of Article 504.06(c)(6) of the Standard Specifications to read:

“Curing and Low Air Temperature Protection. The curing and protection for precast, prestressed concrete members shall be according to Article 1020.13 and this Article.”

Revise the first sentence of the second paragraph of Article 504.06(c)(6) of the Standard Specifications to read:

“For curing, air vents shall be in place and shall be so arranged that no water can enter the void tubes during the curing of the members.”

Revise the first sentence of the third paragraph of Article 504.06(c)(6) of the Standard Specifications to read:

“As soon as each member is finished, the concrete shall be covered with curing material according to Article 1020.13.”

Revise the eighth paragraph of Article 504.06(c)(6) of the Standard Specifications to read:

“The prestressing force shall not be transferred to any member before the concrete has attained the compressive strength of 28,000 kPa (4000 psi) or other higher compressive release strength specified on the plans, as determined from tests of 150 mm (6 in.) by 300 mm (12 in.) cylinders cured with the member according to Article 1020.13. Members shall not be shipped until 28-day strengths have been attained and members have a yard age of at least 4 days.”

Delete the third paragraph of Article 512.03(a) of the Standard Specifications.

Delete the last sentence of the second paragraph of Article 512.04(d) of the Standard Specifications.

Revise the “Index Table of Curing and Protection of Concrete Construction” table of Article 1020.13 of the Standard Specifications to read:

“INDEX TABLE OF CURING AND PROTECTION OF CONCRETE CONSTRUCTION			
TYPE OF CONSTRUCTION	CURING METHODS	CURING PERIOD DAYS	LOW AIR TEMPERATURE PROTECTION METHODS
Cast-in-Place Concrete: ^{11/}			
Pavement			
Shoulder	1020.13(a)(1)(2)(3)(4)(5) ^{3/ 5/}	3	1020.13(c)
Base Course			
Base Course Widening	1020.13(a)(1)(2)(3)(4)(5) ^{1/ 2/}	3	1020.13(c)
Driveway			
Median			
Curb			
Gutter	1020.13(a)(1)(2)(3)(4)(5) ^{4/ 5/}	3	1020.13(c) ^{16/}
Curb and Gutter			
Sidewalk			
Slope Wall			
Paved Ditch			
Catch Basin			
Manhole	1020.13(a)(1)(2)(3)(4)(5) ^{4/}	3	1020.13(c)
Inlet			
Valve Vault			
Pavement Patching	1020.13(a)(1)(2)(3)(4)(5) ^{2/}	3 ^{12/}	1020.13(c)
Pavement Replacement	1020.13(a)(1)(2)(3)(4)(5) ^{1/ 2/}	3	442.06(h) and 1020.13(c)
Railroad Crossing	1020.13(a)(3)(5)	1	1020.13(c)
Piles	1020.13(a)(3)(5)	7	1020.13(e)(1)(2)(3)
Footings			
Foundation Seals	1020.13(a)(1)(2)(3)(4)(5) ^{4/ 6/}	7	1020.13(e)(1)(2)(3)
Substructure	1020.13(a)(1)(2)(3)(4)(5) ^{1/ 7/}	7	1020.13(e)(1)(2)(3)
Superstructure (except deck)	1020.13(a)(1)(2)(3)(5) ^{8/}	7	1020.13(e)(1)(2)
Deck	1020.13(a)(5)	7	1020.13(e)(1)(2) ^{17/}
Retaining Walls	1020.13(a)(1)(2)(3)(4)(5) ^{1/ 7/}	7	1020.13(e)(1)(2)
Pump Houses	1020.13(a)(1)(2)(3)(4)(5) ^{1/}	7	1020.13(e)(1)(2)
Culverts	1020.13(a)(1)(2)(3)(4)(5) ^{4/ 6/}	7	1020.13(e)(1)(2) ^{18/}
Other Incidental Concrete	1020.13(a)(1)(2)(3)(5)	3	1020.13(c)
Precast Concrete: ^{11/}			
Bridge Beams			
Piles			
Bridge Slabs	1020.13(a)(3)(5) ^{9/ 10/}	As required. ^{13/}	504.06(c)(6), 1020.13(e)(2) ^{19/}
Nelson Type Structural Member			
All Other Precast Items	1020.13(a)(3)(4)(5) ^{2/ 9/ 10/}	As required. ^{14/}	504.06(c)(6), 1020.13(e)(2) ^{19/}
Precast, Prestressed Concrete: ^{11/}			
All Items	1020.13(a)(3)(5) ^{9/ 10/}	Until strand tensioning is released. ^{15/}	504.06(c)(6), 1020.13(e)(2) ^{19/}

Notes-General:

- 1/ Type I, membrane curing only
- 2/ Type II, membrane curing only
- 3/ Type III, membrane curing only
- 4/ Type I, II and III membrane curing
- 5/ Membrane curing will not be permitted between November 1 and April 15.
- 6/ The use of water to inundate footings, foundation seals or the bottom slab of culverts is permissible when approved by the Engineer, provided the water temperature can be maintained at 7 °C (45 °F) or higher.
- 7/ Asphalt Emulsion for Waterproofing may be used in lieu of other curing methods when specified and permitted according to Article 503.18.
- 8/ On non-traffic surfaces which receive protective coat according to Article 503.19, a linseed oil emulsion curing compound may be used as a substitute for protective coat and other curing methods. The linseed emulsion curing compound will be permitted between April 16 and October 31 of the same year, provided it is applied with a mechanical sprayer according to Article 1101.09 (b), and meets the material requirements of Article 1022.07.
- 9/ Steam curing (heat and moisture) is acceptable and shall be accomplished by the method specified in Article 504.06(c)(6).
- 10/ A moist room according to AASHTO M 201 is acceptable for curing.
- 11/ If curing is required and interrupted because of form removal for cast-in-place concrete items, precast concrete products, or precast prestressed concrete products, the curing shall be resumed within two hours from the start of the form removal.
- 12/ Curing maintained only until opening strength is attained, with a maximum curing period of three days.
- 13/ The curing period shall end when the concrete has attained the mix design strength. The producer has the option to discontinue curing when the concrete has attained 80 percent of the mix design strength or after seven days. All strength test specimens shall remain with the units and shall be subjected to the same curing method and environmental condition as the units, until the time of testing.
- 14/ The producer shall determine the curing period or may elect to not cure the product. All strength test specimens shall remain with the units and shall be subjected to the same curing method and environmental condition as the units, until the time of testing.
- 15/ The producer has the option to continue curing after strand release.
- 16/ When structural steel or structural concrete is in place above slope wall, Article 1020.13(c) shall not apply. The protection method shall be according to Article 1020.13(e)(1).
- 17/ When Article 1020.13(e)(2) is used to protect the deck, the housing may enclose only the bottom and sides. The top surface shall be protected according to Article 1020.13(e)(1).
- 18/ For culverts having a waterway opening of 1 sq m (10 sq ft) or less, the culverts may be protected according to Article 1020.13(e)(3).
- 19/ The seven day protection period in the first paragraph of Article 1020.13(e)(2) shall not apply. The protection period shall end when curing is finished. For the third paragraph of Article 1020.13(e)(2), the decrease in temperature shall be according to Article 504.06(c)(6)."

Add the following to Article 1020.13(a) of the Standard Specifications:

“(5) Wetted Cotton Mat Method. After the surface of concrete has been textured or finished, it shall be covered immediately with dry cotton mats. The cotton mats shall be placed in a manner which will not mar the concrete surface. A texture resulting from the cotton mat material is acceptable. The cotton mats shall then be wetted immediately and thoroughly soaked with a gentle spray of water. For bridge decks, a foot bridge shall be used to place and wet the cotton mats.

The cotton mats shall be maintained in a wetted condition until the concrete has hardened sufficiently to place soaker hoses without marring the concrete surface. The soaker hoses shall be placed on top of the cotton mats at a maximum 1.2 m (4 ft) spacing. The cotton mats shall be kept wet with a continuous supply of water for the remainder of the curing period. Other continuous wetting systems may be used if approved by the Engineer.

After placement of the soaker hoses, the cotton mats shall be covered with white polyethylene sheeting or burlap-polyethylene blankets.

For construction items other than bridge decks, soaker hoses or a continuous wetting system will not be required if the alternative method keeps the cotton mats wet. Periodic wetting of the cotton mats is acceptable.

For areas inaccessible to the cotton mats on bridge decks, curing shall be according to Article 1020.13(a)(3).”

Revise the first paragraph of Article 1020.13(c) of the Standard Specifications to read:

“Protection of Portland Cement Concrete, Other Than Structures, From Low Air Temperatures. When the official National Weather Service forecast for the construction area predicts a low of 0 °C (32 °F), or lower, or if the actual temperature drops to 0 °C (32 °F), or lower, concrete less than 72 hours old shall be provided at least the following protection:”

Delete Article 1020.13(d) and Articles 1020.13(d)(1),(2),(3),(4) of the Standard Specifications.

Revise the first five paragraphs of Article 1020.13(e) of the Standard Specifications to read:

“Protection of Portland Cement Concrete Structures From Low Air Temperatures. When the official National Weather Service Forecast for the construction area predicts a low below 7 °C (45 °F), or if the actual temperature drops below 7 °C (45 °F), concrete less than 72 hours old shall be provided protection. Concrete shall also be provided protection when placed during the winter period of December 1 through March 15. Concrete shall not be placed until the materials, facilities, and equipment for protection are approved by the Engineer.

When directed by the Engineer, the Contractor may be required to place concrete during the winter period. If winter construction is specified, the Contractor shall proceed with the construction, including concrete, excavation, pile driving, steel erection, and all

appurtenant work required for the complete construction of the item, except at times when weather conditions make such operations impracticable.

Regardless of the precautions taken, the Contractor shall be responsible for protection of the concrete placed and any concrete damaged by cold temperatures shall be removed and replaced at no additional cost to the Department.”

Add the following at the end of the third paragraph of Article 1020.13(e)(1) of the Standard Specifications:

“The Contractor shall provide means for checking the temperature of the surface of the concrete during the protection period.”

Revise the second sentence of the first paragraph of Article 1020.13(e)(2) of the Standard Specifications to read:

“The Contractor shall provide means for checking the temperature of the surface of the concrete or air temperature within the housing during the protection period.”

Delete the last sentence of the first paragraph of Article 1020.13(e)(3) of the Standard Specifications.

Add the following Article to Section 1022 of the Standard Specifications:

“1022.06 Cotton Mats. Cotton mats shall consist of a cotton fill material, minimum 400 g/sq m (11.8 oz/sq yd), covered with unsized cloth or burlap, minimum 200 g/sq m (5.9 oz/sq yd), and be tufted or stitched to maintain stability.

Cotton mats shall be in a condition satisfactory to the Engineer. Any tears or holes in the mats shall be repaired.”

Add the following Article to Section 1022 of the Standard Specifications:

“1022.07 Linseed Oil Emulsion Curing Compound. Linseed oil emulsion curing compound shall be composed of a blend of boiled linseed oil and high viscosity, heavy bodied linseed oil emulsified in a water solution. The curing compound shall meet the requirements of a Type I according to Article 1022.01, except the drying time requirement will be waived. The oil phase shall be 50 ± 4 percent by volume. The oil phase shall consist of 80 percent by mass (weight) boiled linseed oil and 20 percent by mass (weight) Z-8 viscosity linseed oil. The water phase shall be 50 ± 4 percent by volume.”

Revise Article 1020.14 of the Standard Specifications to read:

“1020.14 Temperature Control for Placement. Temperature control for concrete placement shall be according to the following.

- (a) Temperature Control other than Structures. The temperature of the concrete immediately before placement shall be a minimum of 10 °C (50 °F) and a maximum of

32 °C (90 °F). Aggregates and/or water shall be heated or cooled as necessary to produce concrete within these temperature limits.

When the temperature of the plastic concrete reaches 30 °C (85 °F), an approved retarding admixture shall be used or the approved water reducing admixture in use shall have its dosage increased by 50 percent over the dosage recommended on the Department's Approved List of Concrete Admixtures for the temperature experienced. The amount of retarding admixture to be used will be determined by the Engineer. This requirement may be waived by the Engineer when fly ash compensated mixtures are used.

Plastic concrete temperatures up to 35 °C (96 °F), as placed, may be permitted provided job site conditions permit placement and finishing without excessive use of water on and/or overworking of the surface. The occurrence within 24 hours of unusual surface distress shall be cause to revert to a maximum 32 °C (90 °F) plastic concrete temperature.

Concrete shall not be placed when the air temperature is below 5 °C (40 °F) and falling or below 2 °C (35 °F), without permission of the Engineer. When placing of concrete is authorized during cold weather, the Engineer may require the water and/or the aggregates to be heated to between 20 °C (70 °F) and 65 °C (150 °F). The aggregates may be heated by either steam or dry heat prior to being placed in the mixer. The apparatus used shall heat the mass uniformly and shall be so arranged as to preclude the possible occurrence of overheated areas which might damage the materials. No frozen aggregates shall be used in the concrete.

For pavement patching, refer to Article 442.06(e) for additional information on temperature control for placement.

- (b) Temperature Control for Structures. The temperature of the concrete, as placed in the forms, shall be a minimum of 10 °C (50 °F) and a maximum of 32 °C (90 °F). Aggregates and/or water shall be heated or cooled as necessary to produce concrete within these temperature limits. When insulated forms are used, the temperature of the concrete mixture shall not exceed 25 °C (80 °F). If the Engineer determines that heat of hydration might cause excessive temperatures in the concrete, the concrete shall be placed at a temperature between 10 °C (50 °F) and 15 °C (60 °F). When concrete is placed in contact with previously placed concrete, the temperature of the concrete may be increased as required to offset anticipated heat loss.

Concrete shall not be placed when the air temperature is below 7 °C (45 °F) and falling or below 4 °C (40 °F), without permission of the Engineer. When placing of concrete is authorized during cold weather, the Engineer may require the water and/or the aggregates to be heated to between 20 °C (70 °F) and 65 °C (150 °F). The aggregates may be heated by either steam or dry heat prior to being placed in the mixer. The apparatus used shall heat the mass uniformly and shall be so arranged as to preclude the possible occurrence of overheated areas which might damage the materials. No frozen aggregates shall be used in the concrete.

When the temperature of the plastic concrete reaches 30 °C (85 °F), an approved retarding admixture shall be used or the approved water reducing admixture in use shall have its dosage increased by 50 percent over the dosage recommended on the Department's Approved List of Concrete Admixtures for the temperature experienced. The amount of retarding admixture to be used will be determined by the Engineer. This requirement may be waived by the Engineer when fly ash compensated mixtures are used.

- (c) Temperature. The concrete temperature shall be determined according to ASTM C 1064.”

DISADVANTAGED BUSINESS ENTERPRISE PARTICIPATION

Effective: September 1, 2000

Revised: June 22, 2005

FEDERAL OBLIGATION. The Department of Transportation, as a recipient of federal financial assistance, is required to take all necessary and reasonable steps to ensure nondiscrimination in the award and administration of contracts. Consequently, the federal regulatory provisions of 49 CFR part 26 apply to this contract concerning the utilization of disadvantaged business enterprises. For the purposes of this Special Provision, a disadvantaged business enterprise (DBE) means a business certified by the Department in accordance with the requirements of 49 CFR part 26 and listed in the DBE Directory or most recent addendum.

STATE OBLIGATION. This Special Provision will also be used by the Department to satisfy the requirements of the Business Enterprise for Minorities, Females, and Persons with Disabilities Act, 30 ILCS 575. When this Special Provision is used to satisfy state law requirements on 100% state-funded contracts, the federal government has no involvement in such contracts (not a federal-aid contract) and no responsibility to oversee the implementation of this Special Provision by the Department on those contracts. DBE participation on 100% state-funded contracts will not be credited toward fulfilling the Department's annual overall DBE goal required by the US Department of Transportation to comply with the federal DBE program requirements.

CONTRACTOR ASSURANCE. The Contractor makes the following assurance and agrees to include the assurance in each subcontract that the Contractor signs with a subcontractor:

The Contractor, subrecipient, or subcontractor shall not discriminate on the basis of race, color, national origin, or sex in the performance of this contract. The Contractor shall carry out applicable requirements of 49 CFR part 26 in the award and administration of contracts funded in whole or in part with federal or state funds. Failure by the Contractor to carry out these requirements is a material breach of this contract, which may result in the termination of this contract or such other remedy as the recipient deems appropriate.

OVERALL GOAL SET FOR THE DEPARTMENT. As a requirement of compliance with 49 CFR part 26, the Department has set an overall goal for DBE participation in its federally assisted contracts. That goal applies to all federal-aid funds the Department will expend in its federally assisted contracts for the subject reporting fiscal year. The Department is required to make a good faith effort to achieve the overall goal. The dollar amount paid to all approved DBE firms performing work called for in this contract is eligible to be credited toward fulfillment of the Department's overall goal.

CONTRACT GOAL TO BE ACHIEVED BY THE CONTRACTOR. This contract includes a specific DBE utilization goal established by the Department. The goal has been included because the Department has determined that the work of this contract has subcontracting opportunities that may be suitable for performance by DBE companies. This determination is based on an assessment of the type of work, the location of the work, and the availability of DBE companies to do a part of the work. The assessment indicates that, in the absence of unlawful discrimination, and in an arena of fair and open competition, DBE companies can be expected to perform 9.0% of the work. This percentage is set as the DBE participation goal for this contract. Consequently, in addition to the other award criteria established for this contract, the Department will award this contract to a bidder who makes a good faith effort to meet this goal of DBE participation in the performance of the work. A bidder makes a good faith effort for award consideration if either of the following is done in accordance with the procedures set forth in this Special Provision:

- (a) The bidder documents that firmly committed DBE participation has been obtained to meet the goal; or
- (b) The bidder documents that a good faith effort has been made to meet the goal, even though the effort did not succeed in obtaining enough DBE participation to meet the goal.

DBE LOCATOR REFERENCES. Bidders may consult the DBE Directory as a reference source for DBE companies certified by the Department. In addition, the Department maintains a letting and item specific DBE locator information system whereby DBE companies can register their interest in providing quotes on particular bid items advertised for letting. Information concerning DBE companies willing to quote work for particular contracts may be obtained by contacting the Department's Bureau of Small Business Enterprises at telephone number (217)785-4611, or by visiting the Department's web site at www.dot.il.gov.

BIDDING PROCEDURES. Compliance with the bidding procedures of this Special Provision is required prior to the award of the contract and the failure of the as-read low bidder to comply will render the bid not responsive.

- (a) In order to assure the timely award of the contract, the as-read low bidder shall submit a Disadvantaged Business Utilization Plan on Department form SBE 2026 within seven (7) working days after the date of letting. To meet the seven (7) day requirement, the bidder may send the Plan by certified mail or delivery service within the seven (7) working day period. If a question arises concerning the mailing date of a Plan, the mailing date will be established by the U.S. Postal Service postmark on the original certified mail receipt from the U.S. Postal Service or the receipt issued by a delivery service. It is the responsibility of the bidder to ensure that the postmark or receipt date is affixed within the seven (7) working days if the bidder intends to rely upon mailing or delivery to satisfy the submission day requirement. The Plan is to be submitted to the Department of Transportation, Bureau of Small Business Enterprises, Contract Compliance Section, 2300 South Dirksen Parkway, Room 319, Springfield, Illinois 62764 (Telefax: (217)785-1524). It is the responsibility of the bidder to obtain confirmation of telefax delivery. The Department will not accept a Utilization Plan if it does not meet the seven (7) day submittal requirement and the bid will be declared not responsive. In the event the bid is declared not responsive due to a failure to submit a Plan or failure to comply with the

bidding procedures set forth herein, the Department may elect to cause the forfeiture of the penal sum of the bidder's proposal guaranty, and may deny authorization to bid the project if re-advertised for bids. The Department reserves the right to invite any other bidder to submit a Utilization Plan at any time for award consideration or to extend the time for award.

- (b) The Utilization Plan shall indicate that the bidder either has obtained sufficient DBE participation commitments to meet the contract goal or has not obtained enough DBE participation commitments in spite of a good faith effort to meet the goal. The Utilization Plan shall further provide the name, telephone number, and telefax number of a responsible official of the bidder designated for purposes of notification of plan approval or disapproval under the procedures of this Special Provision.
- (c) The Utilization Plan shall include a DBE Participation Commitment Statement, Department form SBE 2025, for each DBE proposed for the performance of work to achieve the contract goal. The signatures on these forms must be original signatures. All elements of information indicated on the said form shall be provided, including but not limited to the following:
 - (1) The name and address of each DBE to be used;
 - (2) A description, including pay item numbers, of the commercially useful work to be done by each DBE;
 - (3) The price to be paid to each DBE for the identified work specifically stating the quantity, unit price, and total subcontract price for the work to be completed by the DBE. If partial pay items are to be performed by the DBE, indicate the portion of each item, a unit price where appropriate and the subcontract price amount;
 - (4) A commitment statement signed by the bidder and each DBE evidencing availability and intent to perform commercially useful work on the project; and
 - (5) If the bidder is a joint venture comprised of DBE firms and non-DBE firms, the plan must also include a clear identification of the portion of the work to be performed by the DBE partner(s).
- (d) The contract will not be awarded until the Utilization Plan submitted by the bidder is approved. The Utilization Plan will be approved by the Department if the Plan commits sufficient commercially useful DBE work performance to meet the contract goal. The Utilization Plan will not be approved by the Department if the Plan does not commit sufficient DBE performance to meet the contract goal unless the bidder documents that it made a good faith effort to meet the goal. The good faith procedures of Section VIII of this special provision apply. If the Utilization Plan is not approved because it is deficient in a technical matter, unless waived by the Department, the bidder will be notified and will be allowed no less than a five (5) working day period in order to cure the deficiency.

CALCULATING DBE PARTICIPATION. The Utilization Plan values represent work anticipated to be performed and paid for upon satisfactory completion. The Department is only able to count toward the achievement of the overall goal and the contract goal the value of payments made for the work actually performed by DBE companies. In addition, a DBE must perform a commercially useful function on the contract to be counted. A commercially useful function is generally performed when the DBE is responsible for the work and is carrying out its responsibilities by actually performing, managing, and supervising the work involved. The Department and Contractor are governed by the provisions of 49 CFR part 26.55(c) on questions of commercially useful functions as it affects the work. Specific counting guidelines are provided in 49 CFR part 26.55, the provisions of which govern over the summary contained herein.

- (a) DBE as the Contractor: 100% goal credit for that portion of the work performed by the DBE's own forces, including the cost of materials and supplies. Work that a DBE subcontracts to a non-DBE firm does not count toward the DBE goals.
- (b) DBE as a joint venture Contractor: 100% goal credit for that portion of the total dollar value of the contract equal to the distinct, clearly defined portion of the work performed by the DBE's own forces.
- (c) DBE as a subcontractor: 100% goal credit for the work of the subcontract performed by the DBE's own forces, including the cost of materials and supplies, excluding the purchase of materials and supplies or the lease of equipment by the DBE subcontractor from the prime Contractor or its affiliates. Work that a DBE subcontractor in turn subcontracts to a non-DBE firm does not count toward the DBE goal.
- (d) DBE as a trucker: 100% goal credit for trucking participation provided the DBE is responsible for the management and supervision of the entire trucking operation for which it is responsible. At least one truck owned, operated, licensed, and insured by the DBE must be used on the contract. Credit will be given for the full value of all such DBE trucks operated using DBE employed drivers. Goal credit will be limited to the value of the reasonable fee or commission received by the DBE if trucks are leased from a non-DBE company.
- (e) DBE as a material supplier:
 - (1) 60% goal credit for the cost of the materials or supplies purchased from a DBE regular dealer.
 - (2) 100% goal credit for the cost of materials or supplies obtained from a DBE manufacturer.
 - (3) 100% credit for the value of reasonable fees and commissions for the procurement of materials and supplies if not a regular dealer or manufacturer.

GOOD FAITH EFFORT PROCEDURES. If the bidder cannot obtain sufficient DBE commitments to meet the contract goal, the bidder must document in the Utilization Plan the good faith efforts made in the attempt to meet the goal. This means that the bidder must show that all necessary and reasonable steps were taken to achieve the contract goal. Necessary

and reasonable steps are those which could reasonably be expected to obtain sufficient DBE participation. The Department will consider the quality, quantity, and intensity of the kinds of efforts that the bidder has made. Mere *pro forma* efforts are not good faith efforts; rather, the bidder is expected to have taken those efforts that would be reasonably expected of a bidder actively and aggressively trying to obtain DBE participation sufficient to meet the contract goal.

- (a) The following is a list of types of action that the Department will consider as part of the evaluation of the bidder's good faith efforts to obtain participation. These listed factors are not intended to be a mandatory checklist and are not intended to be exhaustive. Other factors or efforts brought to the attention of the Department may be relevant in appropriate cases, and will be considered by the Department.
- (1) Soliciting through all reasonable and available means (e.g. attendance at pre-bid meetings, advertising and/or written notices) the interest of all certified DBE companies that have the capability to perform the work of the contract. The bidder must solicit this interest within sufficient time to allow the DBE companies to respond to the solicitation. The bidder must determine with certainty if the DBE companies are interested by taking appropriate steps to follow up initial solicitations.
 - (2) Selecting portions of the work to be performed by DBE companies in order to increase the likelihood that the DBE goals will be achieved. This includes, where appropriate, breaking out contract work items into economically feasible units to facilitate DBE participation, even when the prime Contractor might otherwise prefer to perform these work items with its own forces.
 - (3) Providing interested DBE companies with adequate information about the plans, specifications, and requirements of the contract in a timely manner to assist them in responding to a solicitation.
 - (4) a. Negotiating in good faith with interested DBE companies. It is the bidder's responsibility to make a portion of the work available to DBE subcontractors and suppliers and to select those portions of the work or material needs consistent with the available DBE subcontractors and suppliers, so as to facilitate DBE participation. Evidence of such negotiation includes the names, addresses, and telephone numbers of DBE companies that were considered; a description of the information provided regarding the plans and specifications for the work selected for subcontracting; and evidence as to why additional agreements could not be reached for DBE companies to perform the work.
 - b. A bidder using good business judgment would consider a number of factors in negotiating with subcontractors, including DBE subcontractors, and would take a firm's price and capabilities as well as contract goals into consideration. However, the fact that there may be some additional costs involved in finding and using DBE companies is not in itself sufficient reason for a bidder's failure to meet the contract DBE goal, as long as such costs are reasonable. Also, the ability or desire of a bidder to perform the work of a contract with its own organization does not relieve the bidder of the responsibility to make good faith efforts. Bidders are not, however, required to accept higher quotes from DBE companies if the price difference is excessive or unreasonable.

- (5) Not rejecting DBE companies as being unqualified without sound reasons based on a thorough investigation of their capabilities. The bidder's standing within its industry, membership in specific groups, organizations, or associations and political or social affiliations (for example union vs. non-union employee status) are not legitimate causes for the rejection or non-solicitation of bids in the bidder's efforts to meet the project goal.
 - (6) Making efforts to assist interested DBE companies in obtaining bonding, lines of credit, or insurance as required by the recipient or Contractor.
 - (7) Making efforts to assist interested DBE companies in obtaining necessary equipment, supplies, materials, or related assistance or services.
 - (8) Effectively using the services of available minority/women community organizations; minority/women contractors' groups; local, state, and federal minority/women business assistance offices; and other organizations as allowed on a case-by-case basis to provide assistance in the recruitment and placement of DBE companies.
- (b) If the Department determines that the bidder has made a good faith effort to secure the work commitment of DBE companies to meet the contract goal, the Department will award the contract provided that it is otherwise eligible for award. If the Department determines that a good faith effort has not been made, the Department will notify the bidder of that preliminary determination by contacting the responsible company official designated in the Utilization Plan. The preliminary determination shall include a statement of reasons why good faith efforts have not been found, and may include additional good faith efforts that the bidder could take. The notification will designate a five (5) working day period during which the bidder shall take additional efforts. The bidder is not limited by a statement of additional efforts, but may take other action beyond any stated additional efforts in order to obtain additional DBE commitments. The bidder shall submit an amended Utilization Plan if additional DBE commitments to meet the contract goal are secured. If additional DBE commitments sufficient to meet the contract goal are not secured, the bidder shall report the final good faith efforts made in the time allotted. All additional efforts taken by the bidder will be considered as part of the bidder's good faith efforts. If the bidder is not able to meet the goal after taking additional efforts, the Department will make a pre-final determination of the good faith efforts of the bidder and will notify the designated responsible company official of the reasons for an adverse determination.
- (c) The bidder may request administrative reconsideration of a pre-final determination adverse to the bidder within the five (5) working days after the notification date of the determination by delivering the request to the Department of Transportation, Bureau of Small Business Enterprises, Contract Compliance Section, 2300 South Dirksen Parkway, Room 319, Springfield, Illinois 62764 (Telefax: (217)785-1524). Deposit of the request in the United States mail on or before the fifth business day shall not be deemed delivery. The pre-final determination shall become final if a request is not made and delivered. A request may provide additional written documentation and/or argument concerning the issue of whether an adequate good faith effort was made to meet the contract goal. In addition, the request shall be considered a consent by the bidder to extend the time for award. The request will be forwarded to the Department's

Reconsideration Officer. The Reconsideration Officer will extend an opportunity to the bidder to meet in person in order to consider all issues of whether the bidder made a good faith effort to meet the goal. After the review by the Reconsideration Officer, the bidder will be sent a written decision within ten (10) working days after receipt of the request for reconsideration, explaining the basis for finding that the bidder did or did not meet the goal or make adequate good faith efforts to do so. A final decision by the Reconsideration Officer that a good faith effort was made shall approve the Utilization Plan submitted by the bidder and shall clear the contract for award. A final decision that a good faith effort was not made shall render the bid not responsive.

CONTRACT COMPLIANCE. Compliance with this Special Provision is an essential part of the contract. The Department is prohibited by federal regulations from crediting the participation of a DBE included in the Utilization Plan toward either the contract goal or the Department's overall goal until the amount to be applied toward the goals has been paid to the DBE. The following administrative procedures and remedies govern the compliance by the Contractor with the contractual obligations established by the Utilization Plan. After approval of the Plan and award of the contract, the Utilization Plan and individual DBE Participation Statements become part of the contract. If the Contractor did not succeed in obtaining enough DBE participation to achieve the advertised contract goal, and the Utilization Plan was approved and contract awarded based upon a determination of good faith, the total dollar value of DBE work calculated in the approved Utilization Plan as a percentage of the awarded contract value shall become the amended contract goal.

- (a) No amendment to the Utilization Plan may be made without prior written approval from the Department's Bureau of Small Business Enterprises. All requests for amendment to the Utilization Plan shall be submitted to the Department of Transportation, Bureau of Small Business Enterprises, Contract Compliance Section, 2300 South Dirksen Parkway, Room 319, Springfield, Illinois 62764. Telephone number (217) 785-4611. Telefax number (217) 785-1524.
- (b) All work indicated for performance by an approved DBE shall be performed, managed, and supervised by the DBE executing the Participation Statement. The Contractor shall not terminate for convenience a DBE listed in the Utilization Plan and then perform the work of the terminated DBE with its own forces, those of an affiliate or those of another subcontractor, whether DBE or not, without first obtaining the written consent of the Bureau of Small Business Enterprises to amend the Utilization Plan. If a DBE listed in the Utilization Plan is terminated for reasons other than convenience, or fails to complete its work on the contract for any reason, the Contractor shall make good faith efforts to find another DBE to substitute for the terminated DBE. The good faith efforts shall be directed at finding another DBE to perform at least the same amount of work under the contract as the DBE that was terminated, but only to the extent needed to meet the contract goal or the amended contract goal. The Contractor shall notify the Bureau of Small Business Enterprises of any termination for reasons other than convenience, and shall obtain approval for inclusion of the substitute DBE in the Utilization Plan. If good faith efforts following a termination of a DBE for cause are not successful, the Contractor shall contact the Bureau and provide a full accounting of the efforts undertaken to obtain substitute DBE participation. The Bureau will evaluate the good faith efforts in light of all circumstances surrounding the performance status of the contract, and determine whether the contract goal should be amended.

- (c) The Contractor shall maintain a record of payments for work performed to the DBE participants. The records shall be made available to the Department for inspection upon request. After the performance of the final item of work or delivery of material by a DBE and final payment therefor to the DBE by the Contractor, but not later than thirty (30) calendar days after payment has been made by the Department to the Contractor for such work or material, the Contractor shall submit a DBE Payment Report on Department form SBE 2115 to the Regional Engineer. If full and final payment has not been made to the DBE, the Report shall indicate whether a disagreement as to the payment required exists between the Contractor and the DBE or if the Contractor believes that the work has not been satisfactorily completed. If the Contractor does not have the full amount of work indicated in the Utilization Plan performed by the DBE companies indicated in the Plan, the Department will deduct from contract payments to the Contractor the amount of the goal not achieved as liquidated and ascertained damages.
- (d) The Department reserves the right to withhold payment to the Contractor to enforce the provisions of this Special Provision. Final payment shall not be made on the contract until such time as the Contractor submits sufficient documentation demonstrating achievement of the goal in accordance with this Special Provision or after liquidated damages have been determined and collected.
- (e) Notwithstanding any other provision of the contract, including but not limited to Article 109.09 of the Standard Specifications, the Contractor may request administrative reconsideration of a decision to deduct the amount of the goal not achieved as liquidated damages. A request to reconsider shall be delivered to the Contract Compliance Section and shall be handled and considered in the same manner as set forth in paragraph (c) of "Good Faith Effort Procedures" of this Special Provision, except a final decision that a good faith effort was not made during contract performance to achieve the goal agreed to in the Utilization Plan shall be the final administrative decision of the Department.

EPOXY COATING ON REINFORCEMENT (BDE)

Effective: April 1, 1997

Revised: January 1, 2003

For work outside the limits of bridge approach pavement, all references to epoxy coating in the Highway Standards and Standard Specifications for reinforcement, tie bars and chair supports will not apply for pavement, shoulders, curb, gutter, combination curb and gutter and median.

EPOXY PAVEMENT MARKING (BDE)

Effective: January 1, 2001

Revised: August 1, 2003

Revise Article 1095.04(b) of the Standard Specifications to read:

- "(b) The Epoxide Value (WPE) of Component A shall be tested according to ASTM D 1652 on a pigment free basis. The WPE shall not vary more than plus or minus 50 units of the qualification samples."

Revise Article 1095.04(c) of the Standard Specifications to read:

“(c) The Total Amine Value of Component B shall be tested according to ASTM D 2074. The Total Amine Value shall not vary more than plus or minus 50 units of the qualification samples.”

Revise Article 1095.04(g) of the Standard Specifications to read:

“(g) The epoxy pavement marking material, when mixed in the proper mix ratio and applied at 0.35 mm to 0.41 mm (14 to 16 mils) wet film thickness and with the proper saturation of glass spheres, shall exhibit a dry no pick-up time of twenty minutes or less when tested according to ASTM D 711.”

Revise Article 1095.04(m) of the Standard Specifications to read:

“(m) The glass beads meet the requirements of Article 1095.07 and the following:

- (1) The first drop glass beads shall be tested by the standard visual method of large glass spheres adopted by the Department. The beads shall have a silane coating and meet the following sieve requirements.

Sieve Size	U.S. Standard Sieve Number	% Passing (by weight)
1.70 mm	12	95-100
1.40 mm	14	75-95
1.18 mm	16	10-47
1.00 mm	18	0-7
850 µm	20	0-5

- (2) The second drop glass beads shall be Type B.”

Revise the second sentence of the first paragraph of Article 1095.04(n) of the Standard Specifications to read:

“Subject the coated panel for 75 hours to accelerated weathering using the light and water exposure apparatus (fluorescent UV – condensation type) as specified in ASTM G 53 (equipped with UVB-313 lamps).”

EROSION AND SEDIMENT CONTROL DEFICIENCY DEDUCTION (BDE)

Effective: August 1, 2001

Revised: November 1, 2001

When the Engineer is notified or determines an erosion and/or sediment control deficiency(s) exists, he/she will direct the Contractor in writing to correct the deficiency. The Contractor shall then correct the deficiency within 24 hours. The deficiency may be any lack of repair, maintenance, or implementation of erosion and/or sediment control devices included in the

contract, or any failure to comply with the conditions of the National Pollutant Discharge Elimination System (NPDES) Storm Water Permit for Construction Site Activities.

If the Contractor fails to correct the deficiency(s) within 24 hours, a daily monetary deduction will be imposed for each calendar day or fraction thereof the deficiency exists. The time period will begin with the initial written notification to the Contractor and end with the Engineer's acceptance of the corrected work. The per calendar day deduction will be either \$1000.00 or 0.05 percent of the awarded contract value, whichever is greater.

If the Contractor fails to respond, the Engineer may correct the deficiencies and deduct the cost from monies due or which may become due the Contractor. This corrective action shall in no way relieve the Contractor of his/her contractual requirements or responsibilities.

FLAGGER VESTS (BDE)

Effective: April 1, 2003

Revised: January 1, 2006

Revise the first sentence of Article 701.04(c)(1) of the Standard Specifications to read:

“The flagger shall be stationed to the satisfaction of the Engineer and be equipped with a fluorescent orange, fluorescent yellow/green or a combination of fluorescent orange and fluorescent yellow/green vest meeting the requirements of the American National Standards Institute specification ANSI/ISEA 107-2004 for Conspicuity Class 2 garments and approved flagger traffic control signs conforming to Standard 702001 and Article 702.05(e).”

Revise Article 701.04(c)(6) of the Standard Specifications to read:

“(6) Nighttime Flagging. Flaggers shall be illuminated by an overhead light source providing a minimum vertical illuminance of 108 lux (10 fc) measured 300 mm (1 ft) out from the flagger's chest. The bottom of any luminaire shall be a minimum of 3 m (10 ft) above the pavement. Luminaire(s) shall be shielded to minimize glare to approaching traffic and trespass light to adjoining properties.

The flagger vest shall be a fluorescent orange or fluorescent orange and fluorescent yellow/green vest meeting the requirements of the American National Standards Institute specification ANSI/ISEA 107-1999 for Conspicuity Class 3 garments.”

HAND VIBRATOR (BDE)

Effective: November 1, 2003

Add the following paragraph to Article 1103.17(a) of the Standard Specifications:

“The vibrator shall have a non-metallic head for areas containing epoxy coated reinforcement. The head shall be coated by the manufacturer. The hardness of the non-metallic head shall be less than the epoxy coated reinforcement, resulting in no damage to the epoxy coating. Slip-on covers will not be allowed.”

IMPACT ATTENUATORS, TEMPORARY (BDE)

Effective: November 1, 2003

Revised: August 1, 2006

Description. This work shall consist of furnishing, installing, maintaining, and removing temporary impact attenuators of the category and test level specified.

Materials. Materials shall meet the requirements of the impact attenuator manufacturer and the following:

Item	Article/Section
(a) Fine Aggregate (Note 1).....	1003.01
(b) Steel Posts, Structural Shapes, and Plates	1006.04
(c) Rail Elements, End Section Plates, and Splice Plates	1006.25
(d) Bolts, Nuts, Washers and Hardware	1006.25
(e) Hollow Structural Tubing	1006.27(b)
(f) Wood Posts and Wood Blockouts.....	1007.01, 1007.02, 1007.06
(g) Preservative Treatment.....	1007.12
(h) Rapid Set Mortar (Note 2)	

Note 1. Fine aggregate shall be FA-1 or FA-2, Class A quality. The sand shall be unbagged and shall have a maximum moisture content of five percent.

Note 2. Rapid set mortar shall be obtained from the Department's approved list of Packaged, Dry, Rapid Hardening Cementitious Materials for Concrete Repairs. For a rapid set mortar mixture, one part packaged rapid set cement shall be combined with two parts fine aggregate, by volume or a packaged rapid set mortar shall be used. Mixing of the rapid set mortar shall be according to the manufacturer's instructions.

CONSTRUCTION REQUIREMENTS

General. Impact Attenuators shall meet the testing criteria contained in National Cooperative Highway Research Program (NCHRP) Report 350 for the test level specified and shall be on the Department's approved list.

Installation. Regrading of slopes or approaches for the installation shall be as shown on the plans.

Attenuator bases, when required by the manufacturer, shall be constructed on a prepared subgrade according to the manufacturer's specifications. The surface of the base shall be slightly sloped or crowned to facilitate drainage.

Impact attenuators shall be installed according to the manufacturer's specifications and include all necessary transitions between the impact attenuator and the item to which it is attached.

When water filled attenuators are used between November 1 and April 15, they shall contain anti-freeze according to the manufacturer's recommendations.

Markings. Sand module impact attenuators shall be striped with alternating reflectorized Type AA or Type AP fluorescent orange and reflectorized white horizontal, circumferential stripes. There shall be at least two of each stripe on each module.

Other types of impact attenuators shall have a terminal marker applied to their nose and reflectors along their sides.

Maintenance. All maintenance of the impact attenuators shall be the responsibility of the Contractor until removal is directed by the Engineer.

Relocate. When relocation of temporary impact attenuators is specified, they shall be removed, relocated and reinstalled at the new location. The reinstallation requirements shall be the same as those for a new installation.

Removal. When the Engineer determines the temporary impact attenuators are no longer required, the installation shall be dismantled with all hardware becoming the property of the Contractor.

Surplus material shall be disposed of according to Article 202.03. Anti-freeze, when present, shall be disposed of/recycled according to local ordinances.

When impact attenuators have been anchored to the pavement, the anchor holes shall be repaired with rapid set mortar. Only enough water to permit placement and consolidation by rodding shall be used and the material shall be struck-off flush.

Method of Measurement. This work will be measured for payment as each, where each is defined as one complete installation.

Basis of Payment. This work will be paid for at the contract unit price per each for IMPACT ATTENUATORS, TEMPORARY (FULLY REDIRECTIVE, NARROW); IMPACT ATTENUATORS, TEMPORARY (FULLY REDIRECTIVE, WIDE); IMPACT ATTENUATORS, TEMPORARY (FULLY REDIRECTIVE, RESETTABLE); IMPACT ATTENUATORS, TEMPORARY (SEVERE USE, NARROW); IMPACT ATTENUATORS, TEMPORARY (SEVERE USE, WIDE); or IMPACT ATTENUATORS, TEMPORARY (NON-REDIRECTIVE) of the test level specified.

Relocation of the devices will be paid for at the contract unit price per each for IMPACT ATTENUATORS, RELOCATE (FULLY REDIRECTIVE); IMPACT ATTENUATORS, RELOCATE (SEVERE USE); or IMPACT ATTENUATORS, RELOCATE (NON-REDIRECTIVE); of the test level specified.

Regrading of slopes or approaches will be paid for according to Section 202 and/or Section 204 of the Standard Specifications.

MULCHING SEEDS AREAS (BDE)

Effective: January 1, 2005

Delete Article 251.02(a) of the Standard Specifications.

Add the following to Article 251.02 of the Standard Specifications:

“(h) Compost 1081.05(b)”

Delete Article 251.03(b)(1) of the Standard Specifications.

Add the following to Article 251.03 of the Standard Specifications:

“(d) Method 4. This method shall consist of applying compost combined with a performance additive designed to bind/stabilize the compost. The compost/performance additive mixture shall be applied to the surface of the slope using a pneumatic blower at a depth of 50 mm (2 in.)”

Revise the first sentence of the first paragraph of Article 251.06(b) of the Standard Specifications to read:

“Mulch Methods 1, 2, 3, and 4 will be measured for payment in hectares (acres) of surface area mulched.”

Revise Article 251.07 of the Standard Specifications to read:

“**251.07 Basis of Payment.** This work will be paid for at the contract unit price per hectare (acre) for MULCH, METHOD 1; MULCH, METHOD 2; MULCH, METHOD 3; or MULCH, METHOD 4; and at the contract unit price per square meter (square yard) for EROSION CONTROL BLANKET or HEAVY DUTY EROSION CONTROL BLANKET.”

Add the following after the second paragraph of Article 1081.05(b) of the Standard Specifications:

“Chemical Compost Binder. Chemical compost binder shall be a commercially available product specifically recommended by the manufacturer for use as a compost stabilizer.

The compost binder shall be nonstaining and nontoxic to vegetation and the environment. It shall disperse evenly and rapidly and remain in suspension when agitated in water.

Prior to use of the compost binder, the Contractor shall submit a notarized certification by the manufacturer stating that it meets these requirements. Chemical compost binder shall be packaged, stored, and shipped according to the manufacturer’s recommendations with the net quantity plainly shown on each package or container.”

PARTIAL PAYMENTS (BDE)

Effective: September 1, 2003

Revise Article 109.07 of the Standard Specifications to read:

“**109.07 Partial Payments.** Partial payments will be made as follows:

- (a) Progress Payments. At least once each month, the Engineer will make a written estimate of the amount of work performed in accordance with the contract, and the value thereof at the contract unit prices. The amount of the estimate approved as due for payment will be vouchered by the Department and presented to the State Comptroller for payment. No amount less than \$1000.00 will be approved for payment other than the final payment.

The failure to perform any requirement, obligation, or term of the contract by the Contractor shall be reason for withholding any progress payments until the Department determines that compliance has been achieved. Furthermore, progress payments may be reduced by liens filed pursuant to Section 23(c) of the Mechanics Lien Act, 770 ILCS 60/23(c).

- (b) Material Allowances. At the discretion of the Department, payment may be made for materials, prior to their use in the work, when satisfactory evidence is presented by the Contractor. Satisfactory evidence includes justification for the allowance (to expedite the work, meet project schedules, regional or national material shortages, etc.), documentation of material and transportation costs, and evidence that such material is properly stored on the project or at a secure location acceptable and accessible to the Department.

Material allowances will be considered only for nonperishable materials when the cost, including transportation, exceeds \$10,000 and such materials are not expected to be utilized within 60 days of the request for the allowance. For contracts valued under \$500,000, the minimum \$10,000 requirement may be met by combining the principal (material) product of no more than two contract items. An exception to this two item limitation may be considered for any contract regardless of value for items in which material (products) are similar except for type and/or size.

Material allowances shall not exceed the value of the contract items in which used and shall not include the cost of installation or related markups. Amounts paid by the Department for material allowances will be deducted from estimates due the Contractor as the material is used. Two-sided copies of the Contractor's cancelled checks for materials and transportation must be furnished to the Department within 60 days of payment of the allowances or the amounts will be reclaimed by the Department."

PAYMENTS TO SUBCONTRACTORS (BDE)

Effective: June 1, 2000

Revised: January 1, 2006

Federal regulations found at 49 CFR §26.29 mandate the Department to establish a contract clause to require Contractors to pay subcontractors for satisfactory performance of their subcontracts and to set the time for such payments.

State law also addresses the timing of payments to be made to subcontractors and material suppliers. Section 7 of the Prompt Payment Act, 30 ILCS 540/7, requires that when a Contractor receives any payment from the Department, the Contractor shall make corresponding, proportional payments to each subcontractor and material supplier performing work or supplying material within 15 calendar days after receipt of the Department payment.

Section 7 of the Act further provides that interest in the amount of two percent per month, in addition to the payment due, shall be paid to any subcontractor or material supplier by the Contractor if the payment required by the Act is withheld or delayed without reasonable cause. The Act also provides that the time for payment required and the calculation of any interest due applies to transactions between subcontractors and lower-tier subcontractors and material suppliers throughout the contracting chain.

This Special Provision establishes the required federal contract clause, and adopts the 15 calendar day requirement of the State Prompt Payment Act for purposes of compliance with the federal regulation regarding payments to subcontractors. This contract is subject to the following payment obligations.

When progress payments are made to the Contractor according to Article 109.07 of the Standard Specifications, the Contractor shall make a corresponding payment to each subcontractor and material supplier in proportion to the work satisfactorily completed by each subcontractor and for the material supplied to perform any work of the contract. The proportionate amount of partial payment due to each subcontractor and material supplier throughout the contracting chain shall be determined by the quantities measured or otherwise determined as eligible for payment by the Department and included in the progress payment to the Contractor. Subcontractors and material suppliers shall be paid by the Contractor within 15 calendar days after the receipt of payment from the Department. The Contractor shall not hold retainage from the subcontractors. These obligations shall also apply to any payments made by subcontractors and material suppliers to their subcontractors and material suppliers; and to all payments made to lower tier subcontractors and material suppliers throughout the contracting chain. Any payment or portion of a payment subject to this provision may only be withheld from the subcontractor or material supplier to whom it is due for reasonable cause.

This Special Provision does not create any rights in favor of any subcontractor or material supplier against the State or authorize any cause of action against the State on account of any payment, nonpayment, delayed payment, or interest claimed by application of the State Prompt Payment Act. The Department will not approve any delay or postponement of the 15 day requirement except for reasonable cause shown after notice and hearing pursuant to Section 7(b) of the State Prompt Payment Act. State law creates other and additional remedies available to any subcontractor or material supplier, regardless of tier, who has not been paid for work properly performed or material furnished. These remedies are a lien against public funds set forth in Section 23(c) of the Mechanics Lien Act, 770 ILCS 60/23(c), and a recovery on the Contractor's payment bond according to the Public Construction Bond Act, 30 ILCS 550.

PAYROLLS AND PAYROLL RECORDS (BDE)

Effective: August 10, 2005

FEDERAL AID CONTRACTS. Add the following State of Illinois requirements to the Federal requirements contained in Section V of Form FHWA-1273:

"The payroll records shall include each worker's name, address, telephone number, social security number, classification, rate of pay, number of hours worked each day, starting and ending times of work each day, total hours worked each week, itemized deductions made, and actual wages paid.

The Contractor and each subcontractor shall submit payroll records to the Engineer each week from the start to the completion of their respective work. The submittals shall be on the Department's form SBE 48, or an approved facsimile. When there has been no activity during a work week, a payroll record shall still be submitted with the appropriate box ("No Work", "Suspended", or "Complete") checked on the form."

STATE CONTRACTS. Revise Section IV of Check Sheet #5 of the Recurring Special Provisions to read:

"IV. COMPLIANCE WITH THE PREVAILING WAGE ACT

1. Prevailing Wages. All wages paid by the Contractor and each subcontractor shall be in compliance with The Prevailing Wage Act (820 ILCS 130), as amended, except where a prevailing wage violates a federal law, order, or ruling, the rate conforming to the federal law, order, or ruling shall govern. The Contractor shall be responsible to notify each subcontractor of the wage rates set forth in this contract and any revisions thereto. If the Department of Labor revises the wage rates, the Contractor will not be allowed additional compensation on account of said revisions.
2. Payroll Records. The Contractor and each subcontractor shall make and keep, for a period of three years from the date of completion of this contract, records of the wages paid to his/her workers. The payroll records shall include each worker's name, address, telephone number, social security number, classification, rate of pay, number of hours worked each day, starting and ending times of work each day, total hours worked each week, itemized deductions made, and actual wages paid. Upon two business days' notice, these records shall be available, at all reasonable hours at a location within the State, for inspection by the Department or the Department of Labor.
3. Submission of Payroll Records. The Contractor and each subcontractor shall submit payroll records to the Engineer each week from the start to the completion of their respective work. The submittals shall be on the Department's form SBE 48, or an approved facsimile. When there has been no activity during a work week, a payroll record shall still be submitted with the appropriate box ("No Work", "Suspended", or "Complete") checked on the form.

Each submittal shall be accompanied by a statement signed by the Contractor or subcontractor which avers that: (i) such records are true and accurate; (ii) the hourly rate paid to each worker is not less than the general prevailing rate of hourly wages required by the Act; and (iii) the Contractor or subcontractor is aware that filing a payroll record that he/she knows to be false is a Class B misdemeanor.

4. Employee Interviews. The Contractor and each subcontractor shall permit his/her employees to be interviewed on the job, during working hours, by compliance investigators of the Department or the Department of Labor."

PERSONAL PROTECTIVE EQUIPMENT (BDE)

Effective: July 1, 2004

All personnel, excluding flaggers, working outside of a vehicle (car or truck) within 7.6 m (25 ft) of pavement open to traffic shall wear a fluorescent orange, fluorescent yellow/green or a combination of fluorescent orange and fluorescent yellow/green vest meeting the requirements of the American National Standards Institute specification ANSI/ISEA 107-1999 for Conspicuity Class 2 garments. Other types of garments may be substituted for the vest as long as the garments have manufacturers tags identifying them as meeting the ANSI Class 2 requirement.

PLASTIC BLOCKOUTS FOR GUARDRAIL (BDE)

Effective: November 1, 2004

Add the following to Article 630.02 of the Standard Specifications:

“(h) Plastic Blockouts (Note 1.)

Note 1. Plastic blockouts, 150 mm (6 in.) deep, may be used in lieu of 150 mm (6 in.) deep wood block-outs for steel plate beam guardrail. The plastic blockouts shall be on the Department’s approved list.”

PORTLAND CEMENT (BDE)

Effective: January 1, 2005

Revised: November 1, 2005

Add the following paragraph after the last paragraph of Article 1001.01 of the Standard Specifications.

“For portland cement according to ASTM C 150, the bill of lading shall state if limestone has been added. The bill of lading shall also state that the limestone addition is not in excess of five percent by mass (weight) of the cement.”

PORTLAND CEMENT CONCRETE (BDE)

Effective: November 1, 2002

Add the following paragraph after the fourth paragraph of Article 1103.01(b) of the Standard Specifications:

“The truck mixer shall be approved before use according to the Bureau of Materials and Physical Research’s Policy Memorandum, “Approval of Concrete Plants and Delivery Trucks”.”

Add the following paragraph after the first paragraph of Article 1103.01(c) of the Standard Specifications:

“The truck agitator shall be approved before use according to the Bureau of Materials and Physical Research’s Policy Memorandum, “Approval of Concrete Plants and Delivery Trucks”.”

Add the following paragraph after the first paragraph of Article 1103.01(d) of the Standard Specifications:

“The nonagitator truck shall be approved before use according to the Bureau of Materials and Physical Research’s Policy Memorandum, “Approval of Concrete Plants and Delivery Trucks”.”

Revise the first sentence of the first paragraph of Article 1103.02 of the Standard Specifications to read:

“The plant shall be approved before production begins according to the Bureau of Materials and Physical Research’s Policy Memorandum, “Approval of Concrete Plants and Delivery Trucks”.”

PRECAST CONCRETE PRODUCTS (BDE)

Effective: July 1, 1999

Revised: November 1, 2004

Product Approval. Precast concrete products shall be produced according to the Department’s current Policy Memorandum, “Quality Control/Quality Assurance Program for Precast Concrete Products”. The Policy Memorandum applies to precast concrete products listed under the Products Key of the "Approved List of Certified Precast Concrete Producers".

Precast Concrete Box Culverts. Add the following sentence to the end of the fourth paragraph of Article 540.06:

“After installation, the interior and exterior joint gap between precast concrete box culvert sections shall not exceed 38 mm (1 1/2 in.)”

Portland Cement Replacement. For precast concrete products using Class PC concrete or other mixtures, portland cement replacement with fly ash or ground granulated blast-furnace (GGBF) slag shall be governed by the AASHTO or ASTM standard specification referenced in the Standard Specifications.

For all other precast concrete products using Class PC concrete or other mixtures, portland cement replacement with fly ash or GGBF slag shall be approved by the Engineer. Class F fly ash shall not exceed 15 percent by mass (weight) of the total portland cement and Class F fly ash. Class C fly ash shall not exceed 20 percent by mass (weight) of the total portland cement and Class C fly ash. GGBF slag shall not exceed 25 percent by mass (weight) of the total portland cement and GGBF slag.

Concrete mix designs, for precast concrete products, shall not consist of portland cement, fly ash and GGBF slag.

Ready-Mixed Concrete. Delete the last paragraph of Article 1020.11(a) of the Standard Specifications.

Shipping. When a precast concrete product has attained the specified strength, the earliest the product may be loaded, shipped, and used is on the fifth calendar day. The first calendar day shall be the date casting was completed.

Acceptance. Products which have been lot or piece inspected and approved by the Department prior to July 1, 1999, will be accepted for use on this contract.

RAP FOR USE IN BITUMINOUS CONCRETE MIXTURES (BDE)

Effective: January 1, 2000

Revised: April 1, 2002

Revise Article 1004.07 to read:

“1004.07 RAP Materials. RAP is reclaimed asphalt pavement resulting from cold milling or crushing of an existing dense graded hot-mix asphalt pavement. RAP must originate from routes or airfields under federal, state or local agency jurisdiction. The Contractor shall supply documentation that the RAP meets these requirements.

- (a) Stockpiles. The Contractor shall construct individual, sealed RAP stockpiles meeting one of the following definitions. No additional RAP will be allowed on top of the pile after the pile has been sealed.
 - (1) Homogeneous. Homogeneous RAP stockpiles shall consist of RAP from Class I/ Superpave, or equivalent mixtures only and represent the same aggregate quality, but shall be at least C quality or better, the same type of crushed aggregate (either crushed natural aggregate, ACBF slag, or steel slag), similar gradation and similar AC content. If approved by the Engineer, combined single pass surface/binder millings may be considered “homogenous”, with a quality rating dictated by the lowest coarse aggregate quality present in the mixture. Homogenous stockpiles shall meet the requirements of Article 1004.07(d). Homogeneous RAP stockpiles not meeting these requirements may be processed (crushing and screening) and retested.
 - (2) Conglomerate. Conglomerate RAP stockpiles shall consist of RAP from Class I/ Superpave, or equivalent mixtures only. The coarse aggregate in this RAP shall be crushed aggregate only and may represent more than one aggregate type and/or quality but shall be at least C quality or better. This RAP may have an inconsistent gradation and/or asphalt cement content prior to processing. All conglomerate RAP shall be processed prior to testing by crushing to where all RAP shall pass the 16 mm (5/8 in.) or smaller screen. Conglomerate RAP stockpiles shall not contain steel slag or other expansive material as determined by the Department. Conglomerate RAP stockpiles shall meet the requirements of Article 1004.07(d).
 - (3) Conglomerate “D” Quality (DQ). Conglomerate DQ RAP stockpiles shall consist of RAP containing coarse aggregate (crushed or round) that is at least D quality or better. This RAP may have an inconsistent gradation and/or asphalt content.

Conglomerate DQ RAP stockpiles shall not contain steel slag or other expansive material as determined by the Department. Conglomerate DQ RAP shall meet the requirements of Article 1004.07(d).

Reclaimed Superpave Low ESAL IL-9.5L surface mixtures shall only be placed in conglomerate DQ RAP stockpiles due to the potential for rounded aggregate.

- (4) Other. RAP stockpiles that do not meet the requirements of the stockpile categories listed above shall be classified as "Other". "Other" RAP stockpiles shall not be used in any of the Department's bituminous mixtures.
- (b) Use. The allowable use of a RAP stockpile shall be set by the lowest quality of coarse aggregate in the RAP stockpile. Class I/Superpave surface mixtures are designated as containing Class B quality coarse aggregate only. Superpave Low ESAL IL-19.0L binder and IL-9.5L surface mixtures are designated as Class C quality coarse aggregate only. Class I/Superpave binder mixtures, bituminous base course mixtures, and bituminous base course widening mixtures are designated as containing Class C quality coarse aggregate only. Bituminous stabilized subbase and BAM shoulders are designated as containing Class D quality coarse aggregate only. Any mixture not listed above shall have the designated quality determined by the Department.

RAP containing steel slag or other expansive material, as determined by the Department, shall be homogeneous and will be approved for use in Class I/Superpave (including Low ESAL) surface mixtures only. RAP stockpiles for use in Class I/Superpave mixtures (including Low ESAL), base course, base course widening and Class B mixtures shall be either homogeneous or conglomerate RAP stockpiles except conglomerate RAP stockpiles shall not be used in Superpave surface mixture Ndesign 50 or greater. RAP for use in bituminous aggregate mixtures (BAM) shoulders and BAM stabilized subbase shall be from homogeneous, conglomerate, or conglomerate DQ stockpiles.

Additionally, RAP used in Class I/Superpave surface mixtures shall originate from milled or crushed mixtures only, in which the coarse aggregate is of Class B quality or better. RAP stockpiles for use in Class I/Superpave (including Low ESAL) binder mixes as well as base course, base course widening and Class B mixtures shall originate from milled or processed surface mixture, binder mixture, or a combination of both mixtures uniformly blended to the satisfaction of the Engineer, in which the coarse aggregate is of Class C quality or better.

- (c) Contaminants. RAP containing contaminants, such as earth, brick, sand, concrete, sheet asphalt, bituminous surface treatment (i.e. chip seal), pavement fabric, etc., will be unacceptable unless the contaminants are removed to the satisfaction of the Engineer. Sheet asphalt shall be stockpiled separately.
- (d) Testing. All RAP shall be sampled and tested either during or after stockpiling.

For testing during stockpiling, washed extraction samples shall be run at the minimum frequency of one sample per 450 metric tons (500 tons) for the first 1800 metric tons

(2,000 tons) and one sample per 1800 metric tons (2,000 tons) thereafter. A minimum of five tests shall be required for stockpiles less than 3600 metric tons (4,000 tons).

For testing existing stockpiles, the Contractor shall submit a plan for approval to the District proposing a satisfactory method of sampling and testing the RAP pile either in-situ or by restockpiling. The sampling plan shall meet the minimum frequency required above and detail the procedure used to extract representative samples throughout the pile for testing.

Before extraction, each field sample shall be split to test sample size. One of the two test samples from the final split shall be labeled and stored for Department use. The Contractor shall extract the other test sample according to Department procedure. The Engineer reserves the right to test any sample (split or Department-taken) to verify Contractor test results.

All of the extraction results shall be compiled and averaged for asphalt content and gradation. Individual extraction test results, when compared to the averages, will be accepted if within the tolerances listed below.

Parameter	Homogeneous / Conglomerate	Conglomerate "D" Quality
25 mm (1 in.)		± 5%
12.5 mm (1/2 in.)	± 8%	± 15%
4.75 mm (No. 4)	± 6%	± 13%
2.36 mm (No. 8)	± 5%	
1.18 mm (No. 16)		± 15%
600 μm (No. 30)	± 5%	
75 μm (No. 200)	± 2.0%	± 4.0%
AC	± 0.4%	± 0.5%

If more than 20 percent of the individual sieves are out of the gradation tolerances, or if more than 20 percent of the asphalt content test results fall outside the appropriate tolerances, the RAP will not be allowed to be used in the Department's bituminous concrete mixtures unless the RAP representing the failing tests is removed from the stockpile to the satisfaction of the Engineer. All test data and acceptance ranges shall be sent to the District for evaluation.

With the approval of the Engineer, the ignition oven may be substituted for extractions according to the Illinois Test Procedure, "Calibration of the Ignition Oven for the Purpose of Characterizing Reclaimed Asphalt Pavement (RAP)".

- (e) Designs. At the Contractor's option, bituminous concrete mixtures may be constructed utilizing RAP material meeting the above detailed requirements. The amount of RAP included in the mixture shall not exceed the percentages specified in the plans.

RAP designs shall be submitted for volumetric verification. If additional RAP stockpiles are tested and found that no more than 20 percent of the results, as defined under

“Testing” herein, are outside of the control tolerances set for the original RAP stockpile and design, and meets all of the requirements herein, the additional RAP stockpiles may be used in the original mix design at the percent previously verified.

- (f) Production. The coarse aggregate in all RAP used shall be equal to or less than the nominal maximum size requirement for the bituminous mixture being produced.

To remove or reduce agglomerated material, a scalping screen, crushing unit or comparable sizing device approved by the Engineer shall be used in the RAP feed system to remove or reduce oversized material. If material passing the sizing device adversely affects the mix production or quality of the mix, the sizing device shall be set at a size specified by the Engineer.

If the RAP control tolerances or QC/QA test results require corrective action, the Contractor shall cease production of the mixture containing RAP and either switch to the virgin aggregate design or submit a new RAP design.

REINFORCEMENT BARS (BDE)

Effective: November 1, 2005

Revised: November 2, 2005

Revise Article 1006.10(a) of the Supplemental Specifications to read:

“(a) Reinforcement Bars. Reinforcement bars will be accepted according to the current Bureau of Materials and Physical Research Policy Memorandum, “Reinforcement Bar and Dowel Bar Plant Certification Procedure”. The Department will maintain an approved list of producers.

(1) Reinforcement Bars (Non-Coated). Reinforcement bars shall be according to ASTM A 706M (A 706), Grade 420 (60) for deformed bars and the following.

- a. Chemical Composition. The chemical composition of the bars shall be according to the following table.

CHEMICAL COMPOSITION		
Element ^{1/}	Heat Analysis (% maximum)	Product Analysis (% maximum)
Carbon	0.30	0.33
Manganese	1.50	1.56
Phosphorus	0.035	0.045
Sulfur	0.045	0.055
Silicon	0.50	0.55
Nickel	^{2/}	^{2/}
Chromium	^{2/}	^{2/}
Molybdenum	^{2/}	^{2/}
Copper	^{2/}	^{2/}
Titanium	^{2/}	^{2/}
Vanadium	^{2/}	^{2/}
Columbium	^{2/}	^{2/}
Aluminum	^{2/} , ^{3/}	^{2/} , ^{3/}
Tin ^{4/}	0.040	0.044

Note 1/. The bars shall not contain any traces of radioactive elements.

Note 2/. There is no composition limit but the element must be reported.

Note 3/. If aluminum is not an intentional addition to the steel for deoxidation or killing purposes, residual aluminum content need not be reported.

Note 4/. If producer bar testing indicates an elongation of 15 percent or more and passing of the bend test, the tin composition requirement may be waived.

- b. Heat Numbers. Bundles or bars at the construction site shall be marked or tagged with heat identification numbers of the bar producer.
 - c. Guided Bend Test. Bars may be subject to a guided bend test across two pins which are free to rotate, where the bending force shall be centrally applied with a fixed or rotating pin of a certain diameter as specified in Table 3 of ASTM A 706M (A 706). The dimensions and clearances of this guided bend test shall be according to ASTM E 190.
 - d. Spiral Reinforcement. Spiral reinforcement shall be deformed or plain bars conforming to the above requirements or cold-drawn steel wire conforming to AASHTO M 32.
- (2) Epoxy Coated Reinforcement Bars. Epoxy coated reinforcement bars shall be according to Article 1006.10(a)(1) and shall be epoxy coated according to AASHTO M 284M (M 284) and the following.

- a. Certification. The epoxy coating applicator shall be certified under the Concrete Reinforcing Steel Institute's (CRSI) Epoxy Plant Certification Program.
- b. Coating Thickness. The thickness of the epoxy coating shall be 0.18 to 0.30 mm (7 to 12 mils). When spiral reinforcement is coated after fabrication, the thickness of the epoxy coating shall be 0.18 to 0.50 mm (7 to 20 mils).
- c. Cutting Reinforcement. Reinforcement bars may be sheared or sawn to length after coating, providing the end damage to the coating does not extend more than 13 mm (0.5 in.) back and the cut is patched before any visible rusting appears. Flame cutting will not be permitted."

SEEDING AND SODDING (BDE)

Effective: July 1, 2004

Revised: November 1, 2006

Revise the following seeding mixtures shown in Table 1 of Article 250.07 of the Standard Specifications to read:

"Table 1 - SEEDING MIXTURES		
Class – Type	Seeds	kg/hectare (lb/acre)
1A Salt Tolerant Lawn Mixture 7/	Bluegrass Perennial Ryegrass Audubon Red Fescue Rescue 911 Hard Fescue Fulfs Salt Grass*	70 (60) 20 (20) 20 (20) 20 (20) 70 (60)
2 Roadside Mixture 7/	Inferno Tall Fescue, Tarheel II Tall Fescue, or Quest Tall Fescue Perennial Ryegrass Creeping Red Fescue Red Top	110 (100) 55 (50) 50 (40) 10 (10)
2A Salt Tolerant Roadside Mixture 7/	Inferno Tall Fescue, Tarheel II Tall Fescue, or Quest Tall Fescue Perennial Ryegrass Audubon Red Fescue Rescue 911 Hard Fescue Fulfs Salt Grass 1/	70 (60) 20 (20) 20 (30) 20 (30) 70 (60)

3	Slope Mixture 7/	Inferno Tall Fescue,	
		Tarheel II Tall Fescue, or	
		Quest Tall Fescue	45 (40)
		Perennial Ryegrass	25 (20)
		Alsike Clover 2/	5 (5)
		Birdsfoot Trefoil 2/	10 (10)
		Andropogon Scoparius (Little Bluestem)	5 (5)
		Bouteloua Curtipendula (Side-Oats Grama)	10 (10)
		Fults Salt Grass 1/ Oats, Spring	35 (30) 55 (50)"

Revise Note 7 of Article 250.07 of the Standard Specifications to read:

“Note 7. In Districts 1 through 6, the planting times shall be April 1 to June 15 and August 1 to November 1. In Districts 7 through 9, the planting times shall be March 1 to June 1 and August 1 to November 15. Seeding may be performed outside these dates provided the Contractor guarantees a minimum of 75 percent uniform growth over the entire seeded area(s) after one growing season. The guarantee shall be submitted to the Engineer in writing prior to performing the work. After one growing season, areas not sustaining 75 percent uniform growth shall be interseeded or reseeded, as determined by the Engineer, at the Contractor’s expense.”

Add the following sentence to Article 252.04 of the Standard Specifications:

“Sod shall not be placed during the months of July and August.”

Revise the first paragraph of Article 252.08 of the Standard Specifications to read:

“**252.08 Sod Watering.** Within two hours after the sod has been placed, water shall be applied at a rate of 25 L/sq m (5 gal/sq yd). Additional water shall be applied every other day at a rate of 15 L/sq m (3 gal/sq yd) for a total of 15 additional waterings. During periods exceeding 26 °C (80 °F) or subnormal rainfall, the schedule of additional waterings may be altered with the approval of the Engineer.”

Revise Article 252.09 of the Standard Specifications to read:

“**252.09 Supplemental Watering.** During periods exceeding 26 °C (80 °F) or subnormal rainfall, supplemental watering may be required after the initial and additional waterings. Supplemental watering shall be performed when directed by the Engineer. Water shall be applied at the rate specified by the Engineer within 24 hours of notice.”

Revise the first and third paragraphs of Article 252.12 of the Standard Specifications to read:

“**252.12 Method of Measurement.** Sodding will be measured for payment in place and the area computed in square meters (square yards). To be acceptable for final payment, the sod shall be growing in place for a minimum of 30 days in a live, healthy condition. When directed

by the Engineer, any defective or unacceptable sod shall be removed, replaced and watered by the Contractor at his/her own expense.”

“Supplemental watering will be measured for payment in units of 1000 L (1000 gal) of water applied on the sodded areas. Waterings performed in addition to those required by Article 252.08 or after the 30 day establishment period will be considered as supplemental watering.”

Replace the first paragraph of Article 252.13 of the Standard Specifications with the following:

“252.13 Basis of Payment. Sodding will be paid for at the contract unit price per square meter (square yard) for SODDING or SODDING, SALT TOLERANT according to the following schedule.

- (a) Initial Payment. Upon placement of sod, 25 percent of the pay item will be paid.
- (b) Final Payment. Upon acceptance of sod, the remaining 75 percent of the pay item will be paid.”

Revise Article 1081.03(b) of the Standard Specifications to read:

“(b) Salt Tolerant Sod.

Variety	Percent by Weight
Buffalo Grass	30%
Buchloe Dactyloides	
Inferno Tall Fescue	20%
Audubon Red Fescue	15%
Rescue 911 Hard Fescue	15%
Rugby Kentucky Bluegrass	5%
Fults Pucinnellia Distans	15%”

Revise Table II of Article 1081.04(c)(6) of the Standard Specifications to read:

TABLE II						
Variety of Seeds	Hard Seed Percent Maximum	Purity Percent Minimum	Pure, Live Seed Percent Minimum	Weed Percent Maximum	Secondary Noxious Weeds No. per kg (oz) Max. Permitted*	Remarks
Alfalfa	20	92	89	0.50	211 (6)	1/
Brome Grass	-	90	75	0.50	175 (5)	-
Clover, Alsike	15	92	87	0.30	211 (6)	2/
Clover, Crimson	15	92	83	0.50	211 (6)	-
Clover, Ladino	15	92	87	0.30	211 (6)	-
Clover, Red	20	92	87	0.30	211 (6)	-
Clover, White Dutch	30	92	87	0.30	211 (6)	3/
Audubon Red Fescue	0	97	82	0.10	105 (3)	-
Fescue, Creeping Red	-	97	82	1.00	105 (3)	-
Fescue, Inferno Tall	0	98	83	0.10	70 (2)	-
Fescue, Tarheel II Tall	-	97	82	1.00	211 (6)	-
Fescue, Quest Tall	0	98	83	0.10	70 (2)	-
Fults Salt Grass	0	98	85	0.10	70 (2)	-
Kentucky Bluegrass	-	97	80	0.30	247 (7)	5/
Lespedeza, Korean	20	92	84	0.50	211 (6)	3/
Oats	-	92	88	0.50	70 (2)	4/
Orchard Grass	-	90	78	1.50	175 (5)	4/
Redtop	-	90	78	1.80	175 (5)	4/
Ryegrass, Perennial, Annual	-	97	85	0.30	175 (5)	4/
Rye, Grain, Winter	-	92	83	0.50	70 (2)	4/
Rescue 911 Hard Fescue	0	97	82	0.10	105 (3)	-
Timothy	-	92	84	0.50	175 (5)	4/
Vetch, Crown	30	92	67	1.00	211 (6)	3/ & 6/
Vetch, Spring	30	92	88	1.00	70 (2)	4/
Vetch, Winter	15	92	83	1.00	105 (3)	4/
Wheat, hard Red Winter	-	92	89	0.50	70 (2)	4/

SELF-CONSOLIDATING CONCRETE FOR CAST-IN-PLACE CONSTRUCTION (BDE)

Effective: November 1, 2005

Definition. Self-consolidating concrete is a flowable mixture that does not require mechanical vibration for consolidation.

Usage. Self-consolidating concrete may be used for cast-in-place concrete construction items involving Class MS and SI concrete. Self-consolidating concrete may also be used for drilled shafts.

Materials. Materials shall be according to the following.

- (a) Self-Consolidating Admixtures. The self-consolidating admixture system shall consist of either a high range water-reducing admixture only or a high range water-reducing admixture combined with a separate viscosity modifying admixture. The one or two component admixture system shall be capable of producing a concrete that can flow around reinforcement and consolidate under its own weight without additional effort and without segregation.

The high range water-reducing admixture shall comply with the requirements of AASHTO M 194, Type F.

The viscosity modifying admixture will be evaluated according to the test methods and mix design proportions referenced in AASHTO M 194, except the following physical requirements shall be met:

- (1) For initial and final set times, the allowable deviation of the test concrete from the reference concrete shall not be more than 1.0 hour earlier or 1.5 hours later.
 - (2) For compressive and flexural strengths, the test concrete shall be a minimum of 90 percent of the reference concrete at 3, 7, and 28 days.
 - (3) The length change of the test concrete shall be a maximum 135 percent of the reference concrete. However, if the length change of the reference concrete is less than 0.030 percent, the length change of the test concrete shall be a maximum 0.010 percentage units greater than the reference concrete.
 - (4) The relative durability factor of the test concrete shall be a minimum 80 percent.
- (b) Fine Aggregate. A fine aggregate used alone in the mix design shall not have an expansion greater than 0.30 percent per ASTM C 1260. For a blend of two or more fine aggregates, the resulting blend shall not have an expansion greater than 0.30 percent.

The aggregate blend expansion will be calculated as follows:

$$\text{Aggregate Blend Expansion} = (a/100 \times A) + (b/100 \times B) + (c/100 \times C) + \dots \text{etc.}$$

Where: a, b, c, ... = percent of aggregate blend

A, B, C, ... = aggregate expansion according to ASTM C 1260

Mix Design Criteria. Article 1020.04 of the Standard Specifications shall apply except as follows:

- (a) The minimum cement factor shall be according to Article 1020.04 of the Standard Specifications or as specified. The maximum cement factor shall be 418 kg/cu m (7.05 cwt/cu yd). The cement factor shall not be reduced if a water-reducing, retarding, or high range water-reducing admixture is used.
- (b) The maximum allowable water/cement ratio shall be according to Article 1020.04 of the Standard Specifications or 0.44, whichever is lower.
- (c) The slump requirements shall not apply.
- (d) The coarse aggregate gradations shall be CA 11, CA 13, CA 14, CA 16, or a blend of these gradations. CA 11 shall not be used for drilled shafts or when the Engineer approves a horizontal flow distance greater than 9 m (30 ft). The fine aggregate proportion shall be a maximum 50 percent by mass (weight) of the total aggregate used.

- (e) The slump flow range shall be ± 50 mm (± 2 in.) of the Contractor target value, and within the overall Department range of 510 mm (20 in.) minimum to 710 mm (28 in.) maximum.
- (f) The visual stability index shall be a maximum of 1.
- (g) The J-ring value shall be a maximum of 100 mm (4 in.). The Contractor may specify a lower maximum in the mix design.
- (h) The L-box blocking ratio shall be a minimum of 60 percent. The Contractor may specify a higher minimum in the mix design.
- (i) The column segregation index shall be a maximum 15 percent.
- (j) The hardened visual stability index shall be a maximum of 1.

Test Methods. Illinois Test Procedures SCC-1, SCC-2, SCC-3, SCC-4, SCC-5, SCC-6, and Illinois Modified AASHTO T 22, 23, 121, 126, 141, 152, 177, 196, and 309 shall be used for testing of self-consolidating concrete mixtures.

Mix Design Submittal. The Contractor's Level III PCC Technician shall submit a mix design according to the "Portland Cement Concrete Level III Technician" course manual, except target slump information is not applicable and will not be required. However, a slump flow target range shall be submitted. In addition, the design mortar factor may exceed 1.10 and durability test data will be waived.

A J-ring value shall be submitted if a lower mix design maximum will apply. An L-box blocking ratio shall be submitted if a higher mix design minimum will apply. The Contractor shall also indicate applicable construction items for the mix design.

Trial mixture information will also be required by the Engineer. A trial mixture is a batch of concrete tested by the Contractor to verify the Contractor's mix design will meet specification requirements. Trial mixture information shall include test results as specified in the "Portland Cement Concrete Level III Technician" course manual. Test results shall also include slump flow, visual stability index, J-ring value, L-box blocking ratio, column segregation index, and hardened visual stability index. For the trial mixture, the slump flow shall be near the midpoint of the proposed slump flow target range.

Trial Batch. A minimum 1.5 cu m (2 cu yd) trial batch shall be produced, and the self-consolidating concrete admixture dosage proposed by the Contractor shall be used. The slump flow shall be within 25 mm (1.0 in.) of the maximum slump flow range specified by the Contractor, and the air content shall be within the top half of the allowable specification range.

The trial batch shall be scheduled a minimum of 21 calendar days prior to anticipated use, and shall be performed in the presence of the Engineer.

The Contractor shall provide the labor, equipment, and materials to test the concrete. The mixture will be evaluated by the Engineer for strength, air content, slump flow, visual stability index, J-ring value, L-box blocking ratio, column segregation index, and hardened visual stability index.

Upon review of the test data from the trial batch, the Engineer will verify or deny the use of the mix design and notify the Contractor. Verification by the Engineer will include the Contractor's target slump flow range. If applicable, the Engineer will verify the Contractor's maximum J-ring value and minimum L-box blocking ratio.

A new trial batch will be required whenever there is a change in the source of any component material, proportions, dosage of the self-consolidating concrete admixture, batch sequence, mixing speed, mixing time, or as determined by the Engineer. The testing criteria for the new trial batch will be determined by the Engineer.

When necessary, the trial batches shall be disposed of according to Article 202.03 of the Standard Specifications.

Mixing Portland Cement Concrete. In addition to Article 1020.11 of the Standard Specifications, the mixing time for central-mixed concrete shall not be reduced as a result of a mixer performance test. Truck-mixed or shrink-mixed concrete shall be mixed in a truck mixer for a minimum of 100 revolutions.

Wash water, if used, shall be completely discharged from the drum or container before the succeeding batch is introduced.

The batch sequence, mixing speed, and mixing time shall be appropriate to prevent cement balls and mix foaming for central-mixed, truck-mixed, and shrink-mixed concrete.

Falsework and Forms. In addition to Articles 503.05 and 503.06 of the Standard Specifications, the Contractor shall design falsework and forms for full hydrostatic head pressure of the concrete. Forms shall be tight to prevent leakage of fluid concrete.

Placing and Consolidating. Concrete placement and consolidations shall be according to Article 503.07 of the Standard Specifications except as follows:

Revise the third paragraph of Article 503.07 of the Standard Specifications to read:

“Open troughs and chutes shall extend as nearly as practicable to the point of deposit. The drop distance of concrete shall not exceed 1.5 m (5 ft). If necessary, a tremie shall be used to meet this requirement. The maximum distance of horizontal flow from the point of deposit shall be 9 m (30 ft), unless approved otherwise by the Engineer. For drilled shafts, free fall placement will not be permitted.”

Delete the sixth, seventh, eighth and ninth paragraphs of Article 503.07 of the Standard Specifications.

Revise the eleventh paragraph of Article 503.07 of the Standard Specifications to read:

“Concrete shall be placed in continuous layers. When it is necessary by reason of an emergency to place less than a complete horizontal layer in one operation, such layer shall terminate in a vertical bulkhead. In order that the concrete will not be injured and that there shall be no line of separation between the batches, the separate batches shall follow each other closely as recommended by the manufacturer of the self-consolidating concrete admixture(s). In no case shall the interval of time between the placing of successive batches be greater than 20 minutes. Concrete shall be rodded with a piece of lumber or conduit if the material has lost its fluidity prior to placement of additional concrete. Any other method for restoring the fluidity of the concrete shall be approved by the Engineer. If ready-mixed concrete is used, the requirements of Article 1020.11 shall apply. Delivery of mixed concrete shall be regulated so that there will not be an interruption in the placing of concrete in the forms, as recommended by the manufacturer of the self-consolidating concrete admixture(s). In no case shall the interval of time be greater than 20 minutes.”

Quality Control by Contractor at Plant. The specified test frequencies for aggregate gradation, aggregate moisture, air content, unit weight/yield, and temperature shall be performed as indicated in the contract plans.

Slump flow, visual stability index, and J-ring or L-box tests shall be performed as needed to control production. The column segregation index test and hardened visual stability index test will not be required to be performed at the plant.

Quality Control by Contractor at Jobsite. The specified test frequencies for air content, strength, and temperature shall be performed as indicated in the contract plans.

Slump flow, visual stability index, and J-ring or L-box tests shall be performed on the first two truck deliveries of the day, and every 40 cu m (50 cu yd) thereafter. The Contractor shall select either the J-ring or L-box test for jobsite testing.

The column segregation index test will not be required to be performed at the jobsite. The hardened visual stability index test shall be performed on the first truck delivery of the day, and every 230 cu m (300 cu yd) thereafter. Slump flow, visual stability index, J-ring value or L-box blocking ratio, air content, and concrete temperature shall be recorded for each hardened visual stability index test.

The Contractor shall retain all hardened visual stability index cut cylinder specimens until the Engineer notifies the Contractor that the specimens may be discarded.

If mix foaming or other potential detrimental material is observed during placement or at the completion of the pour, the material shall be removed while the concrete is still plastic.

Quality Assurance by Engineer at Plant. For air content and aggregate gradation, quality assurance independent sample testing and split sample testing will be performed as indicated in the contract plans.

For slump flow, visual stability index, and J-ring or L-box tests, quality assurance independent sample testing and split sample testing will be performed as determined by the Engineer.

Quality Assurance by Engineer at Jobsite. For air content and strength, quality assurance independent sample testing and split sample testing will be performed as indicated in the contract plans.

For slump flow, visual stability index, J-ring or L-box, and hardened visual stability index tests, quality assurance independent sample testing will be performed as determined by the Engineer.

For slump flow and visual stability index quality assurance split sample testing, the Engineer will perform tests at the beginning of the project on the first three tests performed by the Contractor. Thereafter, a minimum of ten percent of total tests required of the Contractor will be performed per plant, which will include a minimum of one test per mix design. The acceptable limit of precision will be 25 mm (1 in.) for slump flow, and a limit of precision will not apply to the visual stability index.

For the J-ring or the L-box quality assurance split sample testing, a minimum of 80 percent of the total tests required of the Contractor will be witnessed by the Engineer per plant, which will include a minimum of one witnessed test per mix design. The Engineer reserves the right to conduct quality assurance split sample testing. The acceptable limit of precision will be 25 mm (1 in.) for the J-ring value and ten percent for the L-box blocking ratio.

For each hardened visual stability index test performed by the Contractor, the cut cylinders shall be presented to the Engineer for determination of the rating. The Engineer reserves the right to conduct quality assurance split sample testing. A limit of precision will not apply to the hardened visual stability index.

SELF-CONSOLIDATING CONCRETE FOR PRECAST PRODUCTS (BDE)

Effective: July 1, 2004

Revised: November 1, 2005

Definition. Self-consolidating concrete is a flowable mixture that does not require mechanical vibration for consolidation.

Usage. Self-consolidating concrete may be used for precast concrete products.

Materials. Materials shall be according to the following.

- (a) Self-Consolidating Admixtures. The self-consolidating admixture system shall consist of either a high range water-reducing admixture only or a high range water-reducing admixture combined with a separate viscosity modifying admixture. The one or two component admixture system shall be capable of producing a concrete that can flow around reinforcement and consolidate under its own weight without additional effort and without segregation.

The high range water-reducing admixture shall comply with the requirements of AASHTO M 194, Type F.

The viscosity modifying admixture will be evaluated according to the test methods and mix design proportions referenced in AASHTO M 194, except the following physical requirements shall be met:

- (1) For initial and final set times, the allowable deviation of the test concrete from the reference concrete shall not be more than 1.0 hour earlier or 1.5 hours later.
 - (2) For compressive and flexural strengths, the test concrete shall be a minimum of 90 percent of the reference concrete at 3, 7 and 28 days.
 - (3) The length change of the test concrete shall be a maximum 135 percent of the reference concrete. However, if the length change of the reference concrete is less than 0.030 percent, the length change of the test concrete shall be a maximum 0.010 percentage units greater than the reference concrete.
 - (4) The relative durability factor of the test concrete shall be a minimum 80 percent.
- (b) Fine Aggregate. A fine aggregate used alone in the mix design shall not have an expansion greater than 0.30 percent per ASTM C 1260. For a blend of two or more fine aggregates, the resulting blend shall not have an expansion greater than 0.30 percent.

The aggregate blend expansion will be calculated as follows:

$$\text{Aggregate Blend Expansion} = (a/100 \times A) + (b/100 \times B) + (c/100 \times C) + \dots \text{etc.}$$

Where: a, b, c, ... = percent of aggregate blend

A, B, C, ... = aggregate expansion according to ASTM C 1260

Mix Design Criteria. The mix design criteria shall be as follows:

- (a) The minimum cement factor shall be according to Article 1020.04 of the Standard Specifications or as specified. The maximum cement factor shall be 418 kg/cu m (7.05 cwt/cu yd).
- (b) The maximum allowable water/cement ratio shall be according to Article 1020.04 of the Standard Specifications or 0.44, whichever is lower.
- (c) The slump requirements of Article 1020.04 of the Standard Specifications shall not apply.
- (d) The coarse aggregate gradations shall be CA 11, CA 13, CA 14, CA 16, or a blend of these gradations. CA 11 shall not be used when the Engineer approves a horizontal flow distance greater than 9 m (30 ft). The fine aggregate proportion shall be a maximum 50 percent by mass (weight) of the total aggregate used.
- (e) The slump flow range shall be ± 50 mm (± 2 in.) of the Contractor target value, and within the overall Department range of 510 mm (20 in.) minimum to 710 mm (28 in.) maximum.
- (f) The visual stability index shall be a maximum of 1.
- (g) The J-ring value shall be a maximum of 100 mm (4 in.). The Contractor may specify a lower maximum in the mix design.

- (h) The L-box blocking ratio shall be a minimum of 60 percent. The Contractor may specify a higher minimum in the mix design.
- (i) The column segregation index shall be a maximum 15 percent.
- (j) The hardened visual stability index shall be a maximum of 1.

Mix Design Approval. The Contractor shall obtain mix design approval according to the Department's Policy Memorandum "Quality Control/Quality Assurance Program for Precast Concrete Products".

SHOULDER STABILIZATION AT GUARDRAIL (BDE)

Effective: January 1, 2005

Revise the last sentence of the second paragraph of Article 630.06 of the Standard Specifications to read:

"The void around each post shall be backfilled with earth or aggregate and capped with 75 mm (3 in.) of bituminous mixture or grout."

Replace the last sentence of the third paragraph of Article 630.06 of the Standard Specifications with the following:

"Guardrail posts shall be driven through holes cored in the completed shoulder stabilization. The void around each post shall be backfilled with earth or aggregate and capped with 75 mm (3 in.) of bituminous mixture or grout."

Add the following paragraph to the end of Article 630.06 of the Standard Specifications:

"When driving guardrail posts through existing shoulders, shoulder stabilization, or other paved areas, the posts shall be driven through cored holes. The void around each post shall be backfilled with earth or aggregate and capped with 75 mm (3 in.) of bituminous mixture or grout."

STABILIZED SUBBASE AND BITUMINOUS SHOULDERS SUPERPAVE (BDE)

Effective: April 1, 2002

Revised: August 1, 2005

Description. This work shall consist of constructing stabilized subbase and bituminous shoulders Superpave according to Sections 312 and 482 respectively, of the Standard Specifications and the special provision, "Quality Control/Quality Assurance of Bituminous Concrete Mixtures" except as modified herein.

Revise Article 312.03(b) of the Standard Specifications to read:

"(b) RAP Material (Note 3)"

Revise Note 2 of Article 312.03 of the Standard Specifications to read:

“Note 2. Gradation CA 6, CA 10, or CA 12 shall be used.”

Revise Note 3 of Article 312.03 of the Standard Specifications to read:

"Note 3. RAP shall meet the requirements of the special provision "RAP for Use in Bituminous Concrete Mixtures". RAP containing steel slag shall be permitted for use in top-lift surface mixtures only."

Revise Note 4 of Article 312.03 of the Standard Specifications to read:

"Note 4. Unless otherwise specified on the plans, the bituminous material shall be performance graded asphalt cement, PG58-22. When more than 15 percent RAP is used, a softer PG binder may be required as determined by the Engineer."

Revise Article 312.06 of the Standard Specifications to read:

"312.06 Mixture Design. The Contractor shall submit mix designs for approval, for each required mixture. Mix designs shall be developed by Level III personnel who have completed the course, "Superpave Mix Design Upgrade". The mixtures shall be designed according to the respective Illinois Modified AASHTO references listed below:

- AASHTO MP 2 Standard Specification for Superpave Volumetric Mix Design
- AASHTO R 30 Standard Practice for Mixture Conditioning of Hot-Mix Asphalt (HMA)
- AASHTO PP 28 Standard Practice for Designing Superpave HMA
- AASHTO T 209 Theoretical Maximum Specific Gravity and Density of Bituminous Paving Mixtures
- AASHTO T 312 Preparing and Determining the Density of Hot Mix Asphalt (HMA) Specimens by Means of the Superpave Gyrotory Compactor
- AASHTO T 308 Determining the Asphalt Content of Hot Mix Asphalt (HMA) by the Ignition Method

(a) Job Mix Formula (JMF). The JMF shall be according to the following limits:

<u>Ingredient</u>	<u>Percent by Dry Weight</u>
Aggregate.....	94.0 to 96.0
Asphalt Cement.....	4.0 to 6.0*
Dust/AC Ratio	1.4

*Upper limit may be raised for the lower or top lifts if the Contractor elects to use a highly absorptive coarse and/or fine aggregate requiring more than six percent asphalt. The additional asphalt shall be furnished at no cost to the Department.

When RAP material is being used, the JMF shall be according to the following limits:

<u>Ingredient</u>	<u>Percent by Dry Weight</u>
Virgin Aggregate(s)	46.0 to 96.0
RAP Material(s) (Note 1).....	0 to 50
Mineral Filler (if required)	0 to 5.0
Asphalt Cement.....	4.0 to 7.0
Dust/AC Ratio	1.4

Note 1. If specified on the plans, the maximum percentage of RAP shall be as specified therein.

It is recommended that the selected combined aggregate gradation not pass through the restricted zones specified in Illinois Modified AASHTO MP 2.

(b) Volumetric Requirements.

Design Compactive Effort	Design Air Voids Target (%)
$N_{DES} = 30$	2.0

(c) Determination of Need for Anti-Stripping Additive. The mixture designer shall determine if an additive is needed in the mix to prevent stripping. The determination will be made on the basis of tests performed according to Illinois Modified AASHTO T 283 using 4 in. Marshall bricks. To be considered acceptable by the Engineer as a mixture not susceptible to stripping, the ratio of conditioned to unconditioned split tensile strengths (TSR) shall be equal to or greater than 0.75. Mixtures, either with or without an additive, with TSR values less than 0.75 will be considered unacceptable.

If it is determined that an additive is required, the additive may be hydrated lime, slaked quicklime, or a liquid additive, at the Contractor's option. The liquid additive shall be selected from the Department's list of approved additives and may be limited to those which have exhibited satisfactory performance in similar mixes.

Dry hydrated lime shall be added at a rate of 1.0 to 1.5 percent by weight of total dry aggregate. Slurry shall be added in such quantity as to provide the required amount of hydrated lime solids by weight of total dry aggregate. The exact rate of application for all anti-stripping additives will be determined by the Engineer. The method of application shall be according to Article 406.12 of the Standard Specifications."

Revise Article 312.08 of the Standard Specifications to read:

"312.08 Mixture Production. When a hot-mix plant conforming to Article 1102.01 is used, the aggregate shall be dried and heated in the revolving dryer to a temperature of 120 °C (250 °F) to 175 °C (350 °F).

The aggregate and bituminous material used in the bituminous aggregate mixture shall be measured separately and accurately by weight or by volume. When the aggregate is in the mixer, the bituminous material shall be added and mixing continued for a minimum of 35 seconds and until a homogeneous mixture is produced in which all particles of the aggregate are coated. The mixing period, size of the batch and the production rate shall be approved by the Engineer.

The ingredients shall be heated and combined in such a manner as to produce a mixture which, when discharged from the mixer, shall be workable and vary not more 10 °C (20 °F) from the temperature set by the Engineer.

When RAP material(s) is used in the bituminous aggregate mixture, the virgin aggregate(s) shall be dried and heated in the dryer to a temperature that will produce the specified resultant mix temperature when combined with the RAP material.

The heated virgin aggregates and mineral filler shall be combined with RAP material in such a manner as to produce a bituminous mixture which when discharged from the mixer shall not vary more than 15 °C (30 °F) from the temperature set by the Engineer. The combined ingredients shall be mixed for a minimum of 35 seconds and until a homogeneous mixture as to composition and temperature is obtained. The total mixing time shall be a minimum of 45 seconds consisting of dry and wet mixing. Variation in wet and dry mixing times may be permitted, depending on the moisture content and amount of salvaged material used. The mix temperature shall not exceed 175 °C (350 °F). Wide variations in the mixture temperature will be cause for rejection of the mix.

- (a) Personnel. The QC Manager and Level I Technician shall have successfully completed the Department's "Superpave Field Control Course".
- (b) Required Tests. Testing for stabilized subbase and bituminous shoulders shall be conducted to control the production of the bituminous mixture using the test methods identified and performed at a frequency not less than indicated in the following table.

Parameter	Frequency of Tests Non-Class I Mixtures	Test Method
Aggregate Gradation Hot bins for batch and continuous plants. Individual cold-feeds or combined belt-feed for drier-drum plants. (% passing sieves: 12.5 mm (1/2 In.), 4.75 mm (No. 4), 75 µm (No. 200))	1 gradation per day of production. The first day of production shall be washed ignition oven test on the mix. Thereafter, the testing shall alternate between dry gradation and washed ignition oven test on the mix. The dry gradation and the washed ignition oven test results shall be plotted on the same control chart.	Illinois Procedure (See Manual of Test Procedures for Materials).
Asphalt Content by ignition oven (Note 1.)	1 per day	Illinois-Modified AASHTO T 308

Air Voids		
Bulk Specific Gravity of Gyratory Sample	1 per day	Illinois-Modified AASHTO T 312
Maximum Specific Gravity of Mixture	1 per day	Illinois-Modified AASHTO T 209

Note 1. The Engineer may waive the ignition oven requirement for AC content if the aggregates to be used are known to have ignition AC content calibration factors which exceed 1.5 percent. If the ignition oven requirement is waived, other Department approved methods shall be used to determine the AC content.

During production, the ratio of minus 75 µm (#200) sieve material to total asphalt cement shall be not less than 0.6 nor more than 1.6, and the moisture content of the mixture at discharge from the mixer shall not exceed 0.5 percent. If at any time the ratio of minus 75 µm (#200) material to asphalt or moisture content of the mixture falls outside the stated limits, production of the mix shall cease. The cause shall be determined and corrective action satisfactory to the Engineer shall be initiated prior to resumption of production.

During production, mixture containing an anti-stripping additive will be tested by the Engineer for stripping according to Illinois Modified AASHTO T 283. If the mixture fails to meet the TSR criteria for acceptance, no further mixture will be accepted until the Contractor takes such action as is necessary to furnish a mixture meeting the criteria.

- (c) Control Charts/Limits. Control charts/limits shall be according to QC/QA requirements for Non-Class I Mixtures except air voids and density shall be plotted on the control charts within the following control limits:

Individual Test Control Limits	
Voids	±1.2%
Density ^{1/}	93.0 – 97.4% of G _{mm}

- 1/ Except when placed as first lift over unimproved subgrade. When the exception applies, the first lift over unimproved subgrade shall be compacted to an average density of not less than 95 percent nor greater than 102 percent of the target density obtained on the growth curve.

Replace Article 312.10 of the Standard Specifications with the following:

“312.10 Placing. After the subgrade has been compacted and is acceptable to the Engineer, the bituminous aggregate mixture shall be spread upon it with a mechanical spreader. The maximum compacted thickness of each lift shall be 150 mm (6 in.) provided the required density is obtained. The minimum compacted thickness of each lift shall be according to the following table:

Nominal Maximum Aggregate Size of Mixture	Minimum Compacted Lift Thickness
CA 12 – 12.5 mm (1/2 in.)	38 mm (1 1/2 in.)
CA 10 - 19 mm (3/4 in.)	57 mm (2 1/4 in.)
CA 6 – 25 mm (1 in.)	76 mm (3 in.)

The surface of each lift shall be clean and dry before succeeding lifts are placed.”

Revise Article 482.02 of the Standard Specifications to read:

“**482.02 Materials.** Materials shall meet the requirements of Article 312.03. For the top lift, the aggregate used shall meet the gradation requirements for a CA 10 or CA 12. Blending of aggregates to meet these gradation requirements will be permitted.”

Revise the first paragraph of Article 482.04 of the Standard Specifications to read:

“**482.04 General.** For pavement and shoulder resurfacing projects, Superpave binder and surface course mixtures may be used in lieu of bituminous aggregate mixture for the resurfacing of shoulders, at the option of the Contractor, or shall be used when specified on the plans.”

Revise Article 482.04(c) of the Standard Specifications to read:

“(c) Mixture Production312.08”

Revise Article 482.05 of the Standard Specifications to read:

“**482.05 Composition of Bituminous Aggregate Mixture.** The composition of the mixture shall be according to Article 312.06, except that the amount of asphalt cement used in the top lift shall be increased up to 0.5 percent more than that required in the lower lifts. For resurfacing projects when the Superpave binder and surface course mixtures option is used, the asphalt cement used in the top lift shall not be increased. Superpave mixtures used on the top lift of such shoulders shall meet the gradation requirements of the special provision “Superpave Bituminous Concrete Mixtures”.

For shoulder and strip construction, the composition of the Superpave binder and surface course shall be the same as that specified for the mainline pavement.”

In the following locations of Section 482 of the Standard Specifications, change “Class I” to “Superpave”:

- the second paragraph of Article 482.04
- the first sentence of the second paragraph of Article 482.06
- the first sentence of the fourth paragraph of Article 482.06
- the second sentence of the fourth paragraph of Article 482.06
- the first sentence of the third paragraph of Article 482.08(b)

Revise the first paragraph of Article 482.06 of the Standard Specifications to read:

"482.06 Placing. This work shall be according to Article 312.10 as modified herein. The mechanical spreader for the top lift of shoulders shall meet the requirements of Article 1102.03 when the shoulder width is 3 m (10 ft) or greater."

Revise Article 482.09 of the Standard Specifications to read:

"482.09 Basis of Payment. When bituminous shoulders are constructed along the edges of the completed pavement structure, this work will be paid for at the contract unit price per square meter (square yard) for BITUMINOUS SHOULDERS SUPERPAVE of the thickness specified. The specified thickness shall be the thickness shown on the plans at the edge of the pavement.

On pavement and shoulder resurfacing projects, the shoulder resurfacing will be paid for at the contract unit price per metric ton (ton) for BITUMINOUS SHOULDERS SUPERPAVE.

The construction of shoulder strips for resurfacing pavements will be paid according to the special provision, "Superpave Bituminous Concrete Mixtures".

STEEL PLATE BEAM GUARDRAIL (BDE)

Effective: November 1, 2005

Revised: August 1, 2006

Revise the first paragraph of Article 1006.25 of the Standard Specifications to read:

"Steel plate beam guardrail, including bolts, nuts and washers, shall be according to AASHTO M 180. Guardrails shall be Class A, with Type II coatings. The weight of the galvanized coating for each side of the guardrail shall be at least 610 g/sq m (2.00 oz/sq ft). The overall combined mass (weight) of the coating on both sides shall meet or exceed 1220 g/sq m (4.00 oz/sq ft). The thickness of the zinc or zinc alloy will be determined for each side using the average of at least three non-destructive test readings taken on that side of the guardrail. The minimum average thickness for each side shall be 79 μ m (3.1 mils)."

SUBCONTRACTOR MOBILIZATION PAYMENTS (BDE)

Effective: April 2, 2005

To account for the preparatory work and operations necessary for the movement of subcontractor personnel, equipment, supplies, and incidentals to the project site and for all other work or operations that must be performed or costs incurred when beginning work approved for subcontracting in accordance with Article 108.01 of the Standard Specifications, the Contractor shall make a mobilization payment to each subcontractor.

This mobilization payment shall be made at least 14 days prior to the subcontractor starting work. The amount paid shall be equal to 3 percent of the amount of the subcontract reported on form BC 260A submitted for the approval of the subcontractor's work.

This provision shall be incorporated directly or by reference into each subcontract approved by the Department.

SUBGRADE PREPARATION (BDE)

Effective: November 1, 2002

Revise the tenth paragraph of Article 301.03 of the Standard Specifications to read:

“Equipment of such weight, or used in such a way as to cause a rut in the finished subgrade of 13 mm (1/2 in.) or more in depth, shall be removed from the work or the rutting otherwise prevented.”

SUPERPAVE BITUMINOUS CONCRETE MIXTURES (BDE)

Effective: January 1, 2000

Revised: April 1, 2004

Description. This work shall consist of designing, producing and constructing Superpave bituminous concrete mixtures using Illinois Modified Strategic Highway Research Program (SHRP) Superpave criteria. This work shall be according to Sections 406 and 407 of the Standard Specifications and the special provision, "Quality Control/Quality Assurance of Bituminous Concrete Mixtures", except as follows.

Materials.

- (a) Fine Aggregate Blend Requirement. The Contractor may be required to provide FA 20 manufactured sand to meet the design requirements. For mixtures with $N_{design} \geq 90$, at least 50 percent of the required fine aggregate fraction shall consist of either stone sand, slag sand, or steel slag sand meeting the FA/FM 20 gradation.
- (b) Reclaimed Asphalt Pavement (RAP). If the Contractor is allowed to use more than 15 percent RAP, as specified in the plans, a softer performance-graded binder may be required as determined by the Engineer.

RAP shall meet the requirements of the special provision, "RAP for Use in Bituminous Concrete Mixtures".

RAP will not be permitted in mixtures containing polymer modifiers.

RAP containing steel slag will be permitted for use in top-lift surface mixtures only.

- (c) Bituminous Material. The asphalt cement (AC) shall be performance-graded (PG) or polymer modified performance-graded (SBS-PG or SBR-PG) meeting the requirements of Article 1009.05 of the Standard Specifications for the grade specified on the plans.

The following additional guidelines shall be used if a polymer modified asphalt is specified:

- (1) The polymer modified asphalt cement shall be shipped, maintained, and stored at the mix plant according to the manufacturer's requirements. Polymer modified asphalt cement shall be placed in an empty tank and shall not be blended with other asphalt cements.
- (2) The mixture shall be designed using a mixing temperature of 163 ± 3 °C (325 ± 5 °F) and a gyratory compaction temperature of 152 ± 3 °C (305 ± 5 °F).
- (3) Pneumatic-tired rollers will not be allowed unless otherwise specified by the Engineer. A vibratory roller meeting the requirements of Article 406.16 of the Standard Specifications shall be required in the absence of the pneumatic-tired roller.

Laboratory Equipment.

- (a) Superpave Gyratory Compactor. The superpave gyratory compactor (SGC) shall be used for all QC/QA testing.
- (b) Ignition Oven. The ignition oven shall be used to determine the AC content. The ignition oven shall also be used to recover aggregates for all required washed gradations.

The Engineer may waive the ignition oven requirement for AC content if the aggregates to be used are known to have ignition AC content calibration factors which exceed 1.5 percent. If the ignition oven requirement is waived, other Department approved methods shall be used to determine the AC content.

Mixture Design. The Contractor shall submit mix designs, for approval, for each required mixture. Mix designs shall be developed by Level III personnel who have successfully completed the course, "Superpave Mix Design Upgrade". Articles 406.10 and 406.13 of the Standard Specifications shall not apply. The mixtures shall be designed according to the respective Illinois Modified AASHTO references listed below.

AASHTO MP 2	Standard Specification for Superpave Volumetric Mix Design
AASHTO R 30	Standard Practice for Mixture Conditioning of Hot-Mix Asphalt (HMA)
AASHTO PP 28	Standard Practice for Designing Superpave HMA
AASHTO T 209	Theoretical Maximum Specific Gravity and Density of Bituminous Paving Mixtures
AASHTO T 312	Preparing and Determining the Density of Hot Mix Asphalt (HMA) Specimens by Means of the Superpave Gyratory Compactor
AASHTO T 308	Determining the Asphalt Content of Hot Mix Asphalt (HMA) by the Ignition Method

- (a) Mixture Composition. The ingredients of the bituminous mixture shall be combined in such proportions as to produce a mixture conforming to the composition limits by weight.

The gradation mixture specified on the plans shall produce a mixture falling within the limits specified in Table 1.

TABLE 1. MIXTURE COMPOSITION (% PASSING)^{1/}								
Sieve Size	IL-25.0 mm		IL-19.0 mm		IL-12.5 mm^{4/}		IL-9.5 mm^{4/}	
	min	max	min	max	Min	max	min	max
37.5 mm (1 1/2 in.)		100						
25 mm (1 in.)	90	100		100				
19 mm (3/4 in.)		90	82	100		100		
12.5 mm (1/2 in.)	45	75	50	85	90	100		100
9.5 mm (3/8 in.)						89	90	100
4.75 mm (#4)	24	42 ^{2/}	24	50 ^{2/}	28	65	28	65
2.36 mm (#8)	16	31	20	36	28	48 ^{3/}	28	48 ^{3/}
1.18 mm (#16)	10	22	10	25	10	32	10	32
600 μm (#30)								
300 μm (#50)	4	12	4	12	4	15	4	15
150 μm (#100)	3	9	3	9	3	10	3	10
75 μm (#200)	3	6	3	6	4	6	4	6

- 1/ Based on percent of total aggregate weight.
- 2/ The mixture composition shall not exceed 40 percent passing the 4.75 mm (#4) sieve for binder courses with Ndesign ≥ 90.
- 3/ The mixture composition shall not exceed 40 percent passing the 2.36 mm (#8) sieve for surface courses with Ndesign ≥ 90.
- 4/ The mixture composition for surface courses shall be according to IL-12.5 mm or IL-9.5 mm, unless otherwise specified by the Engineer.

One of the above gradations shall be used for leveling binder as specified in the plans and according to Article 406.04 of the Standard Specifications.

It is recommended that the selected combined aggregate gradation not pass through the restricted zones specified in Illinois Modified AASHTO MP 2.

- (b) Dust/AC Ratio for Superpave. The ratio of material passing the 75 μm (#200) sieve to total asphalt cement shall not exceed 1.0 for mixture design (based on total weight of mixture).
- (c) Volumetric Requirements. The target value for the air voids of the hot mix asphalt (HMA) shall be 4.0 percent at the design number of gyrations. The VMA and VFA of the HMA design shall be based on the nominal maximum size of the aggregate in the mix and shall conform to the requirements listed in Table 2.

TABLE 2. VOLUMETRIC REQUIREMENTS					
Ndesign	Voids in the Mineral Aggregate (VMA), % minimum				Voids Filled with Asphalt (VFA), %
	IL-25.0	IL-19.0	IL-12.5	IL-9.5	
50	12.0	13.0	14.0	15	65 - 78
70					65 - 75
90					
105					

- (d) Determination of Need for Anti-Stripping Additive. The mixture designer shall determine if an additive is needed in the mix to prevent stripping. The determination will be made on the basis of tests performed according to Illinois Modified T 283 using 4 in. Marshall bricks. To be considered acceptable by the Department as a mixture not susceptible to stripping, the ratio of conditioned to unconditioned split tensile strengths (TSRs) shall be equal to or greater than 0.75. Mixtures, either with or without an additive, with TSRs less than 0.75 will be considered unacceptable.

If it is determined that an additive is required, the additive may be hydrated lime, slaked quicklime, or a liquid additive, at the Contractor's option. The liquid additive shall be selected from the Department's list of approved additives and may be limited to those which have exhibited satisfactory performance in similar mixes.

Dry hydrated lime shall be added at a rate of 1.0 to 1.5 percent by weight of total dry aggregate. Slurry shall be added in such quantity as to provide the required amount of hydrated lime solids by weight of total dry aggregate. The exact rate of application for all anti-stripping additives will be determined by the Department. The method of application shall be according to Article 406.12 of the Standard Specifications.

Personnel. The QC Manager and Level I Technician shall have successfully completed the Department's "Superpave Field Control Course".

Required Plant Tests. Testing shall be conducted to control the production of the bituminous mixture. The Contractor shall use the test methods identified to perform the following mixture tests at a frequency not less than that indicated in Table 3.

TABLE 3. REQUIRED PLANT TESTS for SUPERPAVE

Parameter		Frequency of Tests	Test Method
Aggregate Gradation Hot bins for batch and continuous plants Individual cold-feeds or combined belt-feed for drier drum plants. (% passing sieves: 12.5 mm (1/2 in.), 4.75 mm (No. 4), 2.36 mm (No. 8), 600 µm (No. 30), 75 µm (No. 200))		1 dry gradation per day of production (either morning or afternoon sample). And 1 washed ignition oven test on the mix per day of production (conduct in afternoon if dry gradation is conducted in the morning or vice versa). NOTE. The order in which the above tests are conducted shall alternate from the previous production day (example: a dry gradation conducted in the morning will be conducted in the afternoon on the next production day and so forth). The dry gradation and washed ignition oven test results shall be plotted on the same control chart.	Illinois Procedure (See Manual of Test Procedures for Materials).
Asphalt Content by Ignition Oven (Note 1.)		1 per half day of production	Illinois Modified AASHTO T 308
Air Voids	Bulk Specific Gravity of Gyratory Sample	1 per half day of production for first 2 days and 1 per day thereafter (first sample of the day)	Illinois Modified AASHTO T 312
	Maximum Specific Gravity of Mixture		Illinois Modified AASHTO T 209

Note 1. The Engineer may waive the ignition oven requirement for AC content if the aggregates to be used are known to have ignition AC content calibration factors which exceed 1.5 percent. If the ignition oven requirement is waived, other Department approved methods shall be used to determine the AC content.

During production, the ratio of minus 75 µm (#200) sieve material to total asphalt cement shall be not less than 0.6 nor more than 1.2 and the moisture content of the mixture at discharge from the mixer shall not exceed 0.5 percent. If at any time the ratio of minus 75 µm (#200) material to asphalt or moisture content of the mixture falls outside the stated limits, production of the mix shall cease. The cause shall be determined and corrective action satisfactory to the Engineer shall be initiated prior to resuming production.

During production, mixtures containing an anti-stripping additive will be tested by the Department for stripping according to Illinois Modified T 283. If the mixture fails to meet the TSR criteria for acceptance, no further mixture will be accepted until the Contractor takes such action as is necessary to furnish a mixture meeting the criteria.

Construction Requirements

Lift Thickness.

- (a) Binder and Surface Courses. The minimum compacted lift thickness for constructing bituminous concrete binder and surface courses shall be according to Table 4:

TABLE 4 – MINIMUM COMPACTED LIFT THICKNESS	
Mixture	Thickness, mm (in.)
IL-9.5	32 (1 1/4)
IL-12.5	38 (1 1/2)
IL-19.0	57 (2 1/4)
IL-25.0	76 (3)

- (b) Leveling Binder. Mixtures used for leveling binder shall be as follows:

TABLE 5 – LEVELING BINDER	
Nominal, Compacted, Leveling Binder Thickness, mm (in.)	Mixture
≤ 32 (1 1/4)	IL-9.5
32 (1 1/4) to 50 (2)	IL 9.5 or IL-12.5

Density requirements shall apply for leveling binder when the nominal, compacted thickness is 32 mm (1 1/4 in.) or greater for IL-9.5 mixtures and 38 mm (1 1/2 in.) or greater for IL-12.5 mixtures.

- (c) Full-Depth Pavement. The compacted thickness of the initial lift of binder course shall be 100 mm (4 in.). The compacted thickness of succeeding lifts shall meet the minimums specified in Table 4 but not exceed 100 mm (4 in.).

If a vibratory roller is used for breakdown, the compacted thickness of the binder lifts, excluding the top lift, may be increased to 150 mm (6 in.) provided the required density is obtained.

- (d) Bituminous Patching. The minimum compacted lift thickness for constructing bituminous patches shall be according to Table 4.

Control Charts/Limits. Control charts/limits shall be according to QC/QA Class I requirements, except density shall be plotted on the control charts within the following control limits:

TABLE 6. DENSITY CONTROL LIMITS		
Mixture	Parameter	Individual Test
12.5 mm / 9.5 mm	N _{design} ≥ 90	92.0 – 96.0%
12.5 mm / 9.5 mm	N _{design} < 90	92.5 – 97.4%
19.0 mm / 25.0 mm	N _{design} ≥ 90	93.0 – 96.0%
19.0 mm / 25.0 mm	N _{design} < 90	93.0 – 97.4%

Basis of Payment. On resurfacing projects, this work will be paid for at the contract unit price per metric ton (ton) for BITUMINOUS CONCRETE SURFACE COURSE, SUPERPAVE, of the friction aggregate mixture and Ndesign specified, LEVELING BINDER (HAND METHOD), SUPERPAVE, of the Ndesign specified, LEVELING BINDER (MACHINE METHOD), SUPERPAVE, of the Ndesign specified, and BITUMINOUS CONCRETE BINDER COURSE, SUPERPAVE, of the mixture composition and Ndesign specified.

On resurfacing projects in which polymer modifiers are required, this work will be paid for at the contract unit price per metric ton (ton) for POLYMERIZED BITUMINOUS CONCRETE SURFACE COURSE, SUPERPAVE, of the friction aggregate mixture and Ndesign specified, POLYMERIZED LEVELING BINDER (HAND METHOD), SUPERPAVE, of the Ndesign specified, POLYMERIZED LEVELING BINDER (MACHINE METHOD), SUPERPAVE, of the Ndesign specified, and POLYMERIZED BITUMINOUS CONCRETE BINDER COURSE, SUPERPAVE, of the mixture composition and Ndesign specified.

On full-depth pavement projects, this work will be paid for at the contract unit price per square meter (square yard) for BITUMINOUS CONCRETE PAVEMENT, (FULL-DEPTH), SUPERPAVE, of the thickness specified.

On projects where widening is constructed and the entire pavement is then resurfaced, the binder for the widening will be paid for at the contract unit price per square meter (square yard) for BITUMINOUS CONCRETE BINDER COURSE, SUPERPAVE, of the mixture composition, Ndesign, and thickness specified. The surface and binder used to resurface the entire pavement will be paid for according to the paragraphs above for resurfacing projects.

SUSPENSION OF SLIPFORMED PARAPETS (BDE)

Effective: June 11, 2004

The slipforming option, as stated in Article 503.17(e)(1) of the Standard Specifications will not be allowed on this project.

TEMPORARY CONCRETE BARRIER (BDE)

Effective: October 1, 2002

Revised: November 1, 2003

Revise Section 704 of the Standard Specifications to read:

“SECTION 704. TEMPORARY CONCRETE BARRIER

704.01 Description. This work shall consist of furnishing, placing, maintaining, relocating and removing precast concrete barrier at temporary locations as shown on the plans or as directed by the Engineer.

704.02 Materials. Materials shall meet the requirements of the following Articles of Section 1000 - Materials:

Item	Article/Section
(a) Portland Cement Concrete.....	1020
(b) Reinforcement Bars (Note 1)	1006.10(a)(b)
(c) Connecting Pins and Anchoring Pins.....	1006.09
(d) Connecting Loop Bars (Note 2)	
(e) Rapid Set Mortar (Note 3)	

Note 1. Reinforcement bars shall be Grade 400 (Grade 60).

Note 2. Connecting loop bars shall be smooth bars conforming to the requirements of ASTM A 36.

Note 3. Rapid set materials shall be obtained from the Department's approved list of Packaged, Dry, Rapid Hardening Cementitious Materials for Concrete Repairs. For a rapid set mortar mixture, one part packaged rapid set cement shall be combined with two parts fine aggregate, by volume or a packaged rapid set mortar shall be used. Mixing of the rapid set mortar shall be according to the manufacturer's instructions.

CONSTRUCTION REQUIREMENTS

704.03 General. Precast concrete barrier produced after October 1, 2002 shall meet National Cooperative Highway Research Program (NCHRP) Report 350, Category 3, Test Level 3 requirements and have the F shape. Precast concrete barrier shall be constructed according to the Bureau of Materials and Physical Research's Policy Memorandum "Quality Control/Quality Assurance Program for Precast Concrete Products", applicable portions of Sections 504 and 1020, and to the details shown on the plans.

Precast units shall not be removed from the casting beds until a flexural strength of 2,000 kPa (300 psi) or a compressive strength of 10,000 kPa (1400 psi) is attained. When the concrete has attained a compressive strength according to Article 1020.04, and not prior to four days after casting, the units may be loaded, shipped and used.

704.04 Installation. F shape barrier units shall be seated on bare, clean pavement or paved shoulder and pinned together in a smooth, continuous line at the exact locations provided by the Engineer. The barrier unit at each end of the installation shall be secured to the pavement or paved shoulder using six anchoring pins and protected with an impact attenuator as shown on the plans.

F shape and New Jersey shape barrier units shall not be mixed in the same run.

Barrier units or attachments damaged during transportation or handling, or by traffic during the life of the installation, shall be repaired or replaced by the Contractor at his/her expense. The Engineer will be the sole judge in determining which units or attachments require repair or replacement.

The temporary barriers shall be removed when no longer required by the contract. After removal, all anchoring holes in the pavement or paved shoulder shall be filled with a rapid set

mortar. Only enough water to permit placement and consolidation by rodding shall be used and the material shall be struck-off flush.

704.05 New Jersey Shape Barrier. New Jersey shape barrier produced prior to October 1, 2002 according to earlier Department standards, may be used until January 1, 2008.

Barrier units or attachments damaged during transportation or handling, or by traffic during the life of the installation, shall be repaired or replaced by the Contractor at his/her expense. The Engineer will be the sole judge in determining which units or attachments require repair or replacement.

F shape and New Jersey shape barrier units shall not be mixed in the same run.

The barrier unit at each end of the installation shall be secured to the pavement or paved shoulder using six dowel bars and protected with an impact attenuator as shown on the plans.

The temporary barriers shall be removed when no longer required by the contract. After removal, all anchoring holes in the pavement or paved shoulder shall be filled with a rapid set mortar. Only enough water to permit placement and consolidation by rodding shall be used and the material shall be struck-off flush.

704.06 Method of Measurement. Temporary concrete barrier will be measured for payment in meters (feet) in place along the centerline of the barrier. When temporary concrete barrier is relocated within the limits of the jobsite, the relocated barrier will be measured for payment in meters (feet) in place along the centerline of the barrier.

704.07 Basis of Payment. When the Contractor furnishes the barrier units, this work will be paid for at the contract unit price per meter (foot) for TEMPORARY CONCRETE BARRIER or RELOCATE TEMPORARY CONCRETE BARRIER.

When the Department furnishes the barrier units, this work will be paid for at the contract unit price per meter (foot) for TEMPORARY CONCRETE BARRIER, STATE OWNED or RELOCATE TEMPORARY CONCRETE BARRIER, STATE OWNED.

Impact attenuators will be paid for separately.”

TEMPORARY EROSION CONTROL (BDE)

Effective: November 1, 2002

Revise the fifth sentence of the third paragraph of Article 280.04(a) of the Standard Specifications to read:

“This work may be constructed of hay or straw bales, extruded UV resistant high density polyethylene panels, erosion control blanket, mulch barrier, aggregate barriers, excavation, seeding, or mulch used separately or in combination, as approved, by the Engineer.”

Add the following paragraphs after the fifth paragraph of Article 280.04(a) of the Standard Specifications.

“A ditch check constructed of extruded, UV resistant, high density polyethylene panels, “M” pins and erosion control blanket shall consist of the following materials:

Extruded, UV resistant, high density polyethylene panels shall have a minimum height of 250 mm (10 in.) and minimum length of 1.0 m (39.4 in.). The panels shall have a 51 mm (2 in.) lip along the bottom of the panel. Each panel shall have a single rib thickness of 4 mm (5/32 in.) with a 12 mm (1/2 in.) distance between the ribs. The panels shall have an average apparent opening size equal to 4.75 mm (No. 4) sieve, with an average of 30 percent open area. The tensile strength of each panel shall be 26.27 kN/m (1800 lb/ft) in the machine direction and 7.3 kN/m (500 lb/ft) in the transverse direction when tested according to ASTM D 4595.

“M” pins shall be at least 76 mm (3 in.) by 686 mm (27 in.), constructed out of deformed grade C1008 D3.5 rod (0.211 in. diameter). The rod shall have a minimum tensile strength of 55 MPa (8000 psi).

Erosion control blanket shall conform to Article 251.04.

A section of erosion control blanket shall be placed transverse to the flowline direction of the ditch prior to the construction of the polyethylene ditch check. The length of the section shall extend from the top of one side of the ditch to the top of the opposite side of the ditch, while the width of the section shall be one roll width of the blanket. The upstream edge of the erosion control blanket shall be secured in a 100 mm (4 in.) trench. The blanket shall be secured in the trench with 200 mm (8 in.) staples placed at 300 mm (1 ft) intervals along the edge before the trench is backfilled. Once the upstream edge of the blanket is secured, the downstream edge shall be secured with 200 mm (8 in.) staples placed at 300 mm (1 ft) intervals along the edge. The polyethylene ditch check shall be installed in the middle of the erosion control blanket, with the lip of each panel facing outward.

The ditch check shall consist of two panels placed back to back forming a single row. Placement of the first two panels shall be at the toe of the backslope or sideslope, with the panels extending across the bottom of the ditch. Subsequent panels shall extend both across the bottom of the ditch and up the opposite sideslope, as well as up the original backslope or sideslope at the distance determined by the Engineer.

The M pins shall be driven through the panel lips to secure the panels to the ground. M pins shall be installed in the center of the panels with adjacent panels overlapping the ends a minimum of 50 mm (2 in.). The pins shall be placed through both sets of panels at each overlap. They shall be installed at an interval of three M pins per one meter (39 in.) length of ditch check. The panels shall be wedged into the M pins at the top to ensure firm contact between the entire bottom of the panels and the soil.”

TEMPORARY PORTABLE BRIDGE TRAFFIC SIGNALS (BDE)

Effective: August 1, 2003

Description. At the Contractor’s option, temporary portable bridge traffic signals may be used in place of temporary bridge traffic signals. Work shall be according to Article 701.06(b) of the Standard Specifications except as follows:

Materials. Materials shall meet the following Articles of Section 1000 – Materials:

Item	Article/Section
(a) Traffic Signal Head.....	1078
(b) Electric Cable	1076.04
(c) Controller.....	1073
(d) Controller Cabinet	1074.03
(e) Detector Loop.....	1079

CONSTRUCTION REQUIREMENTS

General. The temporary portable bridge traffic signals shall be trailer-mounted units. The trailer-mounted units shall be set up securely and level. Each unit shall be self-contained and consist of two signal heads. The left signal head shall be mounted on a mast arm capable of extending over the travel lane. Each unit shall contain a solar cell system to facilitate battery charging. There shall be a minimum of 12 days backup reserve battery supply and the units shall be capable of operating with a 120 V power supply from a generator or electrical service.

All signal heads located over the travel lane shall be mounted at a minimum height of 5 m (17 ft) from the bottom of the signal back plate to the top of the road surface. All far right signal heads located outside the travel lane shall be mounted at a minimum height of 2.5 m (8 ft) from the bottom of the signal back plate to the top of the adjacent travel lane surface.

The long all red intervals for the traffic signal controller shall be adjustable up to 250 seconds in one-second increments.

As an alternative to detector loops, temporary portable bridge traffic signals may be equipped with microwave sensors or other approved methods of vehicle detection and traffic actuation. All portable traffic signal units shall be interconnected using hardwire communication cable or radio communication equipment. If radio communication is used, a site analysis shall be completed to ensure that there is no interference present that would affect the traffic signal operation. The radio equipment shall meet all applicable FCC requirements.

The temporary portable bridge traffic signal system shall meet the physical display and operational requirements of conventional traffic signals as specified in Part IV of the Manual on Uniform Traffic Control Devices (MUTCD). The signal system shall be designed to continuously operate over an ambient temperature range between -34 °C (-30 °F) and 48 °C (120 °F).

When not being utilized to inform and direct traffic, portable signals shall be treated as non-operating equipment according to Article 701.04(b)(3).

Basis of Payment. This work will be paid for according to Article 701.08(c).

TRAFFIC BARRIER TERMINALS (BDE)

Effective: January 1, 2003

Revise Article 631.05 of the Standard Specifications to read:

“631.05 Traffic Barrier Terminal, Type 5 and Type 5A. The face of the guardrail shall be installed flush with the face of the bridge rail or parapet.”

Revise Article 631.06 of the Standard Specifications to read:

“631.06 Traffic Barrier Terminal, Type 6. When attaching the end shoe to concrete constructed with forms and with a thickness of 300 mm (12 in.) or less, the holes may be formed, core drilled or an approved 20 mm (3/4 in.) cast-in-place insert may be used.

When attaching the end shoe to concrete constructed with forms and with a thickness greater than 300 mm (12 in.), an approved M20 (3/4 in.) bolt with an approved expansion device may be used in lieu of formed or core drilled holes.

When attaching the end shoe to concrete constructed by slipforming, the holes shall be core drilled.

The tapered, parapet, wood block out shall be used on all appurtenances with a sloped face.

When no bridge approach curb is present, Type B concrete curb shall be constructed as shown on the plans according to Section 606.”

Revise Article 631.07 of the Standard Specifications to read:

“631.07 Traffic Barrier Terminal, Type 6B. Attachment of the end shoe to concrete shall be according to Article 631.06 except the tapered, parapet, wood block out will not be required.”

Delete the third and fourth paragraphs of Article 631.11 of the Standard Specifications.

Add the following paragraph to the end of Article 631.11 of the Standard Specifications:

“Construction of the Type B concrete curb for TRAFFIC BARRIER TERMINAL, TYPE 6 will be paid for according to Article 606.14.”

TRAFFIC CONTROL DEFICIENCY DEDUCTION (BDE)

Effective: April 1, 1992

Revised: January 1, 2005

To ensure a prompt response to incidents involving the integrity of work zone traffic control, the Contractor shall provide a telephone number where a responsible individual can be contacted 24 hours-a-day.

When the Engineer is notified, or determines a traffic control deficiency exists, he/she will notify and direct the Contractor to correct the deficiency within a specified time. The specified time, which begins upon notification to the Contractor, will be from 1/2 hour to 12 hours based upon the urgency of the situation and the nature of the deficiency. The Engineer shall be the sole judge.

A deficiency may be any lack of repair, maintenance, or non-compliance with the traffic control plan. A deficiency may also be applied to situations where corrective action is not an option such as the use of non-certified flaggers for short term operations; working with lane closures beyond the time allowed in the contract; or failure to perform required contract obligations such as traffic control surveillance.

If the Contractor fails to correct a deficiency within the specified time, a daily monetary deduction will be imposed for each calendar day or fraction thereof the deficiency exists. The calendar day(s) will begin with notification to the Contractor and end with the Engineer's acceptance of the correction. The daily monetary deduction will be either \$1,000 or 0.05 percent of the awarded contract value, whichever is greater. For those deficiencies where corrective action was not an option this monetary deduction will be immediate.

In addition, if the Contractor fails to respond, the Engineer may correct the deficiency and the cost thereof will be deducted from monies due or which may become due the Contractor. This corrective action will in no way relieve the Contractor of his/her contractual requirements or responsibilities.

TRUCK BED RELEASE AGENT (BDE)

Effective: April 1, 2004

Add the following sentence after the third sentence of the first paragraph of Article 406.14 of the Standard Specifications.

"In addition to the release agent, the Contractor may use a light scatter of manufactured sand (FA 20 or FA 21) evenly distributed over the bed of the vehicle."

WEIGHT CONTROL DEFICIENCY DEDUCTION

Effective: April 1, 2001

Revised: August 1, 2002

The Contractor shall provide accurate weights of materials delivered to the contract for incorporation into the work (whether temporary or permanent) and for which the basis of payment is by weight. These weights shall be documented on delivery tickets which shall identify the source of the material, type of material, the date and time the material was loaded, the contract number, the net weight, the tare weight when applicable and the identification of the transporting vehicle. For aggregates, the Contractor shall have the driver of the vehicle furnish or establish an acceptable alternative to provide the contract number and a copy of the material order to the source for each load. The source is defined as that facility that produces the final material product that is to be incorporated into the contract pay items.

The Department will conduct random, independent vehicle weight checks for material sources according to the procedures outlined in the Documentation Section Policy Statement of the Department's Construction Manual and hereby incorporated by reference. The results of the independent weight checks shall be applicable to all contracts containing this Special Provision. Should the vehicle weight check for a source result in the net weight of material on the vehicle exceeding the net weight of material shown on the delivery ticket by 0.50% (0.70% for aggregates) or more, the Engineer will document the independent vehicle weight check and immediately furnish a copy of the results to the Contractor. No adjustment in pay quantity will be made. Should the vehicle weight check for a source result in the net weight of material shown on the delivery ticket exceeding the net weight of material on the vehicle by 0.50% (0.70% for aggregates) or more, the Engineer will document the independent vehicle weight check and immediately furnish a copy of the results to the Contractor. The Engineer will adjust the net weight shown on the delivery ticket to the checked delivered net weight as determined by the independent vehicle weight check.

The Engineer will also adjust the method of measurement for all contracts for subsequent deliveries of all materials from the source based on the independent weight check. The net weight of all materials delivered to all contracts containing this Special Provision from this source, for which the basis of payment is by weight, will be adjusted by applying a correction factor "A" as determined by the following formula:

$$A = 1.0 - \left(\frac{B - C}{B} \right); \text{ Where } A \leq 1.0; \left(\frac{B - C}{C} \right) > 0.50\% \text{ (0.70\% for aggregates)}$$

Where A = Adjustment factor
B = Net weight shown on delivery ticket
C = Net weight determined from independent weight check

The adjustment factor will be applied as follows:

$$\text{Adjusted Net Weight} = A \times \text{Delivery Ticket Net Weight}$$

The adjustment factor will be imposed until the cause of the deficient weight is identified and corrected by the Contractor to the satisfaction of the Engineer. If the cause of the deficient weight is not identified and corrected within seven (7) calendar days, the source shall cease delivery of all materials to all contracts containing this Special Provision for which the basis of payment is by weight.

Should the Contractor elect to challenge the results of the independent weight check, the Engineer will continue to document the weight of material for which the adjustment factor would be applied. However, provided the Contractor furnishes the Engineer with written documentation that the source scale has been calibrated within seven (7) calendar days after the date of the independent weight check, adjustments in the weight of material paid for will not be applied unless the scale calibration demonstrates that the source scale was not within the specified Department of Agriculture tolerance.

At the Contractor's option, the vehicle may be weighed on a second independent Department of Agriculture certified scale to verify the accuracy of the scale used for the independent weight check.

WORK ZONE TRAFFIC CONTROL DEVICES (BDE)

Effective: January 1, 2003

Revised: November 1, 2004

Add the following to Article 702.01 of the Standard Specifications:

"All devices and combinations of devices shall meet the requirements of the National Cooperative Highway Research Program (NCHRP) Report 350 for their respective categories. The categories are as follows:

Category 1 includes small, lightweight, channelizing and delineating devices that have been in common use for many years and are known to be crashworthy by crash testing of similar devices or years of demonstrable safe performance. These include cones, tubular markers, flexible delineators and plastic drums with no attachments. Category 1 devices shall be crash tested and accepted or may be self-certified by the manufacturer.

Category 2 includes devices that are not expected to produce significant vehicular velocity change but may otherwise be hazardous. These include drums and vertical panels with lights, barricades and portable sign supports. Category 2 devices shall be crash tested and accepted for Test Level 3.

Category 3 includes devices that are expected to cause significant velocity changes or other potentially harmful reactions to impacting vehicles. These include crash cushions, truck mounted attenuators and other devices not meeting the definitions of Category 1 or 2. Category 3 devices shall be crash tested and accepted for either Test Level 3 or the test level specified.

Category 4 includes portable or trailer-mounted devices such as arrow boards, changeable message signs, temporary traffic signals and area lighting supports. Currently, there is no implementation date set for this category and it is exempt from the NCHRP 350 compliance requirement.

The Contractor shall provide a manufacturer's self-certification letter for each Category 1 device and an FHWA acceptance letter for each Category 2 and Category 3 device used on the contract. The letters shall state the device meets the NCHRP 350 requirements for its respective category and test level, and shall include a detail drawing of the device."

Delete the third, fourth and fifth paragraphs of Article 702.03(b) of the Standard Specifications.

Delete the third sentence of the first paragraph of Article 702.03(c) of the Standard Specifications.

Revise the first sentence of the first paragraph of Article 702.03(e) of the Standard Specifications to read:

“Drums shall be nonmetallic and have alternating reflectorized Type AA or Type AP fluorescent orange and reflectorized white horizontal, circumferential stripes.”

Add the following to Article 702.03 of the Standard Specifications:

“(h) Vertical Barricades. Vertical barricades may be used in lieu of cones, drums or Type II barricades to channelize traffic.”

Delete the fourth paragraph of Article 702.05(a) of the Standard Specifications.

Revise the sixth paragraph of Article 702.05(a) of the Standard Specifications to read:

“When the work operations exceed four days, all signs shall be post mounted unless the signs are located on the pavement or define a moving or intermittent operation. When approved by the Engineer, a temporary sign stand may be used to support a sign at 1.2 m (5 ft) minimum where posts are impractical. Longitudinal dimensions shown on the plans for the placement of signs may be increased up to 30 m (100 ft) to avoid obstacles, hazards or to improve sight distance, when approved by the Engineer. “ROAD CONSTRUCTION AHEAD” signs will also be required on side roads located within the limits of the mainline “ROAD CONSTRUCTION AHEAD” signs.”

Delete all references to “Type 1A barricades” and “wing barricades” throughout Section 702 of the Standard Specifications.

WORKING DAYS (BDE)

Effective: January 1, 2002

The Contractor shall complete the work within 60 working days.

STEEL COST ADJUSTMENT (BDE) (RETURN WITH BID)

Effective: April 2, 2004

Revised: July 1, 2004

Description. At the bidder’s option, a steel cost adjustment will be made to provide additional compensation to the Contractor or a credit to the Department for fluctuations in steel prices. The bidder must indicate on the attached form whether or not steel cost adjustments will be part of this contract. This attached form shall be submitted with the bid. Failure to submit the form shall make this contract exempt of steel cost adjustments.

Types of Steel Products. An adjustment will be made for fluctuations in the cost of steel used in the manufacture of the following items:

- Metal Piling (excluding temporary sheet piling)
- Structural Steel
- Reinforcing Steel

Other steel materials such as dowel bars, tie bars, mesh reinforcement, guardrail, steel traffic signal and light poles, towers and mast arms, metal railings (excluding wire fence), frames and

grates, and other miscellaneous items will be subject to a steel cost adjustment when the pay item they are used in has a contract value of \$10,000 or greater.

Documentation. Sufficient documentation shall be furnished to the Engineer to verify the following:

- (a) Evidence that increased or decreased steel costs have been passed on to the Contractor.
- (b) The dates and quantity of steel, in kg (lb), shipped from the mill to the fabricator.
- (c) The quantity of steel, in kg (lb), incorporated into the various items of work covered by this special provision. The Department reserves the right to verify submitted quantities.

Method of Adjustment. Steel cost adjustments will be computed as follows:

$$SCA = Q \times D$$

Where: SCA = steel cost adjustment, in dollars
Q = quantity of steel incorporated into the work, in kg (lb)
D = price factor, in dollars per kg (lb)

$$D = CBP_M - CBP_L$$

Where: CBP_M = The average of the Consumer Buying Price indices for Shredded Auto Scrap (Chicago) and No. 1 Heavy Melt (Chicago) as published by the American Metal Market (AMM) for the day the steel is shipped from the mill. The indices will be converted from dollars per ton to dollars per kg (lb).

CBP_L = The average of the Consumer Buying Price indices for Shredded Auto Scrap (Chicago) and No. 1 Heavy Melt (Chicago) as published by the AMM for the day the contract is let. The indices will be converted from dollars per ton to dollars per kg (lb).

The unit masses (weights) of steel that will be used to calculate the steel cost adjustment for the various items are shown in the attached table.

No steel cost adjustment will be made for any products manufactured from steel having a mill shipping date prior to the letting date.

If the Contractor fails to provide the required documentation, the method of adjustment will be calculated as described above; however, the CBP_M will be based on the date the steel arrives at the job site. In this case, an adjustment will only be made when there is a decrease in steel costs.

Basis of Payment. Steel cost adjustments may be positive or negative but will only be made when there is a difference between the CBP_L and CBP_M in excess of five percent, as calculated by:

$$\text{Percent Difference} = \{(CBP_L - CBP_M) \div CBP_L\} \times 100$$

Steel cost adjustments will be calculated by the Engineer and will be paid or deducted when all other contract requirements for the steel items are satisfied. Adjustments will only be made for fluctuations in the cost of the steel as described herein. No adjustment will be made for changes in the cost of manufacturing, fabrication, shipping, storage, etc.

Attachment

Item	Unit Mass (Weight)
Metal Piling (excluding temporary sheet piling)	
Furnishing Metal Pile Shells 305 mm (12 in.), 3.80 mm (0.179 in.) wall thickness	34 kg/m (23 lb/ft)
Furnishing Metal Pile Shells 305 mm (12 in.), 6.35 mm (0.250 in.) wall thickness	48 kg/m (32 lb/ft)
Furnishing Metal Pile Shells 356 mm (14 in.), 6.35 mm (0.250 in.) wall thickness	55 kg/m (37 lb/ft)
Other piling	See plans
Structural Steel	See plans for weights
Reinforcing Steel	See plans for weights
Dowel Bars and Tie Bars	3 kg (6 lb) each
Mesh Reinforcement	310 kg/sq m (63 lb/100 sq ft)
Guardrail	
Steel Plate Beam Guardrail, Type A w/steel posts	30 kg/m (20 lb/ft)
Steel Plate Beam Guardrail, Type B w/steel posts	45 kg/m (30 lb/ft)
Steel Plate Beam Guardrail, Types A and B w/wood posts	12 kg/m (8 lb/ft)
Steel Plate Beam Guardrail, Type 2	140 kg (305 lb) each
Steel Plate Beam Guardrail, Type 6	570 kg (1260 lb) each
Traffic Barrier Terminal, Type 1 Special (Tangent)	330 kg (730 lb) each
Traffic Barrier Terminal, Type 1 Special (Flared)	185 kg (410 lb) each
Steel Traffic Signal and Light Poles, Towers and Mast Arms	
Traffic Signal Post	16 kg/m (11 lb/ft)
Light Pole, Tenon Mount and Twin Mount, 9 m – 12 m (30 - 40 ft)	21 kg/m (14 lb/ft)
Light Pole, Tenon Mount and Twin Mount, 13.5 m – 16.5 m (45 - 55 ft)	31 kg/m (21 lb/ft)
Light Pole w/Mast Arm, 9 m – 15.2 m (30 - 50 ft)	19 kg/m (13 lb/ft)
Light Pole w/Mast Arm, 16.5 m – 18 m (55 - 60 ft)	28 kg/m (19 lb/ft)
Light Tower w/Luminaire Mount, 24 m – 33.5 m (80 - 110 ft)	46 kg/m (31 lb/ft)
Light Tower w/Luminaire Mount, 36.5 m – 42.5 m (120 - 140 ft)	97 kg/m (65 lb/ft)
Light Tower w/Luminaire Mount, 45.5 m – 48.5 m (150 - 160 ft)	119 kg/m (80 lb/ft)
Metal Railings (excluding wire fence)	
Steel Railing, Type SM	95 kg/m (64 lb/ft)
Steel Railing, Type S-1	58 kg/m (39 lb/ft)
Steel Railing, Type T-1	79 kg/m (53 lb/ft)
Steel Bridge Rail	77 kg/m (52 lb/ft)
Frames and Grates	
Frame	115 kg (250 lb)
Lids and Grates	70 kg (150 lb)

RETURN WITH BID

**ILLINOIS DEPARTMENT
OF TRANSPORTATION**

**OPTION FOR
STEEL COST ADJUSTMENT**

The bidder shall submit this form with his/her bid. Failure to submit the form shall make this contract exempt of steel cost adjustments. After award, this form, when submitted shall become part of the contract.

Contract No.: _____

Company Name: _____

Contractor's Option:

Is your company opting to include this special provision as part of the contract plans?

Yes No

Signature: _____ **Date:** _____

STORM WATER POLLUTION PREVENTION PLAN



Storm Water Pollution Prevention Plan

Route FAP 310 Marked US 67)
Section (41-A)BR Project No. none
County McDonough

This plan has been prepared to comply with the provisions of the NPDES Permit Number ILR10, issued by the Illinois Environmental Protection Agency for storm water discharges from Construction Site Activities.

I certify under penalty of law that this document and all attachments were prepared under my direction or supervision in accordance with a system designed to assure that qualified personnel properly gathered and evaluated the information submitted. Based on my inquiry of the person or persons who manage the system, or those persons directly responsible for gathering the information, the information submitted is, to the best of my knowledge and belief, true, accurate and complete. I am aware that there are significant penalties for submitting false information, including the possibility of fine and imprisonment for knowing violations.



Signature

08/16/06

Date

Delroy Dineen
Title CR DIRECTOR

1. Site Description

- a. The following is a description of the construction activity which is the subject of this plan (use additional pages, as necessary):

Sn055-0007, Removal and replacement of the existing structure over Carter Creek. Included will be widening of the existing embankment to accommodate the proposed typical section. Disturbed acres =1.0

- b. The following is a description of the intended sequence of major activities which will disturb soils for major portions of the construction site, such as grubbing, excavation and grading (use additional pages, as necessary):
Clearing as needed for equipment access and placement of embankment and the cutting of ditches.

- c. The total area of the construction site is estimated to be 1.0 acres.

The total area of the site that it is estimated will be disturbed by excavation, grading or other activities is 1.0 acres.

d. The estimated runoff coefficients of the various areas of the site after construction activities are completed are contained in the project drainage study which is hereby incorporated by reference in this plan. Information describing the soils at the site is contained either in the Soils Report for the project, which is hereby incorporated by reference, or in an attachment to this plan.

e. The design/project report, hydraulic report, or plan documents, hereby incorporated by reference, contain site map(s) indicating drainage patterns and approximate slopes anticipated after major grading activities, areas of major soil disturbance, the location of major structural and nonstructural controls identified in the plan, the location of areas where stabilization practices are expected to occur, surface waters (including wetlands), and locations where storm water is discharged to a surface water.

f. The names of receiving water(s) and areal extent of wetland acreage at the site are in the design/project report or plan documents which are incorporated by reference as a part of this plan.

2. Controls

This section of the plan addresses the various controls that will be implemented for each of the major construction activities described in 1.b. above. For each measure discussed, the contractor that will be responsible for its implementation is indicated. Each such contractor has signed the required certification on forms which are attached to, and a part of, this plan:

a. Erosion and Sediment Controls

(i) Stabilization Practices. Provided below is a description of interim and permanent stabilization practices, including site-specific scheduling of the implementation of the practices. Site plans will ensure that existing vegetation is preserved where attainable and disturbed portions of the site will be stabilized. Stabilization practices may include: temporary seeding, permanent seeding, mulching, geotextiles, sod stabilization, vegetative buffer strips, protection of trees, preservation of mature vegetation, and other appropriate measures. Except as provided in 2.a.(i).(A) and 2.b., stabilization measures shall be initiated as soon as practicable in portions of the site where construction activities have temporarily or permanently ceased, but in no case more than 14 days after the construction activity in that portion of the site has temporarily or permanently ceased on all disturbed portions of the site where construction activity will not occur for a period of 21 or more calendar days.

(A) where the initiation of stabilization measures by the 14th day after construction activity temporarily or permanently ceases is precluded by snow cover, stabilization measures shall be initiated as soon as practicable thereafter.

Description of Stabilization Practices (use additional pages, as necessary):
Temporary stabilization with Temporary Seeding will be utilized to stabilize construction areas where construction activity is delayed by more than 14 days.

- (ii) **Structural Practices.** Provided below is a description of structural practices that will be implemented, to the degree attainable, to divert flows from exposed soils, store flows or otherwise limit runoff and the discharge of pollutants from exposed areas of the site. Such practices may include silt fences, earth dikes, drainage swales, sediment traps, check dams, subsurface drains, pipe slope drains, level spreaders, storm drain inlet protection, rock outlet protection, reinforced soil retaining systems, gabions and temporary or permanent sediment basins. The installation of these devices may be subject to Section 404 of the Clean Water Act.

Description of Structural Practices (use additional pages, as necessary):

All sheet flows which will exit the site will encounter silt fences for sedimentation control. Riprap will be placed as shown on the plans and as directed by the engineer for erosion control. Stripping of existing vegetation and all grading operations will be conducted in a manner that limits the amount

of exposed area at any one time.

When earhtwork is finished it will be stabilized with the permanent vegetation plan or Temporary Erosion

Control Seeding and mulched or covered with Erosion Control Blanket as shown in the plans.

b. Storm Water Management

Provided below is a description of measures that will be installed during the construction process to control pollutants in storm water discharges that will occur after construction operations have been completed. The installation of these devices may be subject to Section 404 of the Clean Water Act.

(I) Such practices may include: storm water detention structures (including wet ponds); storm water retention structures; flow attenuation by use of open vegetated swales and natural depressions; infiltration of runoff on site; and sequential systems (which combine several practices). **The practices selected for implementation were determined on the basis of the technical guidance in Section 10-300 (Design Considerations) in Chapter 10 (Erosion and Sedimentation Control) of the Illinois Department of Transportation Drainage Manual. If practices other than those discussed in Section 10-300 are selected for implementation or if practices are applied to situations different from those covered in Section 10-300, the technical basis for such decisions will be explained below.**

(ii) Velocity dissipation devices will be placed at discharge locations and along the length of any outfall channel as necessary to provide a non-erosive velocity flow from the structure to a water course so that the natural physical and biological characteristics and functions are maintained and protected (e.g., maintenance of hydrologic conditions, such as the hydroperiod and hydrodynamics present prior to the initiation of construction activities).

Description of Storm Water Management Controls (use additional pages, as necessary):

Stone Dumped Rip Rap 3 & 4 will be used to protect against erosion at locations shown in the plans. Ditch checks will be placed at locations shown on the plans.

c. Other Controls

(i) Waste Disposal. No solid materials, including building materials, shall be discharged into Waters of the State, except as authorized by a Section 404 permit.

(ii) The provisions of this plan shall ensure and demonstrate compliance with applicable State and/or local waste disposal, sanitary sewer or septic system regulations.

d. Approved State or Local Plans

The management practices, controls and provisions contained in this plan will be in accordance with IDOT specifications, which are at least as protective as the requirements contained in the Illinois Environmental Protection Agency's Illinois Urban Manual, 1995. Procedures and requirements specified in applicable sediment and erosion site plans or storm water management plans approved by local officials shall be described or incorporated by reference in the space provided below. Requirements specified in sediment and erosion site plans or site permits or storm water management site plans or site permits approved by local officials that are applicable to protecting surface water resources are, upon submittal of an NOI to be authorized to discharge under permit ILR10 incorporated by reference and are enforceable under this permit even if they are not specifically included in the plan.

Description of procedures and requirements specified in applicable sediment and erosion site plans or storm water management plans approved by local officials:

na

3. Maintenance

The following is a description of procedures that will be used to maintain, in good and effective operating conditions, vegetation, erosion and sediment control measures and other protective measures identified in this plan (use additional pages, as necessary):

Within 24 hours of every storm event with precipitation of .5" or greater, all inlet protection devices and silt fences shall

be checked for sediment and cleaned if sediment has reached a height of 50% of the device. Temporary seeding and silt protection devices will be repaired when washouts, barespots, or fence failures are identified.

4. Inspections

Qualified personnel shall inspect disturbed areas of the construction site which have not been finally stabilized, structural control measures, and locations where vehicles enter or exit the site. Such inspections shall be conducted at least once every seven (7) calendar days and within 24 hours of the end of a storm that is 0.5 inches or greater or equivalent snowfall.

a. Disturbed areas and areas used for storage of materials that are exposed to precipitation shall be inspected for evidence of, or the potential for, pollutants entering the drainage system. Erosion and sediment control measures identified in the plan shall be observed to ensure that they are operating correctly. Where discharge locations or points are accessible, they shall be inspected to ascertain whether erosion control measures are effective in preventing significant impacts to receiving waters. Locations where vehicles enter or exit the site shall be inspected for evidence of off site sediment tracking.

b. Based on the results of the inspection, the description of potential pollutant sources identified in section 1 above and pollution prevention measures identified in section 2 above shall be revised as appropriate as soon as practicable after such inspection. Any changes to this plan resulting from the required inspections shall be implemented within 7 calendar days following the inspection.

c. A report summarizing the scope of the inspection, name(s) and qualifications of personnel making the inspection, the date(s) of the inspection, major observations relating to the implementation of this storm water pollution prevention plan, and actions taken in accordance with section 4.b. shall be made and retained as part of the plan for at least three (3) years after the date of the inspection. The report shall be signed in accordance with Part VI. G of the general permit.

d. If any violation of the provisions of this plan is identified during the conduct of the construction work covered by this plan, the Resident Engineer or Resident Technician shall complete and file an "Incidence of Noncompliance" (ION) report for the identified violation. The Resident Engineer or Resident Technician shall use forms provided by the Illinois Environmental Protection Agency and shall include specific information on the cause of noncompliance, actions which were taken to prevent any further causes of noncompliance, and a statement detailing any environmental impact which may have resulted from the noncompliance. All reports of noncompliance shall be signed by a responsible authority in accordance with Part VI. G of the general permit.

The report of noncompliance shall be mailed to the following address:

Illinois Environmental Protection Agency Division of Water Pollution
Control Attn: Compliance Assurance Section 1021 North Grand
East Post Office Box 19276 Springfield, Illinois 62794-9276

5. Non-Storm Water Discharges

Except for flows from fire fighting activities, sources of non-storm water that is combined with storm water discharges associated with the industrial activity addressed in this plan must be described below. Appropriate pollution prevention measures, as described below, will be implemented for the non-storm water component(s) of the discharge. (Use additional pages as necessary to describe non-storm water discharges and applicable pollution control measures).

none



Contractor Certification Statement

This certification statement is a part of the Storm Water Pollution Prevention Plan for the project described below, in accordance with NPDES Permit No. ILR10, issued by the Illinois Environmental Protection Agency on May 14, 1998.

Project Information:

Route FAP 310 Marked US 67


Section (41A)BR Project No. none

County McDonough

I certify under penalty of law that I understand the terms of the general National Pollutant Discharge Elimination System (NPDES) permit (ILR 10) that authorizes the storm water discharges associated with industrial activity from the construction site identified as part of this certification.

Signature	Date
Title	
Name of Firm	
Street Address	
City State	
Zip Code	
Telephone Number	

IDNR STATEWIDE PERMIT



**Illinois Department of
 Natural Resources**

One Natural Resources Way • Springfield, Illinois 62702-1271
<http://dnr.state.il.us>



Rod R. Blagojevich, Governor

Joel Brunsvold, Director

July 24, 2006

**IDOT - District Four U.S. 67 Bridge Replacement over Grindstone Creek
 STATEWIDE PERMIT NOTIFICATION LETTER**

Thank you for your recent submittal regarding the project as shown on the enclosed copy of your submittal. Based on the information you have submitted, it appears that the project qualifies for approval under the Illinois Department of Natural Resources, Office of Water Resources statewide permit program. We have enclosed a copy of the applicable statewide permit(s) (as noted below) which appear to apply to your work. Please review this material to determine whether your work will meet the terms and conditions of the permit(s). If any of the conditions would not be met, please advise us of the differences and we will continue with the formal permit process.

If we do not hear from you within thirty (30) days, we will assume it is your intention to comply with the conditions of the statewide permit(s).

This letter should not be construed as a release from any other federal, state or local requirements. If you have not already done so, you should contact the local regulatory agency to ascertain applicable local floodplain construction requirements.

If you have any questions feel free to contact the person noted below at 217/782-3863.

- | | |
|--|---|
| <input type="checkbox"/> Rod Johnson | <input type="checkbox"/> Mike Diedrichsen |
| <input type="checkbox"/> Rob Giesing | <input type="checkbox"/> Mark McCauley |
| <input type="checkbox"/> Scott Arends | <input type="checkbox"/> Jason Campbell |
| <input checked="" type="checkbox"/> Wes Rust | |

BY: *Wes Rust*




- cc: US Army Corps of Engineers (Rock Island District), w/ enclosure
 Illinois Environmental Protection Agency, w/ enclosure

 McDonough County, w/ enclosure

Statewide Permit(s) Enclosed:

- | | |
|---|--|
| <input type="checkbox"/> SW 1 - Fringe Construction | <input type="checkbox"/> SW 8 - Underground Crossings |
| <input type="checkbox"/> SW 2 - Rural Bridges | <input type="checkbox"/> SW 9 - Shoreline/Streambank |
| <input type="checkbox"/> SW 3 - Barge Fleeting | <input type="checkbox"/> SW 10 - Additions/Accessory |
| <input type="checkbox"/> SW 4 - Aerial Utility | <input type="checkbox"/> SW 11 - Dredging |
| <input type="checkbox"/> SW 5 - Minor Docks | <input checked="" type="checkbox"/> SW 12 - Replacement Structures |
| <input type="checkbox"/> SW 6 - Minor Floodway | <input type="checkbox"/> SW 13 - Temporary Construction |
| <input type="checkbox"/> SW 7 - Outfalls | <input type="checkbox"/> SW 14 - Special Use of Public Water |

JOINT APPLICATION FORM				
1. Application Number (to be assigned by Agency) <u>20066108</u>	2. Date <u>05</u> / <u>07</u> / <u>12</u> Day Month Year	3. For agency use only (Date Received) <u>7/17/06</u>		
4. Name and address of applicant Illinois Department of Transportation Division of Highways - District Four 401 Main Street Peoria, IL 61602-1111 Telephone no. during business hours A/C (309) <u>671-3451</u> A/C (309) <u>671-3333</u>		5. Name, address, and title of authorized agent Telephone no. during business hours A/C () _____ A/C () _____		
6. Project Description and Remarks: Describe in detail the proposed activity, its purpose, and intended use. Also indicate the drainage area at the watershed to the downstream limit. Use attachments if needed. The proposed activity involves removal and replacement of the bridge carrying U.S. 67 over Grindstone Creek in McDonough County. The proposed structure is a 98' long, 37.2' wide, single span PPC I beam bridge. It will be built utilizing staged construction. Grindstone Creek at this location has a drainage area of 12.5 square miles. There will be in stream work done to remove the existing structure. There is a need to use temporary sheet piling around the channel to facilitate stage construction. Riprap will be placed to protect the slopes and channel under the bridge. Other erosion control methods will be placed in the ditches leading to the creek. The contractor may need to divert water in the stream to construct the new bridge. During the diversion, a low flow structure would be employed and all material used would be clean. After construction the area will be re-graded and seeded.				
7. Names, address, and telephone numbers of all adjoining and potentially affected property owners, including the owner of subject property if different from applicant.				
Cline Toland 4040 E 1550th St. Industry, IL 61440 (309) 254-3456		Dorothy Doud 3590 Us Highway 67 Industry, IL 61440-9274 (309) 254-3629		Roger H. Steiner 401 S Price Industry, IL 61440 (309) 254-3520
8. Location of activity				
Name of waterway at location of the activity <u>Grindstone Creek</u>		Legal Description: <u>NW</u> <u>15</u> <u>4N</u> <u>2W</u> <u>4th</u> 1/4 Sec. Twp. Rge. P.M.		
Address: <u>U.S. Route 67 over Grindstone Creek</u> Street, road or other descriptive location				
<u>North Edge of Industry</u> In or near a city or town		<u>Industry</u> Name of Local Governing Community		
<u>McDonough</u> County		<u>IL</u> State	<u>61440</u> Zip Code	
9. Date activity is proposed to commence <u>November 2006</u> Estimated Time of Construction <u>12 months</u>				
10. Is any portion of the activity for which authorization is sought now complete? Yes <input type="checkbox"/> No <input checked="" type="checkbox"/> If answer is "Yes" give reasons in item 6. Month and Year the activity was completed _____ Indicate the existing work on drawings.				
11. List all approvals or certifications required by other federal, interstate, state, or local agencies for any structures, construction, discharges, deposits, or other activities described in this application. If this form is being used for concurrent application to the Corps of Engineers, Illinois Department of Natural Resources, and Illinois Environmental Protection Agency, these agencies need not be listed.				
<u>Issuing Agency</u>	<u>Type Approval</u>	<u>Identification No.</u>	<u>Date of Application</u>	<u>Date of Approval</u>
IDNR	Biological	N/A	01/10/2003	01/30/2003
State Hist. Preserv. Ofc.	Cultural	N/A	05/02/2000	05/10/2000
IDOT	Envir.	8912	05/02/2000	05/02/2000
State Clearinghouse	Multiple	N/A	06/05/2001	07/24/2001
12. Has any agency denied approval for the activity described herein or for any activity directly related to the activity described _____ Yes <input type="checkbox"/> No <input checked="" type="checkbox"/> (If "Yes", explain in item 6.)				
13. Application is hereby made for authorizations of the activities described herein. I certify that I am familiar with the information contained in the application, and that to the best of my best of my knowledge and belief, such information is true, complete, and accurate. I further certify that I possess the authority to undertake the proposed activities. <u>Joseph E. Crowe</u> Joseph E. Crowe, Deputy Director of Highways, Region 3 Engineer Typed or Printed Name of Applicant or Authorized Agent				



Illinois Department of Natural Resources

One Natural Resources Way • Springfield, Illinois 62702-1271
<http://dnr.state.il.us>



Rod R. Blagojevich, Governor

Joel Brunsvold, Director

July 24, 2006

IDOT - District Four U.S. 67 Bridge Replacement over Carter Creek
STATEWIDE PERMIT NOTIFICATION LETTER

Thank you for your recent submittal regarding the project as shown on the enclosed copy of your submittal. Based on the information you have submitted, it appears that the project qualifies for approval under the Illinois Department of Natural Resources, Office of Water Resources statewide permit program. We have enclosed a copy of the applicable statewide permit(s) (as noted below) which appear to apply to your work. Please review this material to determine whether your work will meet the terms and conditions of the permit(s). If any of the conditions would not be met, please advise us of the differences and we will continue with the formal permit process.

If we do not hear from you within thirty (30) days, we will assume it is your intention to comply with the conditions of the statewide permit(s).

This letter should not be construed as a release from any other federal, state or local requirements. If you have not already done so, you should contact the local regulatory agency to ascertain applicable local floodplain construction requirements.

If you have any questions feel free to contact the person noted below at 217/782-3863.

- | | |
|--|---|
| <input type="checkbox"/> Rod Johnson | <input type="checkbox"/> Mike Diedrichsen |
| <input type="checkbox"/> Rob Giesing | <input type="checkbox"/> Mark McCauley |
| <input type="checkbox"/> Scott Arends | <input type="checkbox"/> Jason Campbell |
| <input checked="" type="checkbox"/> Wes Rust | |

BY: 

- cc: US Army Corps of Engineers (Rock Island District), w/ enclosure
 Illinois Environmental Protection Agency, w/ enclosure

 McDonough County, w/ enclosure

Statewide Permit(s) Enclosed:

- | | |
|---|--|
| <input type="checkbox"/> SW 1 - Fringe Construction | <input type="checkbox"/> SW 8 - Underground Crossings |
| <input type="checkbox"/> SW 2 - Rural Bridges | <input type="checkbox"/> SW 9 - Shoreline/Streambank |
| <input type="checkbox"/> SW 3 - Barge Fleeting | <input type="checkbox"/> SW 10 - Additions/Accessory |
| <input type="checkbox"/> SW 4 - Aerial Utility | <input type="checkbox"/> SW 11 - Dredging |
| <input type="checkbox"/> SW 5 - Minor Docks | <input checked="" type="checkbox"/> SW 12 - Replacement Structures |
| <input type="checkbox"/> SW 6 - Minor Floodway | <input type="checkbox"/> SW 13 - Temporary Construction |
| <input type="checkbox"/> SW 7 - Outfalls | <input type="checkbox"/> SW 14 - Special Use of Public Water |

JOINT APPLICATION FORM																													
1. Application Number (to be assigned by Agency) 20666109	2. Date 05 / 07 / 12 Day / Month / Year	3. For agency use only (Date Received)																											
4. Name and address of applicant Illinois Department of Transportation Division of Highways - District Four 401 Main Street Peoria, IL 61602-1111 Telephone no. during business hours A/C (309) 671-3451 A/C (309) 671-3333		5. Name, address, and title of authorized agent Telephone no. during business hours A/C () A/C ()																											
6. Project Description and Remarks: Describe in detail the proposed activity, its purpose, and intended use. Also indicate the drainage area at the watershed to the downstream limit. Use attachments if needed. The proposed activity involves removal and replacement of the bridge carrying U.S. 67 over Carter Creek in McDonough County. The proposed structure is a 77' long, 37.2' wide, three span slab bridge. It will be built utilizing staged construction. Carter Creek at this location has a drainage area of 10.0 square miles. There will be in stream work done to remove the existing structure. There is a need to use temporary sheet piling around the channel to facilitate stage construction. Riprap will be placed to protect the slopes and channel under the bridge. Other erosion control methods will be placed in the ditches leading to the creek. The contractor may need to divert water in the stream to construct the new bridge. During the diversion, a low flow structure would be employed and all material used would be clean. After construction the area will be re-graded and seeded.																													
7. Names, address, and telephone numbers of all adjoining and potentially affected property owners, including the owner of subject property if different from applicant.																													
Mary Anne Catania 1725 US Hwy 67 Industry, IL 61440 (309) 254-3727		Marion & Myrna Morrell 1585 US Hwy 67 Industry, IL 61440 (309) 254-3454		Chance McFadden P.O. Box 564 Fort Madison, IA 52627 (319) 372-0268																									
8. Location of activity																													
Carter Creek Name of waterway at location of the activity		Legal Description: NE 27 4N 2W 4th 1/4 Sec. Twp. Rge. P.M.																											
Address: U.S. Route 67 over Carter Creek Street, road or other descriptive location																													
South of Industry In or near a city or town		Name of Local Governing Community																											
McDonough IL 61440 County State Zip Code																													
9. Date activity is proposed to commence <u>November 2006</u> Estimated Time of Construction <u>12 months</u>																													
10. Is any portion of the activity for which authorization is sought now complete? Yes <input type="checkbox"/> No <input checked="" type="checkbox"/> If answer is "Yes" give reasons in item 6. Month and Year the activity was completed _____ Indicate the existing work on drawings.																													
11. List all approvals or certifications required by other federal, interstate, state, or local agencies for any structures, construction, discharges, deposits, or other activities described in this application. If this form is being used for concurrent application to the Corps of Engineers, Illinois Department of Natural Resources, and Illinois Environmental Protection Agency, these agencies need not be listed.																													
<table border="1" style="width:100%; border-collapse: collapse;"> <thead> <tr> <th>Issuing Agency</th> <th>Type Approval</th> <th>Identification No.</th> <th>Date of Application</th> <th>Date of Approval</th> </tr> </thead> <tbody> <tr> <td>IDNR</td> <td>Biological</td> <td>N/A</td> <td>01/10/2003</td> <td>01/30/2003</td> </tr> <tr> <td>State Hist. Preserv. Ofc.</td> <td>Cultural</td> <td>N/A</td> <td>05/02/2000</td> <td>05/10/2000</td> </tr> <tr> <td>IDOT</td> <td>Envir.</td> <td>8912</td> <td>05/02/2000</td> <td>05/02/2000</td> </tr> <tr> <td>State Clearinghouse</td> <td>Multiple</td> <td>N/A</td> <td>06/05/2001</td> <td>07/24/2001</td> </tr> </tbody> </table>					Issuing Agency	Type Approval	Identification No.	Date of Application	Date of Approval	IDNR	Biological	N/A	01/10/2003	01/30/2003	State Hist. Preserv. Ofc.	Cultural	N/A	05/02/2000	05/10/2000	IDOT	Envir.	8912	05/02/2000	05/02/2000	State Clearinghouse	Multiple	N/A	06/05/2001	07/24/2001
Issuing Agency	Type Approval	Identification No.	Date of Application	Date of Approval																									
IDNR	Biological	N/A	01/10/2003	01/30/2003																									
State Hist. Preserv. Ofc.	Cultural	N/A	05/02/2000	05/10/2000																									
IDOT	Envir.	8912	05/02/2000	05/02/2000																									
State Clearinghouse	Multiple	N/A	06/05/2001	07/24/2001																									
12. Has any agency denied approval for the activity described herein or for any activity directly related to the activity described (If "Yes", explain in item 6.) Yes <input type="checkbox"/> No <input checked="" type="checkbox"/>																													
13. Application is hereby made for authorizations of the activities described herein. I certify that I am familiar with the information contained in the application, and that to the best of my best of my knowledge and belief, such information is true, complete, and accurate. I further certify that I possess the authority to undertake the proposed activities. <i>Joseph E. Crowe</i> Joseph E. Crowe, Deputy Director of Highways, Region 3 Engineer Typed or Printed Name of Applicant or Authorized Agent																													

June 15, 1998

MEMORANDUM FOR DISTRIBUTION

SUBJECT: STATEWIDE PERMIT NO. 12 - BRIDGE AND CULVERT
REPLACEMENT STRUCTURES AND BRIDGE WIDENINGS

Attached for your information is a copy of Illinois Department of Natural Resources, Office of Water Resources Statewide Permit No. 12, which has been issued to authorize the replacement and widening of specified existing bridges and culverts on all rivers, lakes and streams under the Department's jurisdiction except the State's public waters (see attached list) and those in Lake, McHenry, Cook, DuPage, Kane and Will Counties for which regulatory floodways have been designated pursuant to 17 Illinois Administrative Code 3708. This permit has been issued pursuant to the Rivers, Lakes and Streams Act, 615 ILCS 5 (1996 State Bar Edition).

In addition to other duties, this Act requires the Department to regulate construction within the floodways of streams draining ten (10) square miles or more in rural areas and one (1) square mile or more in urban areas. Among the purposes of the regulatory program are the preservation of the flood carrying capacity of streams and the prevention of significant increases in potential flood damage. The issuance of Statewide Permit No. 12 represents, in part, the Department's ongoing effort to accomplish these purposes while reducing regulatory costs and burden on the public.

For additional information regarding this permit, or any other aspect of the Office of Water Resources' regulatory program, please feel free to contact the Downstate Regulatory Programs Section in Springfield (217/782-3863) or the Northeastern Illinois Regulatory Programs Section in Schaumburg (847/705-4341).

Attachment

ILLINOIS DEPARTMENT OF NATURAL RESOURCES
OFFICE OF WATER RESOURCES
524 SOUTH SECOND STREET
SPRINGFIELD, ILLINOIS 62701-1787

STATEWIDE PERMIT NO. 12

AUTHORIZING SPECIFIED BRIDGE AND CULVERT
REPLACEMENT STRUCTURES AND BRIDGE WIDENINGS

PURPOSE

The purpose of this Statewide Permit is to authorize the replacement of existing bridges and culverts and the widening of existing bridges where the following conditions apply: 1) the existing structure has not been the cause of demonstrable flood damage, 2) the new structure will provide the same or greater effective waterway opening, and 3) there will be no appreciable reduction in existing over-the-road flow area. It is no longer necessary to submit applications to, or obtain individual permits from, the Illinois Department of Natural Resources, Office of Water Resources (IDNR/OWR), for activities meeting the terms and conditions of this permit. If a project would not meet all of the terms and conditions of this permit, a permit application must be submitted to IDNR/OWR for review.

APPLICABILITY

This permit applies to bridge and culvert replacement structures and the widening of existing bridges on all Illinois rivers, lakes and streams under the Department's jurisdiction except public waters (see attached list) and those in Lake, McHenry, Cook, DuPage, Kane and Will Counties for which regulatory floodways have been designated pursuant to 17 Illinois Administrative Code 3708. This permit does **not** apply to any project which conflicts with a federal, state or local project or improvement or with any other rules of the Department.

COORDINATION WITH OTHER AGENCIES

This permit does not supersede nor relieve any permittee's responsibility to obtain other federal, state or local permits. The local (county or municipal) regulatory official and the U. S. Army Corps of Engineers' regulatory functions offices should be contacted to obtain any additional required permits.

-2-

SPECIAL CONDITIONS

In order for a project to be authorized by this permit, the following special conditions shall be met.

1. A registered professional engineer shall determine and document that the existing structure has not been the cause of demonstrable flood damage. Such documentation shall include, at a minimum, confirmation that:
 - a) no buildings or structures have been impacted by the backwater induced by the existing structure; and
 - b) there is no record of complaints of flood damages associated with the existing structure.
2. A registered professional engineer shall determine that the new structure will provide the same or greater effective waterway opening as the existing structure. For bridge widening projects, the existing piers and the proposed pier extensions must be in line with the direction of the approaching flow upstream of the bridge.
3. The project shall not include any appreciable raising of the approach roads. (This condition does not apply if all points on the approaches exist at an elevation equal to or higher than the 100-year frequency flood headwater elevation as determined by a Federal Emergency Management Agency flood insurance study or a study completed or approved by IDNR/OWR.)
4. The project shall not involve the straightening, enlargement or relocation of the existing channel of the river or stream except as permitted by the Department's Statewide Permit No. 9 (**Minor Shoreline, Channel and Streambank Protection Activities**) or Statewide Permit No. 11 (**Minor Maintenance Dredging Activities**).
5. The permittee shall maintain records of projects authorized by this permit necessary to document compliance with the above conditions.

-3-

GENERAL CONDITIONS OF THE STATEWIDE PERMIT

- 1 This permit is granted in accordance with the Rivers, Lakes and Streams Act, 615 ILCS 5 (1996 State Bar Edition).
- 2 This permit does not convey title to any permittee or recognize title of any permittee to any submerged or other lands, and furthermore, does not convey, lease or provide any right or rights of occupancy or use of the public or private property on which the project or any part thereof will be located, or otherwise grant to any permittee any right or interest in or to the property, whether the property is owned or possessed by the State of Illinois or by any private or public party or parties.
- 3 This permit does not release any permittee from liability for damage to persons or property resulting from any activity covered by this permit and does not authorize any injury to private property or invasion of private rights.
- 4 This permit does not relieve any permittee of the responsibility to obtain other federal, state or local authorizations required for the construction of the permitted activity; and if any permittee is required by law to obtain approval from any federal or other state agency to do the work, authorization granted by this permit is not effective until the federal and state approvals are obtained.
- 5 The permittee shall, at the permittee's own expense, remove all temporary piling, cofferdams, false work, and material incidental to the construction of the project, from the floodway in which the work is done. If the permittee fails to remove such structures or materials, the Department may have removal made at the expense of the permittee. If the activity is on a public body of water and if future need for public navigation or public interests, by the state or federal government, necessitates changes in any part of the structure or structures, such changes shall be made by and at the expense of the permittee or permittee's successors as required by the Department of Natural Resources or other properly constituted agency, within sixty (60) days from receipt of written notice of the necessity from the Department or other agency, unless a longer period of time is specifically authorized.

- 4 -

6 In issuing this permit, the Department of Natural Resources does not approve the adequacy of the design or structural strength of any structure or improvement authorized by this permit.

7 This Statewide Permit shall remain in effect until such time as it is modified, suspended, or revoked by the Department of Natural Resources.

This Statewide Permit was issued on July 30, 1990 and last modified or corrected June 15, 1998.

APPROVED\

Brent Manning, Director
Department of Natural Resources

EXAMINED AND RECOMMENDED:

Martin J. Stralow, Manager
Division of Water Resource Management

APPROVAL RECOMMENDED:

Donald R. Vonnahme, Director
Office of Water Resources

- 5 -

Public Bodies of Water

The following public bodies of water were navigable in their natural condition or were improved for navigation and opened to public use. The entire length and surface area in Illinois, including all backwater lakes and sloughs open to the main channel or body of water at normal flows or stages, are open to the public unless limited to a head of navigation as stated. Head of navigation descriptions use the U.S. rectangular survey system and these abbreviations: T = township, R = range, PM = principal meridian, Sec. = section, 1/4 = quarter section, N = north, E = east, S = south, W = west, USGS = U.S. Geological Survey.

- 1) Lake Michigan;
- 2) Chicago River: Main Branch;
- 3) Chicago River: North Branch to North Shore Channel;
- 4) Chicago River: South Branch;
- 5) Chicago River: South Fork of South Branch;
- 6) Chicago River: East and West Arms of South Fork of South Branch;
- 7) Chicago River: West Fork of South Branch to Chicago Sanitary and Ship Canal;
- 8) Calumet River;
- 9) Lake Calumet and entrance channel to Calumet River;
- 10) Grand Calumet River;
- 11) Little Calumet River;
- 12) Wolf Lake (Cook County);
- 13) Mississippi River (including all backwater lakes such as Frentress Lake in Jo Daviess County, Boston Bay in Mercer County and Quincy Bay in Adams County);

- 6 -

- 14) Sinsiniwa River to North Line of Sec. 9, T28N,R1W, 4th PM in Jo Daviess County, which is located approximately two-thirds mile downstream from the U.S. Highway 20 bridge. This area is shown on the Galena, Ill.-Iowa, 7.5 minute USGS quadrangle map;
- 15) Galena River to East Line of Sec. 6, T28N, R1E, 4th PM in Jo Daviess County, which is located approximately one-half mile upstream from the County Highway 67 bridge. This area is shown on the Galena, Ill.-Iowa, 7.5 minute USGS quadrangle map;
- 16) Apple River to North Line of Sec. 35, T26N, R2E, 4th PM in Jo Daviess County;
- 17) Plum River to North Line, T24N, R3E, 4th PM in Carroll County, which is located approximately one and one-half miles upstream from the U.S. Highway 52 bridge. This area is shown on the Savanna, Ill., 15 minute USGS quadrangle map;
- 18) Rock River;
- 19) Pecatonica River;
- 20) Sugar River (Winnebago County);
- 21) Stillman Creek to South Line, T25N, R11E, 4th PM in Ogle County, which is located approximately one-third mile downstream from the Illinois Highway 72 bridge. This area is shown on the Stillman Valley, 7.5 minute USGS quadrangle map;
- 22) Henderson Creek (new channel) to East Line, SW 1/4, Sec. 6, T10N, R5W, 4th PM in Henderson County. The river has been relocated and the old channel abandoned;
- 23) The Sny in Adams, Pike and Calhoun Counties. The area has been drained with levees and ditches and it is uncertain that any descendent body of water exists;
- 24) Bay Creek to West Line, Sec. 29, T8S, R3W, 4th PM in Calhoun County. The head of navigation is the limit of meanders on the official plat of survey; but it is uncertain that any descendent body of water exists;

- 7 -

- 25) Illinois River (including all backwater lakes such as Peoria Lake in Peoria, Tazewell and Woodford Counties; Matanzas Bay in Mason County; and Meredosia Lake in Cass and Morgan Counties);
- 26) Des Plaines River to Hoffman Dam in Cook County, which is located one-half mile downstream from the junction with Salt Creek. This area is shown on the Berwyn, 7.5 minute USGS quadrangle map;
- 27) Kankakee River;
- 28) Iroquois River to South Line, SW 1/4, Sec. 30, T27N, R12W, 2nd PM in Iroquois County, which is located approximately one mile downstream from the junction with Sugar Creek. This area is shown on the Gilman, 15 minute USGS quadrangle;
- 29) Fox River (Illinois River Basin);
- 30) Griswold Lake (McHenry County);
- 31) Fox Chain-O-Lakes (Lake and McHenry Counties): Bluff Lake, Lake Catherine, Channel Lake, Fox Lake, Grass Lake, Lake Marie, Nippersink Lake, Dunns Lake, Pistakee Lake, Lake Jerilyn, Lac Louette, Redhead Lake;
- 32) Vermilion River (Illinois River Basin) to approximately one-half mile above the mouth near Oglesby in LaSalle County;
- 33) Spring Lake (Tazewell County);
- 34) Spoon River to North Line, Sec. 24, T6N, R1E, 4th PM in Fulton County, which is located approximately one-half mile upstream from the Illinois Highway 95 bridge. This area is shown on the Smithfield, 7.5 minute USGS quadrangle map;
- 35) Sangamon River to South Line, NE 1/4, Sec. 1, T15N, R4W, 3rd PM in Sangamon County, which is located approximately one mile south of the Mechanicsburg Road bridge. This area is shown on the Mechanicsburg, 7.5 minute USGS quadrangle map;

- 8 -

- 36) Sangamon River: South Fork to South Line, Sec. 33, T16N, R4W, 3rd PM in Sangamon County, which is located approximately two miles upstream from the mouth. This area is shown on the Springfield-East, 7.5 minute USGS quadrangle map;
- 37) Macoupin Creek to East Line, Sec. 25, T9N, R13W, 3rd PM in Green and Jersey Counties, which is located approximately one mile downstream from the junction with Boyer Creek. This area is shown on the Boyer Creek, 7.5 minute USGS quadrangle map;
- 38) Otter Creek to East Line of Sec. 3, T7N, R13W, 3rd PM in Jersey County, which is located approximately two miles east of the Illinois Highway 100 bridge. This area is shown on the Nutwood, 7.5 minute USGS quadrangle map;
- 39) Kaskaskia River to East Line, SW 1/4, Sec. 31, T8N, R2E, 3rd PM, which is located nine miles south and two miles west of Herrick. This area is shown on the Vera, 7.5 minute USGS quadrangle map;
- 40) Big Muddy River to East Line T8S, R2W, 3rd PM in Jackson County, which is located approximately one mile northwest of the Southern Illinois Airport. This area is shown on the Murphysboro, 7.5 minute USGS quadrangle map;
- 41) Ohio River;
- 42) Wabash River;
- 43) Vermilion River (Wabash River Basin) to West Line, T19N, R11W, 2nd PM in Vermilion County, which is located approximately one mile upstream from the junction with the North Fork. This area is shown on the Danville, SW, 7.5 minute USGS quadrangle map;
- 44) Little Wabash River to the Illinois Highway 1 bridge in Carmi in White County;
- 45) Saline River to junction of North Fork and South Fork;

- 9 -

- 46) Saline River: North Fork to North Line, Sec. 5, T8S, R8E, 3rd PM in Gallatin County, which is located approximately three miles south of the junction of Illinois Highway 141 and U.S. Highway
45. This area is shown on the Ridgway, 7.5 minute USGS quadrangle map;
- 47) Saline River: South Fork to West Line, T9S, R8E, 3rd PM in Gallatin County, which is located at the Gallatin-Saline County line. This area is shown on the Equality, 7.5 minute USGS quadrangle map;
- 48) Horseshoe Lake (Alexander County).

The following public bodies of water are primarily artificial navigable waters that were opened to public use.

- 1) Illinois and Michigan Canal;
- 2) Illinois and Mississippi (Hennepin) Canal and Canal Feeder;
- 3) North Shore Channel (Cook County);
- 4) North Branch Canal of North Branch Chicago River (Cook County);
- 5) Relocated South Branch Chicago River (Cook County);
- 6) Chicago Sanitary and Ship Canal;
- 7) Calumet Sag Channel;
- 8) Marseilles Canal (LaSalle County);
- 9) Chain of Rocks Canal (Madison County);
- 10) Relocated Kaskaskia River.

The following public bodies of water are navigable waters that were dedicated to public use. This list is incomplete. It is believed there are numerous channels and slips in subdivisions on the margins of public bodies of water which have been dedicated by plat. Additional channels and slips have been dedicated by common law.

- 1) Petite Lake, Spring Lake and connecting channels between Bluff Lake and Fox Lake in Lake County.

404 PERMIT



REPLY TO
ATTENTION OF

DEPARTMENT OF THE ARMY
ROCK ISLAND DISTRICT, CORPS OF ENGINEERS
CLOCK TOWER BUILDING - P.O. BOX 2004
ROCK ISLAND, ILLINOIS 61204-2004

<http://www.mvr.usace.army.mil>

July 27, 2006

Operations Division

SUBJECT: CEMVR-OD-P-2006-1129 and 2006-1130

Mr. Joseph E. Crowe, P.E.
Deputy Director of Highways
Illinois Department of Transportation
Region 3 – District 4
401 Main Street
Peoria, Illinois 61602-1111



Dear Mr. Crowe:

Our office reviewed all information provided to us concerning the proposed bridge replacement projects over Carter and Grindstone Creeks in Sections 15 and 27, Township 4 North, Range 2 West, McDonough County, Illinois.

Your projects are covered under Item 14 of the enclosed Fact Sheet No. 5(IL), provided you meet the permit conditions for the nationwide permits which are also included in the Fact Sheet. The Corps has also made a determination of no effect on federally threatened and endangered species or critical habitat. The decision regarding this action is based on information found in the administrative record which documents the District's decision-making process, the basis for the decision, and the final decision. The Illinois Environmental Protection Agency (IEPA) also issued Section 401 Water Quality Certification with conditions for this nationwide permit. Please note these additional conditions included in the Fact Sheet. You must also comply with these conditions.

You are encouraged to conduct your construction activities during a period of low flow. You are required to remove all fill material used as a temporary crossing to an upland, non-wetland site, to seed all disturbed areas with native grasses, and to implement appropriate measures to insure that sediments are not introduced into waters of the United States during construction of this project.

Bank and shoreline protection shall consist of suitable clean materials, free from debris, trash, and other deleterious materials. If broken concrete is used as riprap, all reinforcing rods must be cut flush with the surface of the concrete, and individual pieces of concrete shall not exceed 3 feet in any dimension. Asphalt, car bodies, and broken concrete containing asphalt are specifically excluded from this authorization.

McDonough County is within the known breeding range of the federally endangered Indiana Bat (*Myotis sodalis*). The Corps has made a determination of not likely to adversely affect federally threatened and endangered species provided no habitat or potential habitat for listed species will be impacted by the project. If habitat may be affected, then further coordination with the US Fish and Wildlife Service will be necessary.

This verification is valid until March 18, 2007, unless the nationwide permit is modified, reissued, or revoked. It is your responsibility to remain informed of changes to the nationwide permit program. We will issue a public notice announcing the changes if and when they occur. Furthermore, if you commence or are under contract to commence this activity before the date the nationwide permit is modified or revoked, you will have twelve months from the date of the modification or revocation to complete the activity under the present terms and conditions of this nationwide permit.

-2-

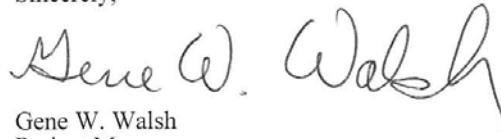
Our office has completed a Preliminary Jurisdictional Determination concerning your project area. A copy of our Preliminary Jurisdictional Determination is enclosed. A Preliminary Jurisdictional Determination is not appealable.

Although an individual Department of the Army permit and individual IEPA 401 water quality certification will not be required for this project, this does not eliminate the requirement that you must still acquire other applicable Federal, state, and local permits. If you have not already coordinated your project with the Illinois Department of Natural Resources – Office of Water Resources, please contact them at 217/782-3863 to determine if a floodplain development permit is required for your project.

You are required to complete and return the enclosed "Completed Work Certification" upon completion of your project, in accordance with General Condition No. 14 of the enclosed Fact Sheet.

Should you have any questions, please contact our Regulatory Branch by letter, or telephone me at 309/794-5674.

Sincerely,



Gene W. Walsh
Project Manager
Enforcement Section

Enclosures

Copies Furnished: (w/o enclosures)

Mr. Mike Diedrichsen, P.E.
Office of Water Resources
IL Department of Natural Resources
One Natural Resources Way
Springfield, Illinois 62701-1271

Mr. Bruce Yurdin
Manager, Bureau of Water Section #15
Watershed Management Section
Illinois Environmental Protection Agency
1021 North Grand Avenue East
Post Office Box 19276
Springfield, Illinois 62794-9276

U.S. Army Corps of Engineers
Illinois Waterway Project Office
257 Grant Street
Peoria, Illinois 61603

COMPLETED WORK CERTIFICATION

Permit Number: CEMVR-OD-P-2006-1129 and 1130

Name of Permittee: Illinois Department of Transportation

Date of Issuance: July 27, 2006

Upon completion of the activity authorized by this permit and any mitigation required by the permit, sign this certification and return it to the following address:

U.S. Army Engineer District, Rock Island
ATTN: Regulatory Division
Clock Tower Building
Post Office Box 2004
Rock Island, Illinois 61204-2004

Please note that your permitted activity is subject to a compliance inspection by a U.S. Army Corps of Engineers representative. If you fail to comply with this permit, you are subject to permit suspension, modification, or revocation.

I hereby certify that the work authorized by the above reference permit has been completed in accordance with the terms and conditions of the said permit, and required mitigation was completed in accordance with the permit conditions.

Signature of Permittee

Date

EW

JURISDICTIONAL DETERMINATION
U.S. Army Corps of Engineers

Revised 8/13/04

DISTRICT OFFICE: Rock Island District
FILE NUMBER: 2006-1129

PROJECT LOCATION INFORMATION:

State: Illinois
County: McDonough
Center coordinates of site (latitude/longitude): UTM Coordinates: 4464144 (Northing) 703836 (Easting)
Approximate size of area (parcel) reviewed, including uplands: 2 acres.
Name of nearest waterway: Carter Creek
Name of watershed: Illinois River

JURISDICTIONAL DETERMINATION

Completed: Desktop determination Date: July 27, 2006
Site visit(s) Date(s):

Jurisdictional Determination (JD):

- Preliminary JD - Based on available information, *there appear to be* (or) *there appear to be no* "waters of the United States" and/or "navigable waters of the United States" on the project site. A preliminary JD is not appealable (Reference 33 CFR part 331).
- Approved JD - An approved JD is an appealable action (Reference 33 CFR part 331).
Check all that apply:
- There are* "navigable waters of the United States" (as defined by 33 CFR part 329 and associated guidance) within the reviewed area. Approximate size of jurisdictional area: acres.
- There are* "waters of the United States" (as defined by 33 CFR part 328 and associated guidance) within the reviewed area. Approximate size of jurisdictional area: acres.
- There are* "isolated, non-navigable, intra-state waters or wetlands" within the reviewed area.
 Decision supported by SWANCC/Migratory Bird Rule Information Sheet for Determination of No Jurisdiction.

BASIS OF JURISDICTIONAL DETERMINATION:

- A. Waters defined under 33 CFR part 329 as "navigable waters of the United States":**
- The presence of waters that are subject to the ebb and flow of the tide and/or are presently used, or have been used in the past, or may be susceptible for use to transport interstate or foreign commerce.
- B. Waters defined under 33 CFR part 328.3(a) as "waters of the United States":**
- (1) The presence of waters, which are currently used, or were used in the past, or may be susceptible to use in interstate or foreign commerce, including all waters which are subject to the ebb and flow of the tide.
- (2) The presence of interstate waters including interstate wetlands¹.
- (3) The presence of other waters such as intrastate lakes, rivers, streams (including intermittent streams), mudflats, sandflats, wetlands, sloughs, prairie potholes, wet meadows, playa lakes, or natural ponds, the use, degradation or destruction of which could affect interstate commerce including any such waters (check all that apply):
- (i) which are or could be used by interstate or foreign travelers for recreational or other purposes.
- (ii) from which fish or shellfish are or could be taken and sold in interstate or foreign commerce.
- (iii) which are or could be used for industrial purposes by industries in interstate commerce.
- (4) Impoundments of waters otherwise defined as waters of the US.
- (5) The presence of a tributary to a water identified in (1)–(4) above.
- (6) The presence of territorial seas.
- (7) The presence of wetlands adjacent² to other waters of the US, except for those wetlands adjacent to other wetlands.

Rationale for the Basis of Jurisdictional Determination (applies to any boxes checked above). *If the jurisdictional water or wetland is not itself a navigable water of the United States, describe connection(s) to the downstream navigable waters. If B(1) or B(3) is used as the Basis of Jurisdiction, document navigability and/or interstate commerce connection (i.e., discuss site conditions, including why the waterbody is navigable and/or how the destruction of the waterbody could affect interstate or foreign commerce). If B(2, 4, 5 or 6) is used as the Basis of Jurisdiction, document the rationale used to make the determination. If B(7) is used as the Basis of Jurisdiction, document the rationale used to make adjacency determination:* Carter Creek flows into Grindstone Creek which flows into Camp Creek which flows into the LaMoine River which is designated a federally navigable waterway.

Lateral Extent of Jurisdiction: (Reference: 33 CFR parts 328 and 329)

- | | |
|--|---|
| <input type="checkbox"/> Ordinary High Water Mark indicated by:
<input type="checkbox"/> clear, natural line impressed on the bank
<input type="checkbox"/> the presence of litter and debris
<input type="checkbox"/> changes in the character of soil
<input type="checkbox"/> destruction of terrestrial vegetation
<input type="checkbox"/> shelving
<input type="checkbox"/> other: | <input type="checkbox"/> High Tide Line indicated by:
<input type="checkbox"/> oil or scum line along shore objects
<input type="checkbox"/> fine shell or debris deposits (foreshore)
<input type="checkbox"/> physical markings/characteristics
<input type="checkbox"/> tidal gages
<input type="checkbox"/> other: |
|--|---|
- Mean High Water Mark indicated by:
 survey to available datum; physical markings; vegetation lines/changes in vegetation types.
- Wetland boundaries, as shown on the attached wetland delineation map and/or in a delineation report prepared by:

Basis For Not Asserting Jurisdiction:

- The reviewed area consists entirely of uplands.
 Unable to confirm the presence of waters in 33 CFR part 328(a)(1, 2, or 4-7).
 Headquarters declined to approve jurisdiction on the basis of 33 CFR part 328.3(a)(3).
 The Corps has made a case-specific determination that the following waters present on the site are not Waters of the United States:
- Waste treatment systems, including treatment ponds or lagoons, pursuant to 33 CFR part 328.3.
 - Artificially irrigated areas, which would revert to upland if the irrigation ceased.
 - Artificial lakes and ponds created by excavating and/or diking dry land to collect and retain water and which are used exclusively for such purposes as stock watering, irrigation, settling basins, or rice growing.
 - Artificial reflecting or swimming pools or other small ornamental bodies of water created by excavating and/or diking dry land to retain water for primarily aesthetic reasons.
 - Water-filled depressions created in dry land incidental to construction activity and pits excavated in dry land for the purpose of obtaining fill, sand, or gravel unless and until the construction or excavation operation is abandoned and the resulting body of water meets the definition of waters of the United States found at 33 CFR 328.3(a).
 - Isolated, intrastate wetland with no nexus to interstate commerce.
 - Prior converted cropland, as determined by the Natural Resources Conservation Service. Explain rationale:
 - Non-tidal drainage or irrigation ditches excavated on dry land. Explain rationale:
 - Other (explain):

DATA REVIEWED FOR JURISDICTIONAL DETERMINATION (mark all that apply):

- Maps, plans, plots or plat submitted by or on behalf of the applicant.
- Data sheets prepared/submitted by or on behalf of the applicant.
 - This office concurs with the delineation report, dated _____, prepared by (company):
 - This office does not concur with the delineation report, dated _____, prepared by (company):
- Data sheets prepared by the Corps.
- Corps' navigable waters' studies:
- U.S. Geological Survey Hydrologic Atlas:
- U.S. Geological Survey 7.5 Minute Topographic maps: Industry, IL
- U.S. Geological Survey 7.5 Minute Historic quadrangles:
- U.S. Geological Survey 15 Minute Historic quadrangles:
- USDA Natural Resources Conservation Service Soil Survey:
- National wetlands inventory maps: Industry, IL
- State/Local wetland inventory maps:
- FEMA/FIRM maps (Map Name & Date):
- 100-year Floodplain Elevation is: _____ (NGVD)
- Aerial Photographs (Name & Date):
- Other photographs (Date):
- Advanced Identification Wetland maps:
- Site visit/determination conducted on:
- Applicable/supporting case law:
- Other information (please specify):

¹Wetlands are identified and delineated using the methods and criteria established in the Corps Wetland Delineation Manual (87 Manual) (i.e., occurrence of hydrophytic vegetation, hydric soils and wetland hydrology).

²The term "adjacent" means bordering, contiguous, or neighboring. Wetlands separated from other waters of the U.S. by man-made dikes or barriers, natural river berms, beach dunes, and the like are also adjacent.

JURISDICTIONAL DETERMINATION
U.S. Army Corps of Engineers

Revised 8/13/04

DISTRICT OFFICE: Rock Island District
FILE NUMBER: 2006-1130

PROJECT LOCATION INFORMATION:

State: Illinois
County: McDonough
Center coordinates of site (latitude/longitude): UTM Coordinates: 4467277 (Northing) 702574 (Easting)
Approximate size of area (parcel) reviewed, including uplands: 2 acres.
Name of nearest waterway: Grindstone Creek
Name of watershed: Illinois River

JURISDICTIONAL DETERMINATION

Completed: Desktop determination Date: July 27, 2006
Site visit(s) Date(s):

Jurisdictional Determination (JD):

- Preliminary JD - Based on available information, *there appear to be* (or) *there appear to be no* "waters of the United States" and/or "navigable waters of the United States" on the project site. A preliminary JD is not appealable (Reference 33 CFR part 331).
- Approved JD - An approved JD is an appealable action (Reference 33 CFR part 331).
Check all that apply:
- There are* "navigable waters of the United States" (as defined by 33 CFR part 329 and associated guidance) within the reviewed area. Approximate size of jurisdictional area: acres.
- There are* "waters of the United States" (as defined by 33 CFR part 328 and associated guidance) within the reviewed area. Approximate size of jurisdictional area: acres.
- There are* "isolated, non-navigable, intra-state waters or wetlands" within the reviewed area.
 Decision supported by SWANCC/Migratory Bird Rule Information Sheet for Determination of No Jurisdiction.

BASIS OF JURISDICTIONAL DETERMINATION:

A. Waters defined under 33 CFR part 329 as "navigable waters of the United States":

- The presence of waters that are subject to the ebb and flow of the tide and/or are presently used, or have been used in the past, or may be susceptible for use to transport interstate or foreign commerce.

B. Waters defined under 33 CFR part 328.3(a) as "waters of the United States":

- (1) The presence of waters, which are currently used, or were used in the past, or may be susceptible to use in interstate or foreign commerce, including all waters which are subject to the ebb and flow of the tide.
- (2) The presence of interstate waters including interstate wetlands¹.
- (3) The presence of other waters such as intrastate lakes, rivers, streams (including intermittent streams), mudflats, sandflats, wetlands, sloughs, prairie potholes, wet meadows, playa lakes, or natural ponds, the use, degradation or destruction of which could affect interstate commerce including any such waters (check all that apply):
- (i) which are or could be used by interstate or foreign travelers for recreational or other purposes.
- (ii) from which fish or shellfish are or could be taken and sold in interstate or foreign commerce.
- (iii) which are or could be used for industrial purposes by industries in interstate commerce.
- (4) Impoundments of waters otherwise defined as waters of the US.
- (5) The presence of a tributary to a water identified in (1) - (4) above.
- (6) The presence of territorial seas.
- (7) The presence of wetlands adjacent² to other waters of the US, except for those wetlands adjacent to other wetlands.

Rationale for the Basis of Jurisdictional Determination (applies to any boxes checked above). *If the jurisdictional water or wetland is not itself a navigable water of the United States, describe connection(s) to the downstream navigable waters. If B(1) or B(3) is used as the Basis of Jurisdiction, document navigability and/or interstate commerce connection (i.e., discuss site conditions, including why the waterbody is navigable and/or how the destruction of the waterbody could affect interstate or foreign commerce). If B(2, 4, 5 or 6) is used as the Basis of Jurisdiction, document the rationale used to make the determination. If B(7) is used as the Basis of Jurisdiction, document the rationale used to make adjacency determination: Grindstone Creek flows into Camp Creek which flows into the LaMoine River which is designated a federally navigable waterway.*

Lateral Extent of Jurisdiction: (Reference: 33 CFR parts 328 and 329)

- | | |
|--|---|
| <input type="checkbox"/> Ordinary High Water Mark indicated by:
<input type="checkbox"/> clear, natural line impressed on the bank
<input type="checkbox"/> the presence of litter and debris
<input type="checkbox"/> changes in the character of soil
<input type="checkbox"/> destruction of terrestrial vegetation
<input type="checkbox"/> shelving
<input type="checkbox"/> other: | <input type="checkbox"/> High Tide Line indicated by:
<input type="checkbox"/> oil or scum line along shore objects
<input type="checkbox"/> fine shell or debris deposits (foreshore)
<input type="checkbox"/> physical markings/characteristics
<input type="checkbox"/> tidal gages
<input type="checkbox"/> other: |
|--|---|
- Mean High Water Mark indicated by:
 survey to available datum; physical markings; vegetation lines/changes in vegetation types.
- Wetland boundaries, as shown on the attached wetland delineation map and/or in a delineation report prepared by:

Basis For Not Asserting Jurisdiction:

- The reviewed area consists entirely of uplands.
- Unable to confirm the presence of waters in 33 CFR part 328(a)(1, 2, or 4-7).
- Headquarters declined to approve jurisdiction on the basis of 33 CFR part 328.3(a)(3).
- The Corps has made a case-specific determination that the following waters present on the site are not Waters of the United States:
- Waste treatment systems, including treatment ponds or lagoons, pursuant to 33 CFR part 328.3.
 - Artificially irrigated areas, which would revert to upland if the irrigation ceased.
 - Artificial lakes and ponds created by excavating and/or diking dry land to collect and retain water and which are used exclusively for such purposes as stock watering, irrigation, settling basins, or rice growing.
 - Artificial reflecting or swimming pools or other small ornamental bodies of water created by excavating and/or diking dry land to retain water for primarily aesthetic reasons.
 - Water-filled depressions created in dry land incidental to construction activity and pits excavated in dry land for the purpose of obtaining fill, sand, or gravel unless and until the construction or excavation operation is abandoned and the resulting body of water meets the definition of waters of the United States found at 33 CFR 328.3(a).
 - Isolated, intrastate wetland with no nexus to interstate commerce.
 - Prior converted cropland, as determined by the Natural Resources Conservation Service. Explain rationale:
 - Non-tidal drainage or irrigation ditches excavated on dry land. Explain rationale:
 - Other (explain):

DATA REVIEWED FOR JURSDICTIONAL DETERMINATION (mark all that apply):

- Maps, plans, plots or plat submitted by or on behalf of the applicant.
- Data sheets prepared/submitted by or on behalf of the applicant.
 - This office concurs with the delineation report, dated _____, prepared by (company):
 - This office does not concur with the delineation report, dated _____, prepared by (company): .
- Data sheets prepared by the Corps.
- Corps' navigable waters' studies:
- U.S. Geological Survey Hydrologic Atlas:
- U.S. Geological Survey 7.5 Minute Topographic maps: Industry, IL
- U.S. Geological Survey 7.5 Minute Historic quadrangles:
- U.S. Geological Survey 15 Minute Historic quadrangles:
- USDA Natural Resources Conservation Service Soil Survey:
- National wetlands inventory maps: Industry, IL
- State/Local wetland inventory maps:
- FEMA/FIRM maps (Map Name & Date):
- 100-year Floodplain Elevation is: _____ (NGVD)
- Aerial Photographs (Name & Date):
- Other photographs (Date):
- Advanced Identification Wetland maps:
- Site visit/determination conducted on:
- Applicable/supporting case law:
- Other information (please specify):

¹Wetlands are identified and delineated using the methods and criteria established in the Corps Wetland Delineation Manual (87 Manual) (i.e., occurrence of hydrophytic vegetation, hydric soils and wetland hydrology).

²The term "adjacent" means bordering, contiguous, or neighboring. Wetlands separated from other waters of the U.S. by man-made dikes or barriers, natural river berms, beach dunes, and the like are also adjacent.

NOTIFICATION OF ADMINISTRATIVE APPEAL OPTIONS AND PROCESS AND REQUEST FOR APPEAL		
Applicant: Illinois Department of Transportation	File Numbers: 2006-1129 and 1130	Date: 07/27/06
Attached is:		See Section below
<input type="checkbox"/>	INITIAL PROFFERED PERMIT (Standard Permit or Letter of permission)	A
<input type="checkbox"/>	PROFFERED PERMIT (Standard Permit or Letter of permission)	B
<input type="checkbox"/>	PERMIT DENIAL	C
<input type="checkbox"/>	APPROVED JURISDICTIONAL DETERMINATION	D
<input checked="" type="checkbox"/>	PRELIMINARY JURISDICTIONAL DETERMINATION	E
<p>SECTION I - The following identifies your rights and options regarding an administrative appeal of the above decision. Additional information may be found at http://usace.army.mil/inet/functions/cw/cecwo/reg or Corps regulations at 33 CFR Part 331.</p>		
<p>A: INITIAL PROFFERED PERMIT: You may accept or object to the permit.</p> <ul style="list-style-type: none"> • ACCEPT: If you received a Standard Permit, you may sign the permit document and return it to the district engineer for final authorization. If you received a Letter of Permission (LOP), you may accept the LOP and your work is authorized. Your signature on the Standard Permit or acceptance of the LOP means that you accept the permit in its entirety, and waive all rights to appeal the permit, including its terms and conditions, and approved jurisdictional determinations associated with the permit. • OBJECT: If you object to the permit (Standard or LOP) because of certain terms and conditions therein, you may request that the permit be modified accordingly. You must complete Section II of this form and return the form to the district engineer. Your objections must be received by the district engineer within 60 days of the date of this notice, or you will forfeit your right to appeal the permit in the future. Upon receipt of your letter, the district engineer will evaluate your objections and may: (a) modify the permit to address all of your concerns, (b) modify the permit to address some of your objections, or (c) not modify the permit having determined that the permit should be issued as previously written. After evaluating your objections, the district engineer will send you a proffered permit for your reconsideration, as indicated in Section B below. 		
<p>B: PROFFERED PERMIT: You may accept or appeal the permit</p> <ul style="list-style-type: none"> • ACCEPT: If you received a Standard Permit, you may sign the permit document and return it to the district engineer for final authorization. If you received a Letter of Permission (LOP), you may accept the LOP and your work is authorized. Your signature on the Standard Permit or acceptance of the LOP means that you accept the permit in its entirety, and waive all rights to appeal the permit, including its terms and conditions, and approved jurisdictional determinations associated with the permit. • APPEAL: If you choose to decline the proffered permit (Standard or LOP) because of certain terms and conditions therein, you may appeal the declined permit under the Corps of Engineers Administrative Appeal Process by completing Section II of this form and sending the form to the division engineer. This form must be received by the division engineer within 60 days of the date of this notice. 		
<p>C: PERMIT DENIAL: You may appeal the denial of a permit under the Corps of Engineers Administrative Appeal Process by completing Section II of this form and sending the form to the division engineer. This form must be received by the division engineer within 60 days of the date of this notice.</p>		
<p>D: APPROVED JURISDICTIONAL DETERMINATION: You may accept or appeal the approved JD or provide new information.</p> <ul style="list-style-type: none"> • ACCEPT: You do not need to notify the Corps to accept an approved JD. Failure to notify the Corps within 60 days of the date of this notice, means that you accept the approved JD in its entirety, and waive all rights to appeal the approved JD. • APPEAL: If you disagree with the approved JD, you may appeal the approved JD under the Corps of Engineers Administrative Appeal Process by completing Section II of this form and sending the form to the division engineer. This form must be received by the division engineer within 60 days of the date of this notice. 		
<p>E: PRELIMINARY JURISDICTIONAL DETERMINATION: You do not need to respond to the Corps regarding the preliminary JD. The Preliminary JD is not appealable. If you wish, you may request an approved JD (which may be appealed), by contacting the Corps district for further instruction. Also you may provide new information for further consideration by the Corps to reevaluate the JD.</p>		

SECTION II - REQUEST FOR APPEAL or OBJECTIONS TO AN INITIAL PROFFERED PERMIT		
<p>REASONS FOR APPEAL OR OBJECTIONS: (Describe your reasons for appealing the decision or your objections to an initial proffered permit in clear concise statements. You may attach additional information to this form to clarify where your reasons or objections are addressed in the administrative record.)</p>		
<p>ADDITIONAL INFORMATION: The appeal is limited to a review of the administrative record, the Corps memorandum for the record of the appeal conference or meeting, and any supplemental information that the review officer has determined is needed to clarify the administrative record. Neither the appellant nor the Corps may add new information or analyses to the record. However, you may provide additional information to clarify the location of information that is already in the administrative record.</p>		
<p>POINT OF CONTACT FOR QUESTIONS OR INFORMATION:</p>		
<p>If you have questions regarding this decision and/or the appeal process you may contact:</p> <p>Gene Walsh US Army Corps of Engineers District, Rock Island ATTN: Regulatory Branch Clock Tower Building Post Office Box 2004 Rock Island, Illinois 61204-2004</p> <p>Telephone: 309/794-5674</p>	<p>If you only have questions regarding the appeal process you may also contact:</p> <p>Donna M. Jones, P.E. U.S. Army Corps of Engineers Mississippi Valley Division ATTN: CEMVD-PD-KM P.O. Box 80 Vicksburg, Mississippi 39181-0080</p> <p>Telephone: 601/634-5820 Fax : 601/634-7073</p>	
<p>RIGHT OF ENTRY: Your signature below grants the right of entry to Corps of Engineers personnel, and any government consultants, to conduct investigations of the project site during the course of the appeal process. You will be provided a 15 day notice of any site investigation, and will have the opportunity to participate in all site investigations.</p>		
<p>_____</p> <p>Signature of appellant or agent.</p>	<p>Date:</p>	<p>Telephone number:</p>

Nationwide Permits and Conditions

The following information presents the requirements for the nationwide Section 404/10 permits most often used on highway projects. (For information regarding the other nationwide permits, refer to BDE Information Memorandums 02-38, dated February 13, 2002 and 02-39, dated March 25, 2002.) The information in this guidance reflects the requirements associated with the reissued nationwide permits that were published in the January 15, 2002 *Federal Register* (67 FR 2019). The parenthetical references (Section 10, Section 404) following each of the nationwide permits indicate the specific authorities under which that permit is issued.

Permittees wishing to conduct activities under the nationwide permits must comply with the terms of the applicable permit and the conditions in Section C of this document.

B. Nationwide Permits

3. Maintenance. Activities related to:

(i) The repair, rehabilitation, or replacement of any previously authorized, currently serviceable, structure, or fill, or of any currently serviceable structure or fill authorized by 33 CFR 330.3, provided that the structure or fill is not to be put to uses differing from those uses specified or contemplated for it in the original permit or the most recently authorized modification. Minor deviations in the structure's configuration or filled area including those due to changes in materials, construction techniques, or current construction codes or safety standards which are necessary to make repair, rehabilitation, or replacement are permitted, provided the adverse environmental effects resulting from such repair, rehabilitation, or replacement are minimal. Currently serviceable means useable as is or with some maintenance, but not so degraded as to essentially require reconstruction. This NWP authorizes the repair, rehabilitation, or replacement of those structures or fills destroyed or damaged by storms, floods, fire or other discrete events, provided the repair, rehabilitation, or replacement is commenced, or is under contract to commence, within two years of the date of their destruction or damage. In cases of catastrophic events, such as hurricanes or tornadoes, this two-year limit may be waived by the District Engineer, provided the permittee can demonstrate funding, contract, or other similar delays.

(ii) Discharges of dredged or fill material, including excavation, into all waters of the US to remove accumulated sediments and debris in the vicinity of, and within, existing structures (e.g., bridges, culverted road crossings, water intake structures, etc.) and the placement of new or additional riprap to protect the structure, provided the permittee notifies the District Engineer in accordance with General Condition 13. The removal of sediment is limited to the minimum necessary to restore the waterway in the immediate vicinity of the structure to the approximate dimensions that existed when the structure was built, but cannot extend further than 200 feet in any direction from the structure. The placement of rip rap must be the minimum necessary to protect the structure or to ensure the safety of the structure. All excavated materials must be deposited and retained in an upland area unless otherwise specifically approved by the District Engineer under separate authorization. Any bank stabilization measures not directly associated with the structure will require a separate authorization from the District Engineer.

(iii) Discharges of dredged or fill material, including excavation, into all waters of the US for activities associated with the restoration of upland areas damaged by a storm, flood, or other discrete event, including the construction, placement, or installation of upland protection structures and minor dredging to remove obstructions in a water of the US. (Uplands lost as a result of a storm, flood, or other discrete event can be replaced without a Section 404 permit provided the uplands are restored to their original pre-event location. This NWP is for the activities in waters of the US associated with the replacement of the uplands.) The permittee must notify the District Engineer, in accordance with General Condition 13, within 12-months of the date of the damage and the work must commence, or be under contract to commence, within two years of the date of the damage. The permittee should provide evidence, such as a recent topographic survey or photographs, to justify the extent of the proposed restoration. The restoration of the damaged areas cannot exceed the contours, or ordinary high water mark, that existed before the damage. The District

Engineer retains the right to determine the extent of the pre-existing conditions and the extent of any restoration work authorized by this permit. Minor dredging to remove obstructions from the adjacent waterbody is limited to 50 cubic yards below the plane of the ordinary high water mark, and is limited to the amount necessary to restore the pre-existing bottom contours of the waterbody. The dredging may not be done primarily to obtain fill for any restoration activities. The discharge of dredged or fill material and all related work needed to restore the upland must be part of a single and complete project. This permit cannot be used in conjunction with NWP 18 or NWP 19 to restore damaged upland areas. This permit cannot be used to reclaim historic lands lost, over an extended period, to normal erosion processes. This permit does not authorize maintenance dredging for the primary purpose of navigation and beach restoration. This permit does not authorize new stream channelization or stream relocation projects. Any work authorized by this permit must not cause more than minimal degradation of water quality, more than minimal changes to the flow characteristics of the stream, or increase flooding (See General Conditions 9 and 21). (Sections 10 and 404)

Note: This NWP authorizes the repair, rehabilitation, or replacement of any previously authorized structure or fill that does not qualify for the Section 404(f) exemption for maintenance.

13. Bank Stabilization. Bank stabilization activities necessary for erosion prevention provided the activity meets all of the following criteria:

- a. No material is placed in excess of the minimum needed for erosion protection;
- b. The bank stabilization activity is less than 500 feet in length;
- c. The activity will not exceed an average of one cubic yard per running foot placed along the bank below the plane of the ordinary high water mark or the high tide line;
- d. No material is placed in any special aquatic site, including wetlands;
- e. No material is of the type, or is placed in any location, or in any manner, to impair surface water flow into or out of any wetland area;
- f. No material is placed in a manner that will be eroded by normal or expected high flows (properly anchored trees and treetops may be used in low energy areas); and,
- g. The activity is part of a single and complete project.

Bank stabilization activities in excess of 500 feet in length or greater than an average of one cubic yard per running foot may be authorized if the permittee notifies the District Engineer in accordance with the "Notification" General Condition 13 and the District Engineer determines the activity complies with the other terms and conditions of the NWP and the adverse environmental effects are minimal both individually and cumulatively. This NWP may not be used for the channelization of waters of the US. (Sections 10 and 404)

14. Linear Transportation Projects. Activities required for the construction, expansion, modification, or improvement of linear transportation crossings (e.g., highways, railways, trails, airport runways, and taxiways) in waters of the US, including wetlands, if the activity meets the following criteria:

- a. This NWP is subject to the following acreage limits:
 - (1) For linear transportation projects in non-tidal waters, provided the discharge does not cause the loss of greater than 1/2-acre of waters of the US; or
 - (2) For linear transportation projects in tidal waters, provided the discharge does not cause the loss of greater than 1/3-acre of waters of the US.
- b. The permittee must notify the District Engineer in accordance with General Condition 13 if any of the following criteria are met:
 - (1) The discharge causes the loss of greater than 1/10 acre of waters of the US; or
 - (2) There is a discharge in a special aquatic site, including wetlands;
- c. The notification must include a compensatory mitigation proposal to offset permanent losses of waters of the US to ensure that those losses result only in minimal adverse effects to the aquatic environment and a statement describing how temporary losses will be minimized to the maximum extent practicable;
- d. For discharges in special aquatic sites, including wetlands, and stream riffle and pool complexes, the notification must include a delineation of the affected special aquatic sites;

- e. The width of the fill is limited to the minimum necessary for the crossing;
- f. This permit does not authorize stream channelization, and the authorized activities must not cause more than minimal changes to the hydraulic flow characteristics of the stream, increase flooding, or cause more than minimal degradation of water quality of any stream (see General Conditions 9 and 21);
- g. This permit cannot be used to authorize non-linear features commonly associated with transportation projects, such as vehicle maintenance or storage buildings, parking lots, train stations, or aircraft hangars; and
- h. The crossing is a single and complete project for crossing waters of the US. Where a road segment (i.e., the shortest segment of a road with independent utility that is part of a larger project) has multiple crossings of streams (several single and complete projects) the Corps will consider whether it should use its discretionary authority to require an Individual Permit. (Sections 10 and 404)

Note: Some discharges for the construction of farm roads, forest roads, or temporary roads for moving mining equipment may be eligible for an exemption from the need for a Section 404 permit (see 33 CFR 323.4).

23. Approved Categorical Exclusions. Activities undertaken, assisted, authorized, regulated, funded, or financed, in whole or in part, by another Federal agency or department where that agency or department has determined, pursuant to the Council on Environmental Quality Regulation for Implementing the Procedural Provisions of the National Environmental Policy Act (NEPA) (40 CFR part 1500 et seq.), that the activity, work, or discharge is categorically excluded from environmental documentation, because it is included within a category of actions which neither individually nor cumulatively have a significant effect on the human environment, and the Office of the Chief of Engineers (ATTN: CECW-OR) has been furnished notice of the agency's or department's application for the categorical exclusion and concurs with that determination. Before approval for purposes of this NWP of any agency's categorical exclusions, the Chief of Engineers will solicit public comment. In addressing these comments, the Chief of Engineers may require certain conditions for authorization of an agency's categorical exclusions under this NWP. (Sections 10 and 404)

33. Temporary Construction, Access and Dewatering. Temporary structures, work and discharges, including cofferdams, necessary for construction activities or access fills or dewatering of construction sites; provided that the associated primary activity is authorized by the Corps of Engineers or the USCG, or for other construction activities not subject to the Corps or USCG regulations. Appropriate measures must be taken to maintain near normal downstream flows and to minimize flooding. Fill must be of materials, and placed in a manner, that will not be eroded by expected high flows. The use of dredged material may be allowed if it is determined by the District Engineer that it will not cause more than minimal adverse effects on aquatic resources. Temporary fill must be entirely removed to upland areas, or dredged material returned to its original location, following completion of the construction activity, and the affected areas must be restored to the pre-project conditions. Cofferdams cannot be used to dewater wetlands or other aquatic areas to change their use. Structures left in place after cofferdams are removed require a Section 10 permit if located in navigable waters of the U.S. (See 33 CFR part 322). The permittee must notify the District Engineer in accordance with the "Notification" General Condition. The notification must also include a restoration plan of reasonable measures to avoid and minimize adverse effects to aquatic resources. The District Engineer will add Special Conditions, where necessary, to ensure environmental adverse effects is minimal. Such conditions may include: limiting the temporary work to the minimum necessary; requiring seasonal restrictions; modifying the restoration plan; and requiring alternative construction methods (e.g. construction mats in wetlands where practicable.). (Sections 10 and 404)

C. Nationwide Permit General Conditions

The following General Conditions must be followed in order for any authorization by an NWP to be valid:

1. **Navigation.** No activity may cause more than a minimal adverse effect on navigation.

2. **Proper Maintenance.** Any structure or fill authorized shall be properly maintained, including maintenance to ensure public safety.
3. **Soil Erosion and Sediment Controls.** Appropriate soil erosion and sediment controls must be used and maintained in effective operating condition during construction, and all exposed soil and other fills, as well as any work below the ordinary high water mark or high tide line, must be permanently stabilized at the earliest practicable date. Permittees are encouraged to perform work within waters of the United States during periods of low-flow or no-flow.
4. **Aquatic Life Movements.** No activity may substantially disrupt the necessary life-cycle movements of those species of aquatic life indigenous to the waterbody, including those species that normally migrate through the area, unless the activity's primary purpose is to impound water. Culverts placed in streams must be installed to maintain low flow conditions.
5. **Equipment.** Heavy equipment working in wetlands must be placed on mats, or other measures must be taken to minimize soil disturbance
6. **Regional and Case-By-Case Conditions.** The activity must comply with any regional conditions that may have been added by the Division Engineer (see 33 CFR 330.4(e)) and with any case specific conditions added by the Corps or by the state or tribe in its Section 401 Water Quality Certification and Coastal Zone Management Act consistency determination.
7. **Wild and Scenic Rivers.** No activity may occur in a component of the National Wild and Scenic River System; or in a river officially designated by Congress as a "study river" for possible inclusion in the system, while the river is in an official study status; unless the appropriate Federal agency, with direct management responsibility for such river, has determined in writing that the proposed activity will not adversely affect the Wild and Scenic River designation, or study status. Information on Wild and Scenic Rivers may be obtained from the appropriate Federal land management agency in the area (e.g., National Park Service, U.S. Forest Service, Bureau of Land Management, U.S. Fish and Wildlife Service).
8. **Tribal Rights.** No activity or its operation may impair reserved tribal rights, including, but not limited to, reserved water rights and treaty fishing and hunting rights
9. **Water Quality.** (a) In certain states and tribal lands an individual 401 Water Quality Certification must be obtained or waived (See 33 CFR 330.4(c)).
(b) For NWPs 12, 14, 17, 18, 32, 39, 40, 42, 43, and 44, where the state or tribal 401 certification (either generically or individually) does not require or approve water quality management measures, the permittee must provide water quality management measures that will ensure that the authorized work does not result in more than minimal degradation of water quality (or the Corps determines that compliance with state or local standards, where applicable, will ensure no more than minimal adverse effect on water quality). An important component of water quality management includes stormwater management that minimizes degradation of the downstream aquatic system, including water quality (refer to General Condition 21 for stormwater management requirements). Another important component of water quality management is the establishment and maintenance of vegetated buffers next to open waters, including streams (refer to General Condition 19 for vegetated buffer requirements for the NWPs). This condition is only applicable to projects that have the potential to affect water quality. While appropriate measures must be taken, in most cases it is not necessary to conduct detailed studies identify such measures or to require monitoring.
10. **Coastal Zone Management.** In certain states, an individual state coastal zone management consistency concurrence must be obtained or waived (see 33 CFR 330.4(d)).
11. **Endangered Species.** (a) No activity is authorized under any NWP which is likely to jeopardize the continued existence of a threatened or endangered species or a species proposed for such designation, as identified under the Federal Endangered Species Act (ESA), or which will destroy or adversely modify the critical habitat of such species. Non-federal permittees shall notify the District Engineer if any listed

species or designated critical habitat might be affected or is in the vicinity of the project, or is located in the designated critical habitat and shall not begin work on the activity until notified by the District Engineer that the requirements of the ESA have been satisfied and that the activity is authorized. For activities that may affect Federally-listed endangered or threatened species or designated critical habitat, the notification must include the name(s) of the endangered or threatened species that may be affected by the proposed work or that utilize the designated critical habitat that may be affected by the proposed work. As a result of formal or informal consultation with the FWS or NMFS the District Engineer may add species-specific regional endangered species conditions to the NWP.

(b) Authorization of an activity by a NWP does not authorize the "take" of a threatened or endangered species as defined under the ESA. In the absence of separate authorization (e.g., an ESA Section 10 Permit, a Biological Opinion with "incidental take" provisions, etc.) from the USFWS or the NMFS, both lethal and non-lethal "takes" of protected species are in violation of the ESA. Information on the location of threatened and endangered species and their critical habitat can be obtained directly from the offices of the USFWS and NMFS or their world wide web pages at <http://www.fws.gov/r9endspp/endspp.html> and http://www.nmfs.noaa.gov/prot_res/overview/es.html respectively

12. Historic Properties. No activity which may affect historic properties listed, or eligible for listing, in the National Register of Historic Places is authorized, until the District Engineer has complied with the provisions of 33 CFR part 325, Appendix C. The prospective permittee must notify the District Engineer if the authorized activity may affect any historic properties listed, determined to be eligible, or which the prospective permittee has reason to believe may be eligible for listing on the National Register of Historic Places, and shall not begin the activity until notified by the District Engineer that the requirements of the National Historic Preservation Act have been satisfied and that the activity is authorized. Information on the location and existence of historic resources can be obtained from the State Historic Preservation Office and the National Register of Historic Places (see 33 CFR 330.4(g)). For activities that may affect historic properties listed in, or eligible for listing in, the National Register of Historic Places, the notification must state which historic property may be affected by the proposed work or include a vicinity map indicating the location of the historic property.

13. Notification. (a) Timing; where required by the terms of the NWP, the prospective permittee must notify the District Engineer with a preconstruction notification (PCN) as early as possible. The District Engineer must determine if the notification is complete within 30 days of the date of receipt and can request additional information necessary to make the PCN complete only once. However, if the prospective permittee does not provide all of the requested information, then the District Engineer will notify the prospective permittee that the notification is still incomplete and the PCN review process will not commence until all of the requested information has been received by the District Engineer. The prospective permittee shall not begin the activity:

- (1) Until notified in writing by the District Engineer that the activity may proceed under the NWP with any special conditions imposed by the District or Division Engineer; or
- (2) If notified in writing by the District or Division Engineer that an Individual Permit is required; or
- (3) Unless 45 days have passed from the District Engineer's receipt of the complete notification and the prospective permittee has not received written notice from the District or Division Engineer. Subsequently, the permittee's right to proceed under the NWP may be modified, suspended, or revoked only in accordance with the procedure set forth in 33 CFR 330.5(d)(2).

(b) Contents of Notification: The notification must be in writing and include the following information:

- (1) Name, address and telephone numbers of the prospective permittee;
- (2) Location of the proposed project;
- (3) Brief description of the proposed project; the project's purpose; direct and indirect adverse environmental effects the project would cause; any other NWP(s), Regional General Permit(s), or Individual Permit(s) used or intended to be used to authorize any part of the proposed project or any related activity. Sketches should be provided when necessary to show that the activity complies with the terms of the NWP (Sketches usually clarify the project and when provided result in a quicker decision.);
- (4) For NWPs 7, 12, 14, 18, 21, 34, 38, 39, 40, 41, 42, and 43, the PCN must also include a delineation of affected special aquatic sites, including wetlands, vegetated shallows (e.g., submerged aquatic vegetation, seagrass beds), and riffle and pool complexes (see paragraph 13(f));

- (5) For NWP 7 (Outfall Structures and Maintenance), the PCN must include information regarding the original design capacities and configurations of those areas of the facility where maintenance dredging or excavation is proposed;
- (6) For NWP 14 (Linear Transportation Projects), the PCN must include a compensatory mitigation proposal to offset permanent losses of waters of the US and a statement describing how temporary losses of waters of the US will be minimized to the maximum extent practicable;
- (7) For NWP 21 (Surface Coal Mining Activities), the PCN must include an Office of Surface Mining (OSM) or state-approved mitigation plan, if applicable. To be authorized by this NWP, the District Engineer must determine that the activity complies with the terms and conditions of the NWP and that the adverse environmental effects are minimal both individually and cumulatively and must notify the project sponsor of this determination in writing;
- (8) For NWP 27 (Stream and Wetland Restoration Activities), the PCN must include documentation of the prior condition of the site that will be reverted by the permittee;
- (9) For NWP 29 (Single-Family Housing), the PCN must also include:
 - (i) Any past use of this NWP by the Individual Permittee and/or the permittee's spouse;
 - (ii) A statement that the single-family housing activity is for a personal residence of the permittee;
 - (iii) A description of the entire parcel, including its size, and a delineation of wetlands. For the purpose of this NWP, parcels of land measuring 1/4-acre or less will not require a formal on-site delineation. However, the applicant shall provide an indication of where the wetlands are and the amount of wetlands that exists on the property. For parcels greater than 1/4-acre in size, formal wetland delineation must be prepared in accordance with the current method required by the Corps. (See paragraph 13(f));
 - (iv) A written description of all land (including, if available, legal descriptions) owned by the prospective permittee and/or the prospective permittee's spouse, within a one mile radius of the parcel, in any form of ownership (including any land owned as a partner, corporation, joint tenant, co-tenant, or as a tenant-by-the-entirety) and any land on which a purchase and sale agreement or other contract for sale or purchase has been executed;
- (10) For NWP 31 (Maintenance of Existing Flood Control Facilities), the prospective permittee must either notify the District Engineer with a PCN prior to each maintenance activity or submit a five year (or less) maintenance plan. In addition, the PCN must include all of the following:
 - (i) Sufficient baseline information identifying the approved channel depths and configurations and existing facilities. Minor deviations are authorized, provided the approved flood control protection or drainage is not increased;
 - (ii) A delineation of any affected special aquatic sites, including wetlands; and,
 - (iii) Location of the dredged material disposal site;
- (11) For NWP 33 (Temporary Construction, Access, and Dewatering), the PCN must also include a restoration plan of reasonable measures to avoid and minimize adverse effects to aquatic resources;
- (12) For NWPs 39, 43 and 44, the PCN must also include a written statement to the District Engineer explaining how avoidance and minimization for losses of waters of the US were achieved on the project site;
- (13) For NWP 39 and NWP 42, the PCN must include a compensatory mitigation proposal to offset losses of waters of the US or justification explaining why compensatory mitigation should not be required. For discharges that cause the loss of greater than 300 linear feet of an intermittent stream bed, to be authorized, the District Engineer must determine that the activity complies with the other terms and conditions of the NWP, determine adverse environmental effects are minimal both individually and cumulatively, and waive the limitation on stream impacts in writing before the permittee may proceed;
- (14) For NWP 40 (Agricultural Activities), the PCN must include a compensatory mitigation proposal to offset losses of waters of the US. This NWP does not authorize the relocation of greater than 300 linear- feet of existing serviceable drainage ditches constructed in non-tidal streams unless, for drainage ditches constructed in intermittent non- tidal streams, the District Engineer waives this criterion in writing, and the District Engineer has determined that the project complies with all terms and conditions of this NWP, and that any adverse impacts of the project on the aquatic environment are minimal, both individually and cumulatively;
- (15) For NWP 43 (Stormwater Management Facilities), the PCN must include, for the construction of new stormwater management facilities, a maintenance plan (in accordance with state and local requirements, if applicable) and a compensatory mitigation proposal to offset losses of waters of the US. For discharges that cause the loss of greater than 300 linear feet of an intermittent stream bed, to

- be authorized, the District Engineer must determine that the activity complies with the other terms and conditions of the NWP, determine adverse environmental effects are minimal both individually and cumulatively, and waive the limitation on stream impacts in writing before the permittee may proceed;
- (16) For NWP 44 (Mining Activities), the PCN must include a description of all waters of the US adversely affected by the project, a description of measures taken to minimize adverse effects to waters of the US, a description of measures taken to comply with the criteria of the NWP, and a reclamation plan (for all aggregate mining activities in isolated waters and non-tidal wetlands adjacent to headwaters and any hard rock/mineral mining activities);
- (17) For activities that may adversely affect Federally-listed endangered or threatened species, the PCN must include the name(s) of those endangered or threatened species that may be affected by the proposed work or utilize the designated critical habitat that may be affected by the proposed work; and
- (18) For activities that may affect historic properties listed in, or eligible for listing in, the National Register of Historic Places, the PCN must state which historic property may be affected by the proposed work or include a vicinity map indicating the location of the historic property.
- (c) Form of Notification: The standard Individual Permit application form (Form ENG 4345) may be used as the notification but must clearly indicate that it is a PCN and must include all of the information required in (b) (1)-(18) of General Condition 13. A letter containing the requisite information may also be used.
- (d) District Engineer's Decision: In reviewing the PCN for the proposed activity, the District Engineer will determine whether the activity authorized by the NWP will result in more than minimal individual or cumulative adverse environmental effects or may be contrary to the public interest. The prospective permittee may submit a proposed mitigation plan with the PCN to expedite the process. The District Engineer will consider any proposed compensatory mitigation the applicant has included in the proposal in determining whether the net adverse environmental effects to the aquatic environment of the proposed work are minimal. If the District Engineer determines that the activity complies with the terms and conditions of the NWP and that the adverse effects on the aquatic environment are minimal, after considering mitigation, the District Engineer will notify the permittee and include any conditions the District Engineer deems necessary.
- The District Engineer must approve any compensatory mitigation proposal before the permittee commences work. If the prospective permittee is required to submit a compensatory mitigation proposal with the PCN, the proposal may be either conceptual or detailed. If the prospective permittee elects to submit a compensatory mitigation plan with the PCN, the District Engineer will expeditiously review the proposed compensatory mitigation plan. The District Engineer must review the plan within 45 days of receiving a complete PCN and determine whether the conceptual or specific proposed mitigation would ensure no more than minimal adverse effects on the aquatic environment. If the net adverse effects of the project on the aquatic environment (after consideration of the compensatory mitigation proposal) are determined by the District Engineer to be minimal, the District Engineer will provide a timely written to the applicant. The response will state that the project can proceed under the terms and conditions of the NWP.
- If the District Engineer determines that the adverse effects of the proposed work are more than minimal, then the District Engineer will notify the applicant either: (1) That the project does not qualify for authorization under the NWP and instruct the applicant on the procedures to seek authorization under an Individual Permit; (2) that the project is authorized under the NWP subject to the applicant's submission of a mitigation proposal that would reduce the adverse effects on the aquatic environment to the minimal level; or (3) that the project is authorized under the NWP with specific modifications or conditions. Where the District Engineer determines that mitigation is required to ensure no more than minimal adverse effects occur to the aquatic environment, the activity will be authorized within the 45-day PCN period. The authorization will include the necessary conceptual or specific mitigation or a requirement that the applicant submit a mitigation proposal that would reduce the adverse effects on the aquatic environment to the minimal level. When conceptual mitigation is included, or a mitigation plan is required under item (2) above, no work in waters of the US will occur until the District Engineer has approved a specific mitigation plan.
- (e) Agency Coordination: The District Engineer will consider any comments from Federal and state agencies concerning the proposed activity's compliance with the terms and conditions of the NWPs and the need for mitigation to reduce the project's adverse environmental effects to a minimal level.

For activities requiring notification to the District Engineer that result in the loss of greater than 1/2-acre of waters of the US, the District Engineer will provide immediately (e.g., via facsimile transmission, overnight mail, or other expeditious manner) a copy to the appropriate Federal or state offices (USFWS, state natural resource or water quality agency, EPA, State Historic Preservation Officer (SHPO), and, if appropriate, the NMFS). With the exception of NWP 37, these agencies will then have 10 calendar days from the date the material is transmitted to telephone or fax the District Engineer notice that they intend to provide substantive, site-specific comments. If so contacted by an agency, the District Engineer will wait an additional 15 calendar days before making a decision on the notification. The District Engineer will fully consider agency comments received within the specified time frame, but will provide no response to the resource agency, except as provided below. The District Engineer will indicate in the administrative record associated with each notification that the resource agencies' concerns were considered. As required by section 305(b)(4)(B) of the Magnuson-Stevens Fishery Conservation and Management Act, the District Engineer will provide a response to NMFS within 30 days of receipt of any Essential Fish Habitat conservation recommendations. Applicants are encouraged to provide the Corps multiple copies of notifications to expedite agency notification.

- (f) **Wetland Delineations:** Wetland delineations must be prepared in accordance with the current method required by the Corps (For NWP 29 see paragraph (b)(9)(iii) for parcels less than (1/4-acre in size). The permittee may ask the Corps to delineate the special aquatic site. There may be some delay if the Corps does the delineation. Furthermore, the 45-day period will not start until the wetland delineation has been completed and submitted to the Corps, where appropriate.

14. Compliance Certification. Every permittee who has received NWP verification from the Corps will submit a signed certification regarding the completed work and any required mitigation. The certification will be forwarded by the Corps with the authorization letter and will include:

- (a) A statement that the authorized work was done in accordance with the Corps authorization, including any general or specific conditions;
- (b) A statement that any required mitigation was completed in accordance with the permit conditions; and
- (c) The signature of the permittee certifying the completion of the work and mitigation.

15. Use of Multiple Nationwide Permits. The use of more than one NWP for a single and complete project is prohibited, except when the acreage loss of waters of the US authorized by the NWPs does not exceed the acreage limit of the NWP with the highest specified acreage limit (e.g. if a road crossing over tidal waters is constructed under NWP 14, with associated bank stabilization authorized by NWP 13, the maximum acreage loss of waters of the US for the total project cannot exceed 1/3-acre).

16. Water Supply Intakes. No activity, including structures and work in navigable waters of the US or discharges of dredged or fill material, may occur in the proximity of a public water supply intake except where the activity is for repair of the public water supply intake structures or adjacent bank stabilization.

17. Shellfish Beds. No activity, including structures and work in navigable waters of the US or discharges of dredged or fill material, may occur in areas of concentrated shellfish populations, unless the activity is directly related to a shellfish harvesting activity authorized by NWP 4.

18. Suitable Material. No activity, including structures and work in navigable waters of the US or discharges of dredged or fill material, may consist of unsuitable material (e.g., trash, debris, car bodies, asphalt, etc.) and material used for construction or discharged must be free from toxic pollutants in toxic amounts (see section 307 of the CWA).

19. Mitigation. The District Engineer will consider the factors discussed below when determining the acceptability of appropriate and practicable mitigation necessary to offset adverse effects on the aquatic environment that are more than minimal.

- (a) The project must be designed and constructed to avoid and minimize adverse effects to waters of the US to the maximum extent practicable at the project site (i.e., on site).
- (b) Mitigation in all its forms (avoiding, minimizing, rectifying, reducing or compensating) will be required to the extent necessary to ensure that the adverse effects to the aquatic environment are minimal.

- (c) Compensatory mitigation at a minimum one-for-one ratio will be required for all wetland impacts requiring a PCN, unless the District Engineer determines in writing that some other form of mitigation would be more environmentally appropriate and provides a project-specific waiver of this requirement. Consistent with National policy, the District Engineer will establish a preference for restoration of wetlands as compensatory mitigation, with preservation used only in exceptional circumstances.
- (d) Compensatory mitigation (i.e., replacement or substitution of aquatic resources for those impacted) will not be used to increase the acreage losses allowed by the acreage limits of some of the NWPs. For example, 1/4-acre of wetlands cannot be created to change a 3/4-acre loss of wetlands to a 1/2-acre loss associated with NWP 39 verification. However, 1/2-acre of created wetlands can be used to reduce the impacts of a 1/2-acre loss of wetlands to the minimum impact level in order to meet the minimal impact requirement associated with NWPs.
- (e) To be practicable, the mitigation must be available and capable of being done considering costs, existing technology, and logistics in light of the overall project purposes. Examples of mitigation that may be appropriate and practicable include, but are not limited to: reducing the size of the project; establishing and maintaining wetland or upland vegetated buffers to protect open waters such as streams; and replacing losses of aquatic resource functions and values by creating, restoring, enhancing, or preserving similar functions and values, preferably in the same watershed.
- (f) Compensatory mitigation plans for projects in or near streams or other open waters will normally include a requirement for the establishment, maintenance, and legal protection (e.g., easements, deed restrictions) of vegetated buffers to open waters. In many cases, vegetated buffers will be the only compensatory mitigation required. Vegetated buffers should consist of native species. The width of the vegetated buffers required will address documented water quality or aquatic habitat loss concerns. Normally, the vegetated buffer will be 25 to 50 feet wide on each side of the stream, but the District Engineers may require slightly wider vegetated buffers to address documented water quality or habitat loss concerns. Where both wetlands and open waters exist on the project site, the Corps will determine the appropriate compensatory mitigation (e.g., stream buffers or wetlands compensation) based on what is best for the aquatic environment on a watershed basis. In cases where vegetated buffers are determined to be the most appropriate form of compensatory mitigation, the District Engineer may waive or reduce the requirement to provide wetland compensatory mitigation for wetland impacts.
- (g) Compensatory mitigation proposals submitted with the "notification" may be either conceptual or detailed. If conceptual plans are approved under the verification, then the Corps will condition the verification to require detailed plans be submitted and approved by the Corps prior to construction of the authorized activity in waters of the US.
- (h) Permittees may propose the use of mitigation banks, in-lieu fee arrangements or separate activity-specific compensatory mitigation. In all cases that require compensatory mitigation, the mitigation provisions will specify the party responsible for accomplishing and/or complying with the mitigation plan.

20. Spawning Areas. Activities, including structures and work in navigable waters of the US or discharges of dredged or fill material, in spawning areas during spawning seasons must be avoided to the maximum extent practicable. Activities that result in the physical destruction (e.g., excavate, fill, or smother downstream by substantial turbidity) of an important spawning area are not authorized.

21. Management of Water Flows. To the maximum extent practicable, the activity must be designed to maintain preconstruction downstream flow conditions (e.g., location, capacity, and flow rates). Furthermore, the activity must not permanently restrict or impede the passage of normal or expected high flows (unless the primary purpose of the fill is to impound waters) and the structure or discharge of dredged or fill material must withstand expected high flows. The activity must, to the maximum extent practicable, provide for retaining excess flows from the site, provide for maintaining surface flow rates from the site similar to preconstruction conditions, and provide for not increasing water flows from the project site, relocating water, or redirecting water flow beyond preconstruction conditions. Stream channelizing will be reduced to the minimal amount necessary, and the activity must, to the maximum extent practicable, reduce adverse effects such as flooding or erosion downstream and upstream of the project site, unless the activity is part of a larger system designed to manage water flows. In most cases, it will not be a requirement to conduct detailed studies and monitoring of water flow.

This condition is only applicable to projects that have the potential to affect waterflows. While appropriate measures must be taken, it is not necessary to conduct detailed studies to identify such measures or require monitoring to ensure their effectiveness. Normally, the Corps will defer to state and local authorities regarding management of water flow.

22. Adverse Effects From Impoundments. If the activity creates an impoundment of water, adverse effects to the aquatic system due to the acceleration of the passage of water, and/or the restricting its flow shall be minimized to the maximum extent practicable. This includes structures and work in navigable waters of the US, or discharges of dredged or fill material.

23. Waterfowl Breeding Areas. Activities, including structures and work in navigable waters of the US or discharges of dredged or fill material, into breeding areas for migratory waterfowl must be avoided to the maximum extent practicable.

24. Removal of Temporary Fills. Any temporary fills must be removed in their entirety and the affected areas returned to their preexisting elevation.

25. Designated Critical Resource Waters. Critical resource waters include, NOAA-designated marine sanctuaries, National Estuarine Research Reserves, National Wild and Scenic Rivers, critical habitat for Federally listed threatened and endangered species, coral reefs, state natural heritage sites, and outstanding national resource waters or other waters officially designated by a state as having particular environmental or ecological significance and identified by the District Engineer after notice and opportunity for public comment. The District Engineer may also designate additional critical resource waters after notice and opportunity for comment.

- (a) Except as noted below, discharges of dredged or fill material into waters of the US are not authorized by NWP 7, 12, 14, 16, 17, 21, 29, 31, 35, 39, 40, 42, 43, and 44 for any activity within, or directly affecting, critical resource waters, including wetlands adjacent to such waters. Discharges of dredged or fill materials into waters of the US may be authorized by the above NWPs in National Wild and Scenic Rivers if the activity complies with General Condition 7. Further, such discharges may be authorized in designated critical habitat for Federally listed threatened or endangered species if the activity complies with General Condition 11 and the USFWS or the NMFS has concurred in a determination of compliance with this condition.
- (b) For NWPs 3, 8, 10, 13, 15, 18, 19, 22, 23, 25, 27, 28, 30, 33, 34, 36, 37, and 38, notification is required in accordance with General Condition 13, for any activity proposed in the designated critical resource waters including wetlands adjacent to those waters. The District Engineer may authorize activities under these NWPs only after it is determined that the impacts to the critical resource waters will be no more than minimal.

26. Fills Within 100-Year Floodplains. For purposes of this General Condition, 100-year floodplains will be identified through the existing Federal Emergency Management Agency's (FEMA) Flood Insurance Rate Maps or FEMA-approved local floodplain maps.

- (a) Discharges in Floodplain; Below Headwaters. Discharges of dredged or fill material into waters of the US within the mapped 100-year floodplain, below headwaters (i.e. five cfs), resulting in permanent above-grade fills, are not authorized by NWPs 39, 40, 42, 43, and 44.
- (b) Discharges in Floodway; Above Headwaters. Discharges of dredged or fill material into waters of the US within the FEMA or locally mapped floodway, resulting in permanent above-grade fills, are not authorized by NWPs 39, 40, 42, and 44.
- (c) The permittee must comply with any applicable FEMA-approved state or local floodplain management requirements.

27. Construction Period. For activities that have not been verified by the Corps and the project was commenced or under contract to commence by the expiration date of the NWP (or modification or revocation date), the work must be completed within 12-months after such date (including any modification that affects the project). For activities that have been verified and the project was commenced or under contract to commence within the verification period, the work must be completed by the date determined by the Corps. For projects that have been verified by the Corps, an extension of a Corps approved

completion date maybe requested. This request must be submitted at least one month before the previously approved completion date.

REGIONAL CONDITIONS WITHIN ILLINOIS:

NOTE: The Chicago District has proposed alternate regional conditions for work in McHenry, Kane, Lake, DuPage, Will and Cook Counties in Illinois. Information regarding Chicago District requirements can be accessed through their website at <http://www.lrc.usace.army.mil/co-r/>. If you have any questions regarding the Chicago District proposal, please contact Ms. Karon Marzec, Senior Project Manager, by telephone at 312/353-6400, ext. 4030 or e-mail karon.m.marzec@usace.army.mil.

1. Bank stabilization projects involving armoring of the streambank with riprap or the construction of retaining walls within High Value Subwatersheds exceeding 250 feet will require a PCN to the Corps of Engineers in accordance with Notification Condition (Number 13).
2. A proposed activity to be authorized under Nationwide Permits 12 or 14 within the Cache River Wetlands Areas (Alexander and Pulaski Counties), Kaskaskia River (Clinton, St. Clair, and Washington Counties), or Wabash River (Gallatin and White Counties) will require a PCN to the Corps of Engineers in accordance with the Notification Condition (Number 13).
3. Stormwater management facilities shall not be located within an intermittent stream.

High Value Subwatersheds – The state of Illinois has defined these areas through a combination of factors. Various sources of information were used to analyze and rank subwatersheds. Federal Threatened and Endangered Species, % of wetlands in the watershed, Natural Areas Inventory, and Biological Stream Categorization were factors used for High Value designation. A map highlighting these areas is attached with a numerical listing of the 8-digit hydrologic units.

D. Further Information

1. District Engineers have authority to determine if an activity complies with the terms and conditions of an NWP.
2. NWPs do not obviate the need to obtain other Federal, state, or local permits, approvals, or authorizations required by law.
3. NWPs do not grant any property rights or exclusive privileges.
4. NWPs do not authorize any injury to the property or rights of others.
5. NWPs do not authorize interference with any existing or proposed Federal project.

E. Definitions

Best Management Practices (BMPs): BMPs are policies, practices, procedures, or structures implemented to mitigate the adverse environmental effects on surface water quality resulting from development. BMPs are categorized as structural or non-structural. A BMP policy may affect the limits on a development.

Compensatory Mitigation: For purposes of Section 10/404, compensatory mitigation is the restoration, creation, enhancement, or in exceptional circumstances, preservation of wetlands and/or other aquatic resources for the purpose of compensating for unavoidable adverse impacts which remain after all appropriate and practicable avoidance and minimization has been achieved.

Creation: The establishment of a wetland or other aquatic resource where one did not formerly exist.

Enhancement: Activities conducted in existing wetlands or other aquatic resources that increase one or more aquatic functions.

Ephemeral Stream: An ephemeral stream has flowing water only during and for a short duration after precipitation events in a typical year. Ephemeral stream beds are located above the water table year-round. Groundwater is not a source of water for the stream. Runoff from rainfall is the primary source of water for stream flow.

Farm Tract: A unit of contiguous land under one ownership that is operated as a farm or part of a farm.

Flood Fringe: That portion of the 100-year floodplain outside of the floodway (often referred to as "floodway fringe").

Floodway: The area regulated by Federal, state, or local requirements to provide for the discharge of the base flood so the cumulative increase in water surface elevation is no more than a designated amount (not to exceed one foot as set by the National Flood Insurance Program) within the 100-year floodplain.

Independent Utility: A test to determine what constitutes a single and complete project in the Corps regulatory program. A project is considered to have independent utility if it would be constructed absent the construction of other projects in the project area. Portions of a multi-phase project that depend upon other phases of the project do not have independent utility. Phases of a project that would be constructed even if the other phases were not built can be considered as separate single and complete projects with independent utility.

Intermittent Stream: An intermittent stream has flowing water during certain times of the year, when groundwater provides water for stream flow. During dry periods, intermittent streams may not have flowing water. Runoff from rainfall is a supplemental source of water for stream flow.

Loss of Waters of the US: Waters of the US that include the filled area and other waters that are permanently adversely affected by flooding, excavation, or drainage because of the regulated activity. Permanent adverse effects include permanent above-grade, at-grade, or below-grade fills that change an aquatic area to dry land, increase the bottom elevation of a waterbody, or change the use of a waterbody. The acreage of loss of waters of the US is the threshold measurement of the impact to existing waters for determining whether a project may qualify for an NWP; it is not a net threshold that is calculated after considering compensatory mitigation that may be used to offset losses of aquatic functions and values. The loss of stream bed includes the linear feet of stream bed that is filled or excavated. Impacts to ephemeral streams are not included in the linear foot measurement of loss of stream bed for the purpose of determining compliance with the linear foot limits of NWPs 39, 40, 42, and 43. Waters of the US temporarily filled, flooded, excavated, or drained, but restored to preconstruction contours and elevations after construction, are not included in the measurement of loss of waters of the US.

Non-tidal Wetland: A non-tidal wetland is a wetland (i.e., a water of the US) that is not subject to the ebb and flow of tidal waters. The definition of a wetland can be found at 33 CFR 328.3(b). Non-tidal wetlands contiguous to tidal waters are located landward of the high tide line (i.e., spring high tide line).

Open Water: An area that, during a year with normal patterns of precipitation, has standing or flowing water for sufficient duration to establish an ordinary high water mark. Aquatic vegetation within the area of standing or flowing water is either non-emergent, sparse, or absent. Vegetated shallows are considered to be open waters. The term "open water" includes rivers, streams, lakes, and ponds. For the purposes of the NWPs, this term does not include ephemeral waters.

Perennial Stream: A perennial stream has flowing water year-round during a typical year. The water table is located above the stream bed for most of the year. Groundwater is the primary source of water for stream flow. Runoff from rainfall is a supplemental source of water for stream flow.

Permanent Above-grade Fill: A discharge of dredged or fill material into waters of the US, including wetlands, that results in a substantial increase in ground elevation and permanently converts part or all of the waterbody to dry land. Structural fills authorized by NWPs 3, 25, 36, etc. are not included.

Preservation: The protection of ecologically important wetlands or other aquatic resources in perpetuity through the implementation of appropriate legal and physical mechanisms. Preservation may include protection of upland areas adjacent to wetlands as necessary to ensure protection and/or enhancement of the overall aquatic ecosystem.

Restoration: Re-establishment of wetland and/or other aquatic resource characteristics and function(s) at a site where they have ceased to exist, or exist in a substantially degraded state.

Riffle and Pool Complex: Riffle and pool complexes are special aquatic sites under the 404(b)(1) Guidelines. Riffle and pool complexes sometimes characterize steep gradient sections of streams. Such stream sections are recognizable by their hydraulic characteristics. The rapid movement of water over a coarse substrate in riffles results in a rough flow, a turbulent surface, and high dissolved oxygen levels in the water. Pools are deeper areas associated with riffles. A slower stream velocity, a streaming flow, a smooth surface, and a finer substrate characterize pools.

Single and Complete Project: The term "single and complete project" is defined at 33 CFR 330.2(i) as the total project proposed or accomplished by one owner/developer or partnership or other association of owners/developers (see definition of independent utility). For linear projects, the "single and complete project" (i.e., a single and complete crossing) will apply to each crossing of a separate water of the US (i.e., a single waterbody) at that location. An exception is for linear projects crossing a single waterbody several times at separate and distant locations: each crossing is considered a single and complete project. However, individual channels in a braided stream or river, or individual arms of a large, irregularly shaped wetland or lake, etc., are not separate waterbodies.

Stormwater Management: Stormwater management is the mechanism for controlling stormwater runoff for the purposes of reducing downstream erosion, water quality degradation, and flooding and mitigating the adverse effects of changes in land use on the aquatic environment.

Stormwater Management Facilities: Stormwater management facilities are those facilities, including but not limited to, stormwater retention and detention ponds and BMPs, which retain water for a period of time to control runoff and/or improve the quality (i.e., by reducing the concentration of nutrients, sediments, hazardous substances and other pollutants) of stormwater runoff.

Stream Bed: The substrate of the stream channel between the ordinary high water marks. The substrate may be bedrock or inorganic particles that range in size from clay to boulders. Wetlands contiguous to the stream bed, but outside of the ordinary high water marks, are not considered part of the stream bed.

Stream Channelization: The manipulation of a stream channel to increase the rate of water flow through the stream channel. Manipulation may include deepening, widening, straightening, armoring, or other activities that change the stream cross-section or other aspects of stream channel geometry to increase the rate of water flow through the stream channel. A channelized stream remains a water of the US, despite the modifications to increase the rate of water flow.

Tidal Wetland: A tidal wetland is a wetland (i.e., water of the US) that is inundated by tidal waters. The definitions of a wetland and tidal waters can be found at 33 CFR 328.3(b) and 33 CFR 328.3(f), respectively. Tidal waters rise and fall in a predictable and measurable rhythm or cycle due to the gravitational pulls of the moon and sun. Tidal waters end where the rise and fall of the water surface can no longer be practically measured in a predictable rhythm due to masking by other waters, wind, or other effects. Tidal wetlands are located channelward of the high tide line (i.e., spring high tide line) and are inundated by tidal waters two times per lunar month, during spring high tides.

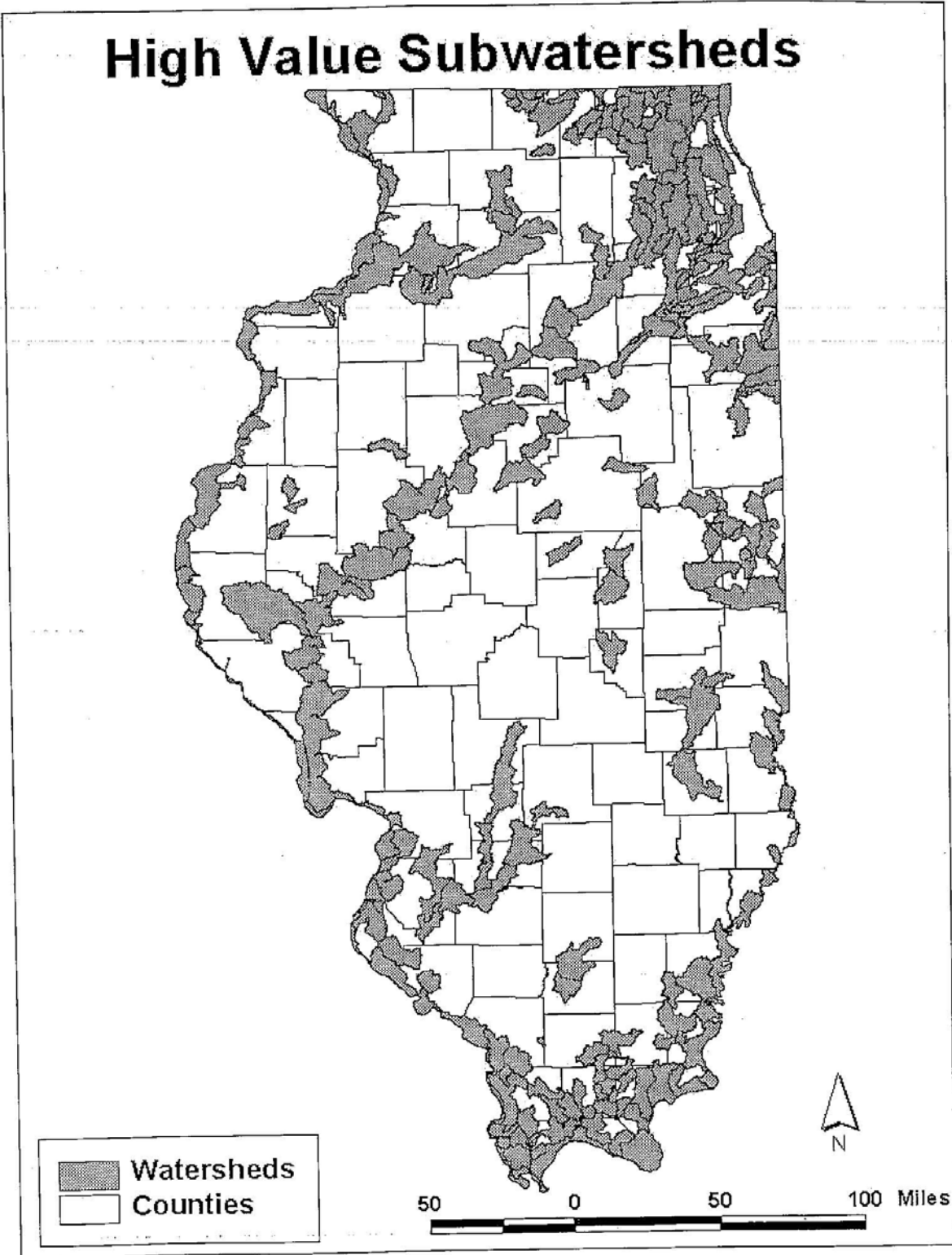
Vegetated Buffer: A vegetated upland or wetland area next to rivers, streams, lakes, or other open waters which separates the open water from developed areas, including agricultural land. Vegetated buffers provide a variety of aquatic habitat functions and values (e.g., aquatic habitat for fish and other aquatic organisms, moderation of water temperature changes, and detritus for aquatic food webs) and help improve or maintain local water quality. A vegetated buffer can be established by maintaining an existing vegetated area or planting native trees, shrubs, and herbaceous plants on land next to open waters. Mowed lawns are not considered vegetated buffers because they provide little or no aquatic habitat functions and values. The establishment and maintenance of vegetated buffers is a method of compensatory mitigation that can be used in conjunction with the restoration, creation, enhancement, or preservation of aquatic habitats to

ensure that activities authorized by NWP's result in minimal adverse effects to the aquatic environment.
(See General Condition 19.)

Vegetated Shallows: Vegetated shallows are special aquatic sites under the 404(b)(1) Guidelines. They are areas that are permanently inundated and under normal circumstances have rooted aquatic vegetation, such as seagrasses in marine and estuarine systems and a variety of vascular rooted plants in freshwater systems.

Waterbody: A waterbody is any area that in a normal year has water flowing or standing above ground to the extent that evidence of an ordinary high water mark is established. Wetlands contiguous to the waterbody are considered part of the waterbody.

High Value Subwatersheds



CATALOG		CATALOG	
UNIT*	SUB BASIN NAME	UNIT*	SUB BASIN NAME
4040001	GREAT LAKES/CALUMET	7080101	MISS NORTH
4040002	GREAT LAKES/CALUMET	7080101	MISS NORTH
5120108	VERMILION (WABASH)	7080101	MISS NORTH
5120109	VERMILION (WABASH)	7080104	MISS NORTH CENTRAL
5120109	VERMILION (WABASH)	7080104	MISS NORTH CENTRAL
5120109	VERMILION (WABASH)	7080104	MISS NORTH CENTRAL
5120109	VERMILION (WABASH)	7090001	ROCK
5120109	VERMILION (WABASH)	7090003	PECATONICA
5120109	VERMILION (WABASH)	7090003	PECATONICA
5120109	VERMILION (WABASH)	7090004	PECATONICA
5120109	VERMILION (WABASH)	7090005	ROCK
5120109	VERMILION (WABASH)	7090005	ROCK
5120109	VERMILION (WABASH)	7090005	ROCK
5120109	VERMILION (WABASH)	7090005	ROCK
5120111	EMBARRAS/MID WABASH	7090005	ROCK
5120112	EMBARRAS/MID WABASH	7090005	ROCK
5120112	EMBARRAS/MID WABASH	7090005	ROCK
5120112	EMBARRAS/MID WABASH	7090006	KISHWAUKEE
5120112	EMBARRAS/MID WABASH	7090006	KISHWAUKEE
5120113	LTL WAB/LOW WAB/SKILLET FK	7090006	KISHWAUKEE
5120114	LTL WAB/LOW WAB/SKILLET FK	7090006	KISHWAUKEE
5140203	SALINE/BAY	7090006	KISHWAUKEE
5140203	SALINE/BAY	7090006	KISHWAUKEE
5140203	SALINE/BAY	7090006	KISHWAUKEE
5140203	SALINE/BAY	7090007	GREEN
5140203	SALINE/BAY	7090007	GREEN
5140203	SALINE/BAY	7110001	MISS CENTRAL
5140203	SALINE/BAY	7110001	MISS CENTRAL
5140203	SALINE/BAY	7110004	MISS CENTRAL
5140203	SALINE/BAY	7110004	MISS CENTRAL
5140204	SALINE/BAY	7110004	MISS CENTRAL
5140204	SALINE/BAY	7110009	MISS SOUTH CENTRAL
5140204	SALINE/BAY	7120001	KANKAKEE/IROQUOIS
5140204	SALINE/BAY	7120001	KANKAKEE/IROQUOIS
5140204	SALINE/BAY	7120001	KANKAKEE/IROQUOIS
5140204	SALINE/BAY	7120001	KANKAKEE/IROQUOIS
5140204	SALINE/BAY	7120001	KANKAKEE/IROQUOIS
5140204	SALINE/BAY	7120001	KANKAKEE/IROQUOIS
5140204	SALINE/BAY	7120001	KANKAKEE/IROQUOIS
5140204	SALINE/BAY	7120001	KANKAKEE/IROQUOIS
5140206	CACHE	7120002	KANKAKEE/IROQUOIS
5140206	CACHE	7120002	KANKAKEE/IROQUOIS
5140206	CACHE	7120002	KANKAKEE/IROQUOIS
5140206	CACHE	7120003	GREAT LAKES/CALUMET
5140206	CACHE	7120003	GREAT LAKES/CALUMET
5140206	CACHE	7120003	GREAT LAKES/CALUMET
5140206	CACHE	7120003	GREAT LAKES/CALUMET
5140206	CACHE	7120003	GREAT LAKES/CALUMET
7060005	MISS NORTH	7120003	GREAT LAKES/CALUMET
7060005	MISS NORTH	7120004	DES PLAINES
7060005	MISS NORTH	7120004	DES PLAINES
7060005	MISS NORTH	7120004	DES PLAINES
7060005	MISS NORTH	7120004	DES PLAINES
7060005	MISS NORTH	7120004	DES PLAINES

**REQUIRED CONTRACT PROVISIONS
FEDERAL-AID CONSTRUCTION CONTRACTS**

	Page
I. General	1
II. Nondiscrimination	1
III. Nonsegregated Facilities	3
IV. Payment of Predetermined Minimum Wage.....	3
V. Statements and Payrolls	6
VI. Record of Materials, Supplies, and Labor.....	7
VIII. Safety: Accident Prevention	7
IX. False Statements Concerning Highway Projects.....	7
X. Implementation of Clean Air Act and Federal Water Pollution Control Act	8
XI. Certification Regarding Debarment, Suspension, Ineligibility, and Voluntary Exclusion	8
XII. Certification Regarding Use of Contract Funds for Lobbying	9

ATTACHMENTS

- A. Employment Preference for Appalachian Contracts
(included in Appalachian contracts only)

I. GENERAL

1. These contract provisions shall apply to all work performed on the contract by the contractor's own organization and with the assistance of workers under the contractor's immediate superintendence and to all work performed on the contract by piecework, station work, or by subcontract.

2. Except as otherwise provided for in each section, the contractor shall insert in each subcontract all of the stipulations contained in these Required Contract Provisions, and further require their inclusion in any lower tier subcontract or purchase order that may in turn be made. The Required Contract Provisions shall not be incorporated by reference in any case. The prime contractor shall be responsible for compliance by any subcontractor or lower tier subcontractor with these Required Contract Provisions.

3. A breach of any of the stipulations contained in these Required Contract Provisions shall be sufficient grounds for termination of the contract.

4. A breach of the following clauses of the Required Contract Provisions may also be grounds for debarment as provided in 29 CFR 5.12:

- Section I, paragraph 2;
- Section IV, paragraphs 1, 2, 3, 4 and 7;
- Section V, paragraphs 1 and 2a through 2g.

5. Disputes arising out of the labor standards provisions of Section IV (except paragraph 5) and Section V of these Required Contract Provisions shall not be subject to the general disputes clause of this contract. Such disputes shall be resolved in accordance with the procedures of the U.S. Department of Labor (DOL) as set forth in 29 CFR 5, 6 and 7. Disputes within the meaning of this clause include disputes between the contractor (or any of its subcontractors) and the contracting agency, the DOL, or the contractor's employees or their representatives.

6. Selection of Labor: During the performance of this contract, the contractor shall not:

- a. Discriminate against labor from any other State, possession, or territory of the United States (except for employment preference for Appalachian contracts, when applicable, as specified in Attachment A), or
- b. Employ convict labor for any purpose within the limits of the project unless it is labor performed by convicts who are on parole, supervised release, or probation.

II. NONDISCRIMINATION

1. Equal Employment Opportunity: Equal employment opportunity (EEO) requirements not to discriminate and to take affirmative action to assure equal opportunity as set forth under laws, executive orders, rules, regulations (28 CFR 35, 29 CFR 1630 and 41 CFR 60 (and orders of the Secretary of Labor as modified by the provisions prescribed herein, and imposed pursuant to 23 U.S.C. 140 shall constitute the EEO and specific affirmative action standards for the contractor's project activities under this contract. The Equal Opportunity Construction Contract Specifications set forth under 41 CFR 60-4.3 and the provisions of the American Disabilities Act of 1990 (42 U.S.C. 12101 et seq.) set forth under 28 CFR 35 and 29 CFR 1630 are incorporated by reference in this contract. In the execution of this contract, the contractor agrees to comply with the following minimum specific requirement activities of EEO:

a. The contractor will work with the State highway agency (SHA) and the Federal Government in carrying out EEO obligations and in their review of his/her activities under the contract.

b. The contractor will accept as his operating policy the following statement:

"It is the policy of this Company to assure that applicants are employed, and that employees are treated during employment, without regard to their race, religion, sex, color, national origin, age or disability. Such action shall include: employment, upgrading, demotion, or transfer; recruitment or recruitment advertising; layoff or termination; rates of pay or other forms of compensation; and selection for training, including apprenticeship, preapprenticeship, and/or on-the-job-training."

2. EEO Officer: The contractor will designate and make known to the SHA contracting officers an EEO Officer who will have the responsibility for an must be capable of effectively administering and promoting an active contractor program of EEO and who must be assigned adequate authority and responsibility to do so.

3. Dissemination of Policy: All members of the contractor's staff who are authorized to hire, supervise, promote, and discharge employees, or who recommend such action, or who are substantially involved in such action, will be made fully cognizant of, and will implement, the contractor's EEO policy and contractual responsibilities to provide EEO in each grade and classification of employment. To ensure that the above

agreement will be met, the following actions will be taken as a minimum:

a. Periodic meetings of supervisory and personnel office employees will be conducted before the start of work and then not less often than once every six months, at which time the contractor's EEO policy and its implementation will be reviewed and explained. The meetings will be conducted by the EEO Officer.

b. All new supervisory or personnel office employees will be given a thorough indoctrination by the EEO Officer, covering all major aspects of the contractor's EEO obligations within thirty days following their reporting for duty with the contractor.

c. All personnel who are engaged in direct recruitment for the project will be instructed by the EEO Officer in the contractor's procedures for locating and hiring minority group employees.

d. Notices and posters setting forth the contractor's EEO policy will be placed in areas readily accessible to employees, applicants for employment and potential employees.

e. The contractor's EEO policy and the procedures to implement such policy will be brought to the attention of employees by means of meetings, employee handbooks, or other appropriate means.

4. Recruitment: When advertising for employees, the contractor will include in all advertisements for employees the notation: "An Equal Opportunity Employer." All such advertisements will be placed in publications having a large circulation among minority groups in the area from which the project work force would normally be derived.

a. The contractor will, unless precluded by a valid bargaining agreement, conduct systematic and direct recruitment through public and private employees referral sources likely to yield qualified minority group applicants. To meet this requirement, the contractor will identify sources of potential minority group employees, and establish which such identified sources procedures whereby minority group applicants may be referred to the contractor for employment consideration.

b. In the event the contractor has a valid bargaining agreement providing for exclusive hiring hall referrals, he is expected to observe the provisions of that agreement to the extent that the system permits the contractor's compliance with EEO contract provisions. (The DOL has held that where implementation of such agreements have the effect of discriminating against minorities or women, or obligates the contractor to do the same, such implementation violates Executive Order 11246, as amended.)

c. The contractor will encourage his present employees to refer minority group applicants for employment. Information and procedures with regard to referring minority group applicants will be discussed with employees.

5. Personnel Actions: Wages, working conditions, and employee benefits shall be established and administered, and personnel actions of every type, including hiring, upgrading, promotion, transfer, demotion, layoff, and termination, shall be taken without regard to race, color, religion, sex, national origin, age or disability. The following procedures shall be followed:

a. The contractor will conduct periodic inspections of project sites to insure that working conditions and employee facilities do not indicate discriminatory treatment of project site personnel.

b. The contractor will periodically evaluate the spread of wages paid within each classification to determine any

evidence of discriminatory wage practices.

c. The contractor will periodically review selected personnel actions in depth to determine whether there is evidence of discrimination. Where evidence is found, the contractor will promptly take corrective action. If the review indicates that the discrimination may extend beyond the actions reviewed, such corrective action shall include all affected persons.

d. The contractor will promptly investigate all complaints of alleged discrimination made to the contractor in connection with his obligations under this contract, will attempt to resolve such complaints, and will take appropriate corrective action within a reasonable time. If the investigation indicates that the discrimination may affect persons other than the complainant, such corrective action shall include such other persons. Upon completion of each investigation, the contractor will inform every complainant of all of his avenues of appeal.

6. Training and Promotion:

a. The contractor will assist in locating, qualifying, and increasing the skills of minority group and women employees, and applicants for employment.

b. Consistent with the contractor's work force requirements and as permissible under Federal and State regulations, the contractor shall make full use of training programs, i.e., apprenticeship, and on-the-job training programs for the geographical area of contract performance. Where feasible, 25 percent of apprentices or trainees in each occupation shall be in their first year of apprenticeship or training. In the event a special provision for training is provided under this contract, this subparagraph will be superseded as indicated in the special provision.

c. The contractor will advise employees and applicants for employment of available training programs and entrance requirements for each.

d. The contractor will periodically review the training and promotion potential of minority group and women employees and will encourage eligible employees to apply for such training and promotion.

7. Unions: If the contractor relies in whole or in part upon unions as a source of employees, the contractor will use his/her best efforts to obtain the cooperation of such unions to increase opportunities for minority groups and women within the unions, and to effect referrals by such unions of minority and female employees. Actions by the contractor either directly or through a contractor's association acting as agent will include the procedures set forth below:

a. The contractor will use best efforts to develop, in cooperation with the unions, joint training programs aimed toward qualifying more minority group members and women for membership in the unions and increasing the skills of minority group employees and women so that they may qualify for higher paying employment.

b. The contractor will use best efforts to incorporate an EEO clause into each union agreement to the end that such union will be contractually bound to refer applicants without regard to their race, color, religion, sex, national origin, age or disability.

c. The contractor is to obtain information as to the referral practices and policies of the labor union except that to the extent such information is within the exclusive possession of the labor union and such labor union refuses to furnish such information to the contractor, the contractor shall so certify to

the SHA and shall set forth what efforts have been made to obtain such information.

d. In the event the union is unable to provide the contractor with a reasonable flow of minority and women referrals within the time limit set forth in the collective bargaining agreement, the contractor will, through independent recruitment efforts, fill the employment vacancies without regard to race, color, religion, sex, national origin, age or disability; making full efforts to obtain qualified and/or quailifiable minority group persons and women. (The DOL has held that it shall be no excuse that the union with which the contractor has a collective bargaining agreement providing for exclusive referral failed to refer minority employees.) In the event the union referral practice prevents the contractor from meeting the obligations pursuant to Executive Order 11246, as amended, and these special provisions, such contractor shall immediately notify the SHA.

8. Selection of Subcontractors, Procurement of Materials and Leasing of Equipment: The contractor shall not discriminate on the grounds of race, color, religion, sex, national origin, age or disability in the selection and retention of subcontractors, including procurement of materials and leases of equipment.

a. The contractor shall notify all potential subcontractors and suppliers of his/her EEO obligations under this contract.

b. Disadvantaged business enterprises (DBE), as defined in 49 CFR 23, shall have equal opportunity to compete for and perform subcontracts which the contractor enters into pursuant to this contract. The contractor will use his best efforts to solicit bids from and to utilize DBE subcontractors or subcontractors with meaningful minority group and female representation among their employees. Contractors shall obtain lists of DBE construction firms from SHA personnel.

c. The contractor will use his best efforts to ensure subcontractor compliance with their EEO obligations.

9. Records and Reports: The contractor shall keep such records as necessary to document compliance with the EEO requirements. Such records shall be retained for a period of three years following completion of the contract work and shall be available at reasonable times and places for inspection by authorized representatives of the SHA and the FHWA.

a. The records kept by the contractor shall document the following:

(1) The number of minority and non-minority group members and women employed in each work classification on the project;

(2) The progress and efforts being made in cooperation with unions, when applicable, to increase employment opportunities for minorities and women;

(3) The progress and efforts being made in locating, hiring, training, qualifying, and upgrading minority and female employees; and

(4) The progress and efforts being made in securing the services of DBE subcontractors or subcontractors with meaningful minority and female representation among their employees.

b. The contractors will submit an annual report to the SHA each July for the duration of the project, indicating the number of minority, women, and non-minority group employees currently engaged in each work classification required by the contract work. This information is to be reported on Form FHWA-1391. If on-the-job training is being required by special provision, the contractor will be required to collect and report training data.

III. NONSEGREGATED FACILITIES

(Applicable to all Federal-aid construction contracts and to all related subcontracts of \$10,000 or more.)

a. By submission of this bid, the execution of this contract or subcontract, or the consummation of this material supply agreement or purchase order, as appropriate, the bidder, Federal-aid construction contractor, subcontractor, material supplier, or vendor, as appropriate, certifies that the firm does not maintain or provide for its employees any segregated facilities at any of its establishments, and that the firm does not permit its employees to perform their services at any location, under its control, where segregated facilities are maintained. The firm agrees that a breach of this certification is a violation of the EEO provisions of this contract. The firm further certifies that no employee will be denied access to adequate facilities on the basis of sex or disability.

b. As used in this certification, the term "segregated facilities" means any waiting rooms, work areas, restrooms and washrooms, restaurants and other eating areas, timeclocks, locker rooms, and other storage or dressing areas, parking lots, drinking fountains, recreation or entertainment areas, transportation, and housing facilities provided for employees which are segregated by explicit directive, or are, in fact, segregated on the basis of race, color, religion, national origin, age or disability, because of habit, local custom, or otherwise. The only exception will be for the disabled when the demands for accessibility override (e.g. disabled parking).

c. The contractor agrees that it has obtained or will obtain identical certification from proposed subcontractors or material suppliers prior to award of subcontracts or consummation of material supply agreements of \$10,000 or more and that it will retain such certifications in its files.

IV. PAYMENT OF PREDETERMINED MINIMUM WAGE

(Applicable to all Federal-aid construction contracts exceeding \$2,000 and to all related subcontracts, except for projects located on roadways classified as local roads or rural minor collectors, which are exempt.)

1. General:

a. All mechanics and laborers employed or working upon the site of the work will be paid unconditionally and not less often than once a week and without subsequent deduction or rebate on any account [except such payroll deductions as are permitted by regulations (29 CFR 3) issued by the Secretary of Labor under the Copeland Act (40 U.S.C. 276c)] the full amounts of wages and bona fide fringe benefits (or cash equivalents thereof) due at time of payment. The payment shall be computed at wage rates not less than those contained in the wage determination of the Secretary of Labor (hereinafter "the wage determination") which is attached hereto and made a part hereof, regardless of any contractual relationship which may be alleged to exist between the

contractor or its subcontractors and such laborers and mechanics. The wage determination (including any additional classifications and wage rates conformed under paragraph 2 of this Section IV and the DOL poster (WH-1321) or Form FHWA-1495) shall be posted at all times by the contractor and its subcontractors at the site of the work in a prominent and accessible place where it can be easily seen by the workers. For the purpose of this Section, contributions made or costs reasonably anticipated for bona fide fringe benefits under Section 1(b)(2) of the Davis-Bacon Act (40 U.S.C. 276a) on behalf of laborers or mechanics are considered wages paid to such laborers or mechanics, subject to the provisions of Section IV, paragraph 3b, hereof. Also, for the purpose of this Section, regular contributions made or costs incurred for more than a weekly period (but not less often than quarterly) under plans, funds, or programs, which cover the particular weekly period, are deemed to be constructively made or incurred during such weekly period. Such laborers and mechanics shall be paid the appropriate wage rate and fringe benefits on the wage determination for the classification of work actually performed, without regard to skill, except as provided in paragraphs 4 and 5 of this Section IV.

b. Laborers or mechanics performing work in more than one classification may be compensated at the rate specified for each classification for the time actually worked therein, provided, that the employer's payroll records accurately set forth the time spent in each classification in which work is performed.

c. All rulings and interpretations of the Davis-Bacon Act and related acts contained in 29 CFR 1, 3, and 5 are herein incorporated by reference in this contract.

2. Classification:

a. The SHA contracting officer shall require that any class of laborers or mechanics employed under the contract, which is not listed in the wage determination, shall be classified in conformance with the wage determination.

b. The contracting officer shall approve an additional classification, wage rate and fringe benefits only when the following criteria have been met:

(1) the work to be performed by the additional classification requested is not performed by a classification in the wage determination;

(2) the additional classification is utilized in the area by the construction industry;

(3) the proposed wage rate, including any bona fide fringe benefits, bears a reasonable relationship to the wage rates contained in the wage determination; and

(4) with respect to helpers, when such a classification prevails in the area in which the work is performed.

c. If the contractor or subcontractors, as appropriate, the laborers and mechanics (if known) to be employed in the additional classification or their representatives, and the contracting officer agree on the classification and wage rate (including the amount designated for fringe benefits where appropriate), a report of the action taken shall be sent by the contracting officer to the DOL, Administrator of the Wage and Hour Division, Employment Standards Administration, Washington, D.C. 20210. The Wage and Hour Administrator, or an authorized representative, will approve, modify, or

disapprove every additional classification action within 30 days of receipt and so advise the contracting officer or will notify the contracting officer within the 30-day period that additional time is necessary.

d. In the event the contractor or subcontractors, as appropriate, the laborers or mechanics to be employed in the additional classification or their representatives, and the contracting officer do not agree on the proposed classification and wage rate (including the amount designated for fringe benefits, where appropriate), the contracting officer shall refer the question, including the views of all interested parties and the recommendation of the contracting officer, to the Wage and Hour Administrator for determination. Said Administrator, or an authorized representative, will issue a determination within 30 days of receipt and so advise the contracting officer or will notify the contracting officer within the 30-day period that additional time is necessary.

e. The wage rate (including fringe benefits where appropriate) determined pursuant to paragraph 2c or 2d of this Section IV shall be paid to all workers performing work in the additional classification from the first day on which work is performed in the classification.

3. Payment of Fringe Benefits:

a. Whenever the minimum wage rate prescribed in the contract for a class of laborers or mechanics includes a fringe benefit which is not expressed as an hourly rate, the contractor or subcontractors, as appropriate, shall either pay the benefit as stated in the wage determination or shall pay another bona fide fringe benefit or an hourly case equivalent thereof.

b. If the contractor or subcontractor, as appropriate, does not make payments to a trustee or other third person, he/she may consider as a part of the wages of any laborer or mechanic the amount of any cost reasonably anticipated in providing bona fide fringe benefits under a plan or program, provided that the Secretary of Labor has found, upon the written request of the contractor, that the applicable standards of the Davis-Bacon Act have been met. The Secretary of Labor may require the contractor to set aside in a separate account assets for the meeting of obligations under the plan or program.

4. Apprentices and Trainees (Programs of the U.S. DOL) and Helpers:

a. Apprentices:

(1) Apprentices will be permitted to work at less than the predetermined rate for the work they performed when they are employed pursuant to and individually registered in a bona fide apprenticeship program registered with the DOL, Employment and Training Administration, Bureau of Apprenticeship and Training, or with a State apprenticeship agency recognized by the Bureau, or if a person is employed in his/her first 90 days of probationary employment as an apprentice in such an apprenticeship program, who is not individually registered in the program, but who has been certified by the Bureau of Apprenticeship and Training or a State apprenticeship agency (where appropriate) to be eligible for probationary employment as an apprentice.

(2) The allowable ratio of apprentices to journeyman-level employees on the job site in any craft classification shall not

listed on the wage determination unless the Administrator of the

be greater than the ratio permitted to the contractor as to the entire work force under the registered program. Any employee listed on a payroll at an apprentice wage rate, who is not registered or otherwise employed as stated above, shall be paid not less than the applicable wage rate listed in the wage determination for the classification of work actually performed. In addition, any apprentice performing work on the job site in excess of the ratio permitted under the registered program shall be paid not less than the applicable wage rate on the wage determination for the work actually performed. Where a contractor or subcontractor is performing construction on a project in a locality other than that in which its program is registered, the ratios and wage rates (expressed in percentages of the journeyman-level hourly rate) specified in the contractor's or subcontractor's registered program shall be observed.

(3) Every apprentice must be paid at not less than the rate specified in the registered program for the apprentice's level of progress, expressed as a percentage of the journeyman-level hourly rate specified in the applicable wage determination. Apprentices shall be paid fringe benefits in accordance with the provisions of the apprenticeship program. If the apprenticeship program does not specify fringe benefits, apprentices must be paid the full amount of fringe benefits listed on the wage determination for the applicable classification. If the Administrator for the Wage and Hour Division determines that a different practice prevails for the applicable apprentice classification, fringes shall be paid in accordance with that determination.

(4) In the event the Bureau of Apprenticeship and Training, or a State apprenticeship agency recognized by the Bureau, withdraws approval of an apprenticeship program, the contractor or subcontractor will no longer be permitted to utilize apprentices at less than the applicable predetermined rate for the comparable work performed by regular employees until an acceptable program is approved.

b. Trainees:

(1) Except as provided in 29 CFR 5.16, trainees will not be permitted to work at less than the predetermined rate for the work performed unless they are employed pursuant to and individually registered in a program which has received prior approval, evidenced by formal certification by the DOL, Employment and Training Administration.

(2) The ratio of trainees to journeyman-level employees on the job site shall not be greater than permitted under the plan approved by the Employment and Training Administration. Any employee listed on the payroll at a trainee rate who is not registered and participating in a training plan approved by the Employment and Training Administration shall be paid not less than the applicable wage rate on the wage determination for the classification of work actually performed. In addition, any trainee performing work on the job site in excess of the ratio permitted under the registered program shall be paid not less than the applicable wage rate on the wage determination for the work actually performed.

(3) Every trainee must be paid at not less than the rate specified in the approved program for his/her level of progress, expressed as a percentage of the journeyman-level hourly rate specified in the applicable wage determination. Trainees shall be paid fringe benefits in accordance with the provisions of the trainee program. If the trainee program does not mention fringe benefits, trainees shall be paid the full amount of fringe benefits

Wage and Hour Division determines that there is an apprenticeship program associated with the corresponding journeyman-level wage rate on the wage determination which provides for less than full fringe benefits for apprentices, in which cases such trainees shall receive the same fringe benefits as apprentices.

(4) In the event the Employment and Training Administration withdraws approval of a training program, the contractor or subcontractor will no longer be permitted to utilize trainees at less than the applicable predetermined rate for the work performed until an acceptable program is approved.

c. Helpers:

Helpers will be permitted to work on a project if the helper classification is specified and defined on the applicable wage determination or is approved pursuant to the conformance procedure set forth in Section IV. 2. Any worker listed on a payroll at a helper wage rate, who is not a helper under a approved definition, shall be paid not less than the applicable wage rate on the wage determination for the classification of work actually performed.

5. Apprentices and Trainees (Programs of the U.S. DOT):

Apprentices and trainees working under apprenticeship and skill training programs which have been certified by the Secretary of Transportation as promoting EEO in connection with Federal-aid highway construction programs are not subject to the requirements of paragraph 4 of this Section IV. The straight time hourly wage rates for apprentices and trainees under such programs will be established by the particular programs. The ratio of apprentices and trainees to journeymen shall not be greater than permitted by the terms of the particular program.

6. Withholding:

The SHA shall upon its own action or upon written request of an authorized representative of the DOL withhold, or cause to be withheld, from the contractor or subcontractor under this contract or any other Federal contract with the same prime contractor or any other Federally-assisted contract subject to Davis-Bacon prevailing wage requirements which is held by the same prime contractor, as much of the accrued payments or advances as may be considered necessary to pay laborers and mechanics, including apprentices, trainee's and helpers, employed by the contractor or any subcontractor the full amount of wages required by the contract. In the event of failure to pay any laborer or mechanic, including any apprentice, trainee, or helper, employed or working on the site of the work, all or part of the wages required by the contract, the SHA contracting officer may, after written notice to the contractor, take such action as may be necessary to cause the suspension of any further payment, advance, or guarantee of funds until such violations have ceased.

7. Overtime Requirements:

No contractor or subcontractor contracting for any part of the contract work which may require or involve the employment of laborers, mechanics, watchmen, or guards (including apprentices, trainees, and helpers described in paragraphs 4 and 5 above) shall require or permit any laborer, mechanic, watchman, or guard in any workweek in which he/she is employed on such work, to work in excess of 40 hours in such workweek unless such laborer, mechanic, watchman, or guard receives compensation at a rate not less than one-and-one-half times his/her basic rate of pay for all hours worked in excess of 40 hours in such workweek.

8. Violation:

Liability for Unpaid Wages; Liquidated Damages: In the event of any violation of the clause set forth in paragraph 7 above, the contractor and any subcontractor responsible thereof shall be liable to the affected employee for his/her unpaid wages. In addition, such contractor and subcontractor shall be liable to the United States (in the case of work done under contract for the District of Columbia or a territory, to such District or to such territory) for liquidated damages. Such liquidated damages shall be computed with respect to each individual laborer, mechanic, watchman, or guard employed in violation of the clause set forth in paragraph 7, in the sum of \$10 for each calendar day on which such employee was required or permitted to work in excess of the standard work week of 40 hours without payment of the overtime wages required by the clause set forth in paragraph 7.

9. Withholding for Unpaid Wages and Liquidated Damages:

The SHA shall; upon its own action or upon written request of any authorized representative of the DOL withhold, or cause to be withheld, from any monies payable on account of work performed by the contractor or subcontractor under any such contract or any other Federal contract with the same prime contractor, or any other Federally-assisted contract subject to the Contract Work Hours and Safety Standards Act, which is held by the same prime contractor, such sums as may be determined to be necessary to satisfy any liabilities of such contractor or subcontractor for unpaid wages and liquidated damages as provided in the clause set forth in paragraph 8 above.

V. STATEMENTS AND PAYROLLS

(Applicable to all Federal-aid construction contracts exceeding \$2,000 and to all related subcontracts, except for projects located on roadways classified as local roads or rural collectors, which are exempt.)

1. Compliance with Copeland Regulations (29 CFR 3):

The contractor shall comply with the Copeland Regulations of the Secretary of Labor which are herein incorporated by reference.

2. Payrolls and Payroll Records:

a. Payrolls and basic records relating thereto shall be maintained by the contractor and each subcontractor during the course of the work and preserved for a period of 3 years from the date of completion of the contract for all laborers, mechanics, apprentices, trainees, watchmen, helpers, and guards working at the site of the work.

b. The payroll records shall contain the name, social security number, and address of each such employee; his or her correct classification; hourly rates of wages paid (including rates of contributions or costs anticipated for bona fide fringe benefits or cash equivalent thereof the types described in Section 1(b)(2)(B) of the Davis Bacon Act); daily and weekly number of hours worked; deductions made; and actual wages paid. In addition, for Appalachian contracts, the payroll records shall contain a notation indicating whether the employee does, or does not, normally reside in the labor area as defined in Attachment A, paragraph 1. Whenever the Secretary of Labor, pursuant to Section IV, paragraph 3b, has found that the wages of any laborer or mechanic include the amount of any costs reasonably anticipated in providing benefits under a plan

or program described in Section 1(b)(2)(B) of the Davis Bacon Act, the contractor and each subcontractor shall maintain records which show that the commitment to provide such benefits is enforceable, that the plan or program is financially responsible, that the plan or program has been communicated in writing to the laborers or mechanics affected, and show the cost anticipated or the actual cost incurred in providing benefits. Contractors or subcontractors employing apprentices or trainees under approved programs shall maintain written evidence of the registration of apprentices and trainees, and ratios and wage rates prescribed in the applicable programs.

c. Each contractor and subcontractor shall furnish, each week in which any contract work is performed, to the SHA resident engineer a payroll of wages paid each of its employees (including apprentices trainees, and helpers, described in Section IV, paragraphs 4 and 5, and watchmen and guards engaged on work during the preceding weekly payroll period).

The payroll submitted shall set out accurately and completely all of the information required to be maintained under paragraph 2b of this Section V.

This information may be submitted in any form desired. Optional Form WH-347 is available for this purpose and may be purchased from the Superintendent of Documents (Federal stock number 029-005-0014-1), U.S. Government Printing Office, Washington, D.C. 20402. The prime contractor is responsible for the submission of copies of payrolls by all subcontractors.

d. Each payroll submitted shall be accompanied by a "Statement of Compliance," signed by the Contractor or subcontractor or his/her agent who pays or supervises the payment of the persons employed under the contract and shall certify the following:

(1) that the payroll for the payroll period contains the information required to be maintained under paragraph 2b of this Section V and that such information is correct and complete;

(2) that such laborer or mechanic (including each helper, apprentice, and trainee) employed on the contract during the payroll period has been paid the full weekly wages earned, without rebate, either directly or indirectly, and that no deductions have been made either directly or indirectly from the full wages earned, other than permissible deductions as set forth in the Regulations, 29 CFR 3;

(3) that each laborer or mechanic has been paid not less than the applicable wage rate and fringe benefits or cash equivalent for the classification of work performed, as specified in the applicable wage determination incorporated into the contract.

e. The weekly submission of a properly executed certification set forth on the reverse side of Optional Form WH-347 shall satisfy the requirement for submission of the "Statement of Compliance" required by paragraph 2d of this Section V.

f. The falsification of any of the above certifications may subject the contractor to civil or criminal prosecution under 18 U/S. C. 1001 and 31 U.S.C. 231.

g. The contractor or subcontractor shall make the records required under paragraph 2b of this Section V available for

inspection, copying, or transcription by authorized representatives of the SHA, the FHWA, or the DOL, and shall permit such representatives to interview employees during working hours on the job. If the contractor or subcontractor fails to submit the required records or to make them available, the SHA, the FHWA, the DOL, or all may, after written notice to the contractor, sponsor, applicant, or owner, take such actions as may be necessary to cause the suspension of any further payment, advance, or guarantee of funds. Furthermore, failure to submit the required records upon request or to make such records available may be grounds for debarment action pursuant to 29 CFR 5.12.

VI. RECORD OF MATERIALS, SUPPLIES, AND LABOR

1. On all federal-aid contracts on the national highway system, except those which provide solely for the installation of protective devices at railroad grade crossings, those which are constructed on a force account or direct labor basis, highway beautification contracts, and contracts for which the total final construction cost for roadway and bridge is less than \$1,000,000 (23 CFR 635) the contractor shall:

- a. Become familiar with the list of specific materials and supplies contained in Form FHWA-47, "Statement of Materials and Labor Used by Contractor of Highway Construction Involving Federal Funds," prior to the commencement of work under this contract.
- b. Maintain a record of the total cost of all materials and supplies purchased for and incorporated in the work, and also of the quantities of those specific materials and supplies listed on Form FHWA-47, and in the units shown on Form FHWA-47.
- c. Furnish, upon the completion of the contract, to the SHA resident engineer on Form FHWA-47 together with the data required in paragraph 1b relative to materials and supplies, a final labor summary of all contract work indicating the total hours worked and the total amount earned.

2. At the prime contractor's option, either a single report covering all contract work or separate reports for the contractor and for each subcontract shall be submitted.

VII. SUBLETTING OR ASSIGNING THE CONTRACT

1. The contractor shall perform with its own organization contract work amounting to not less than 30 percent (or a greater percentage if specified elsewhere in the contract) of the total original contract price, excluding any specialty items designated by the State. Specialty items may be performed by subcontract and the amount of any such specialty items performed may be deducted from the total original contract price before computing the amount of work required to be performed by the contractor's own organization (23 CFR 635).

- a. "Its own organization" shall be construed to include only workers employed and paid directly by the prime contractor and equipment owned or rented by the prime contractor, with or without operators. Such term does not include employees or equipment of a subcontractor, assignee, or agent of the prime contractor.
- b. "Specialty Items" shall be construed to be limited to work that requires highly specialized knowledge, abilities, or equipment not ordinarily available in the type of contracting organizations qualified and expected to bid on the contract as a

whole and in general are to be limited to minor components of the overall contract.

2. The contract amount upon which the requirements set forth in paragraph 1 of Section VII is computed includes the cost of material and manufactured products which are to be purchased or produced by the contractor under the contract provisions.

3. The contractor shall furnish (a) a competent superintendent or supervisor who is employed by the firm, has full authority to direct performance of the work in accordance with the contract requirements, and is in charge of all construction operations (regardless of who performs the work) and (b) such other of its own organizational resources (supervision, management, and engineering services) as the SHA contracting officer determines is necessary to assure the performance of the contract.

4. No portion of the contract shall be sublet, assigned or otherwise disposed of except with the written consent of the SHA contracting officer, or authorized representative, and such consent when given shall not be construed to relieve the contractor of any responsibility for the fulfillment of the contract.

Written consent will be given only after the SHA has assured that each subcontract is evidenced in writing and that it contains all pertinent provisions and requirements of the prime contract.

VIII. SAFETY: ACCIDENT PREVENTION

1. In the performance of this contract the contractor shall comply with all applicable Federal, State, and local laws governing safety, health, and sanitation (23 CFR 635). The contractor shall provide all safeguards, safety devices and protective equipment and take any other needed actions as it determines, or as the SHA contracting officer may determine, to be reasonably necessary to protect the life and health of employees on the job and the safety of the public and to protect property in connection with the performance of the work covered by the contract.

2. It is a condition of this contract, and shall be made a condition of each subcontract, which the contractor enters into pursuant to this contract, that the contractor and any subcontractor shall not permit any employee, in performance of the contract, to work in surroundings or under conditions which are unsanitary, hazardous or dangerous to his/her health or safety, as determined under construction safety and health standards (29 CFR 1926) promulgated by the Secretary of Labor, in accordance with Section 107 of the Contract Work Hours and Safety Standards Act (40 U.S.C. 333).

3. Pursuant to 29 CFR 1926.3, it is a condition of this contract that the Secretary of Labor or authorized representative thereof, shall have right of entry to any site of contract performance to inspect or investigate the matter of compliance with the construction safety and health standards and to carry out the duties of the Secretary under Section 107 of the Contract Work Hours and Safety Standards Act (40 U.S.C. 333).

IX. FALSE STATEMENTS CONCERNING HIGHWAY PROJECTS

In order to assure high quality and durable construction in conformity with approved plans and specifications and a high degree of reliability on statements and representations made by engineers, contractors, suppliers, and workers on Federal-aid highway projects, it is essential that all persons concerned with the project perform their functions as carefully, thoroughly, and honestly as possible. Willful falsification,

distortion, or misrepresentation with respect to any facts related to the project is a violation of Federal law. To prevent any misunderstanding regarding the seriousness of these and similar acts, the following notice shall be posted on each Federal-aid highway project (23 CFR 635) in one or more places where it is readily available to all persons concerned with the project:

NOTICE TO ALL PERSONNEL ENGAGED ON FEDERAL-AID HIGHWAY PROJECTS

18 U.S.C. 1020 reads as follows:

"Whoever, being an officer, agent or employee of the United States, or of any State or Territory, or whoever, whether a person, association, firm, or corporation, knowingly makes any false statement, false representation, or false report as to the character, quality, quantity, or cost of the material used or to be used, or the quantity or quality of the work performed or to be performed, or the cost thereof in connection with the submission of plans, maps, specifications, contracts, or costs of construction on any highway or related project submitted for approval to the Secretary of Transportation; or

Whoever knowingly makes any false statement, false representation, false report or false claim with respect to the character, quality, quantity, or cost of any work performed or to be performed, or materials furnished or to be furnished, in connection with the construction of any highway or related project approved by the Secretary of Transportation; or

Whoever knowingly makes any false statement or false representation as to material fact in any statement, certificate, or report submitted pursuant to provisions of the Federal-aid Roads Act approved July 1, 1916, (39 Stat. 355), as amended and supplemented;

Shall be fined not more than \$10,000 or imprisoned not more than 5 years or both."

X. IMPLEMENTATION OF CLEAN AIR ACT AND FEDERAL WATER POLLUTION CONTROL ACT

(Applicable to all Federal-aid construction contracts and to all related subcontracts of \$100,000 or more).

By submission of this bid or the execution of this contract, or subcontract, as appropriate, the bidder, Federal-aid construction contractor, or subcontractor, as appropriate, will be deemed to have stipulated as follows:

1. That any facility that is or will be utilized in the performance of this contract, unless such contract is exempt under the Clean Air Act, as amended (42 U.S.C. 1857 et seq., as amended by Pub.L. 91-604), and under the Federal Water Pollution Control Act, as amended (33 U.S.C. 1251 et seq., as amended by Pub.L. 92-500), Executive Order 11738, and regulations in implementation thereof (40 CFR 15) is not listed, on the date of contract award, on the U.S. Environmental Protection Agency (EPA) List of Violating Facilities pursuant to 40 CFR 15.20.

2. That the firm agrees to comply and remain in compliance with all the requirements of Section 114 of the Clean Air Act and Section 308 of the Federal Water Pollution Control Act and all regulations and guidelines listed thereunder.

3. That the firm shall promptly notify the SHA of the receipt of

any communication from the Director, Office of Federal Activities, EPA indicating that a facility that is or will be utilized for the contract is under consideration to be listed on the EPA List of Violating Facilities.

4. That the firm agrees to include or cause to be included the requirements of paragraph 1 through 4 of this Section X in every nonexempt subcontract, and further agrees to take such action as the government may direct as a means of enforcing such requirements.

XI. CERTIFICATION REGARDING DEBARMENT, SUSPENSION, INELIGIBILITY AND VOLUNTARY EXCLUSION

1. Instructions for Certification - Primary Covered Transactions:

(Applicable to all Federal-aid contracts - 49 CFR 29)

a. By signing and submitting this proposal, the prospective primary participant is providing the certification set out below.

b. The inability of a person to provide the certification set out below will not necessarily result in denial of participation in this covered transaction. The prospective participant shall submit an explanation of why it cannot provide the certification set out below. The certification or explanation will be considered in connection with the department or agency's determination whether to enter into this transaction. However, failure of the prospective primary participant to furnish a certification or an explanation shall disqualify such a person from participation in this transaction.

c. The certification in this clause is a material representation of fact upon which reliance was placed when the department or agency determined to enter into this transaction. If it is later determined that the prospective primary participant knowingly rendered an erroneous certification, in addition to other remedies available to the Federal Government, the department or agency may terminate this transaction for cause of default.

d. The prospective primary participant shall provide immediate written notice to the department or agency to whom this proposal is submitted if any time the prospective primary participant learns that its certification was erroneous when submitted or has become erroneous by reason of changed circumstances.

e. The terms "covered transaction," "debarred," "suspended," "ineligible," "lower tier covered transaction," "participant," "person," "primary covered transaction," "principal," "proposal," and "voluntarily excluded," as used in this clause, have the meanings set out in the Definitions and Coverage sections of rules implementing Executive Order 12549. You may contact the department or agency to which this proposal is submitted for assistance in obtaining a copy of those regulations.

f. The prospective primary participant agrees by submitting this proposal that, should the proposed covered transaction be entered into, it shall not knowingly enter into any lower tier covered transaction with a person who is debarred, suspended, declared ineligible, or voluntarily excluded from participation in this covered transaction, unless authorized by the department or agency entering into this transaction.

g. The prospective primary participant further agrees by submitting this proposal that it will include the clause titled

"Certification Regarding Debarment, Suspension, Ineligibility and Voluntary Exclusion-Lower Tier Covered Transaction," provided by the department or agency entering into this covered transaction, without modification in all lower tier covered transactions and in all solicitations for lower tier covered transactions.

h. A participant in a covered transaction may rely upon a certification of a prospective participant in a lower tier covered transaction that is not debarred, suspended, ineligible, or voluntarily excluded from the covered transaction, unless it knows that the certification is erroneous. A participant may decide the method and frequency by which it determines the eligibility of its principals. Each participant may, but is not required to, check the nonprocurement portion of the "Lists of Parties Excluded from Federal Procurement or Nonprocurement Programs" (Nonprocurement List) which is compiled by the General Services Administration.

i. Nothing contained in the foregoing shall be construed to require establishment of a system of records in order to render in good faith the certification required by this clause. The knowledge and information of participant is not required to exceed that which is normally possessed by a prudent person in the ordinary course of business dealings.

j. Except for transactions authorized under paragraph f of these instructions, if a participant in a covered transaction knowingly enters into a lower tier covered transaction with a person who is suspended, debarred, ineligible, or voluntarily excluded from participation in this transaction, in addition to other remedies available to the Federal Government, the department or agency may terminate this transaction for cause or default.

Certification Regarding Debarment, Suspension, Ineligibility and Voluntary Exclusion-Primary Covered Transactions

1. The prospective primary participant certifies to the best of its knowledge and belief, that it and its principals:

- a. Are not presently debarred, suspended, proposed for debarment, declared ineligible, or voluntarily excluded from covered transactions by any Federal department or agency;
- b. Have not within a 3-year period preceding this proposal been convicted of or had a civil judgment rendered against them for commission of fraud or a criminal offense in connection with obtaining, attempting to obtain, or performing a public (Federal, State or local) transaction or contract under a public transaction; violation of Federal or State antitrust statutes or commission of embezzlement, theft, forgery, bribery, falsification or destruction of records, making false statements, or receiving stolen property;
- c. Are not presently indicted for or otherwise criminally or civilly charged by a governmental entity (Federal, State or local) with commission of any of the offenses enumerated in paragraph 1b of this certification; and
- d. Have not within a 3-year period preceding this application/proposal had one or more public transactions (Federal, State or local) terminated for cause or default.

2. Where the prospective primary participant is unable to certify to any of the statements in this certification, such prospective participant shall attach an explanation to this proposal.

2. Instructions for Certification - Lower Tier Covered Transactions:

(Applicable to all subcontracts, purchase orders and other lower tier transactions of \$25,000 or more - 49 CFR 29)

- a. By signing and submitting this proposal, the prospective lower tier is providing the certification set out below.
- b. The certification in this clause is a material representation of fact upon which reliance was placed when this transaction was entered into. If it is later determined that the prospective lower tier participant knowingly rendered an erroneous certification, in addition to other remedies available to the Federal Government, the department, or agency with which this transaction originated may pursue available remedies, including suspension and/or debarment.
- c. The prospective lower tier participant shall provide immediate written notice to the person to which this proposal is submitted if at any time the prospective lower tier participant learns that its certification was erroneous by reason of changed circumstances.
- d. The terms "covered transaction," "debarred," "suspended," "ineligible," "primary covered transaction," "participant," "person," "principal," "proposal," and "voluntarily excluded," as used in this clause, have the meanings set out in the Definitions and Coverage sections of rules implementing Executive Order 12549. You may contact the person to which this proposal is submitted for assistance in obtaining a copy of those regulations.
- e. The prospective lower tier participant agrees by submitting this proposal that, should the proposed covered transaction be entered into, it shall not knowingly enter into any lower tier covered transaction with a person who is debarred, suspended, declared ineligible, or voluntarily excluded from participation in this covered transaction, unless authorized by the department or agency with which this transaction originated.
- f. The prospective lower tier participant further agrees by submitting this proposal that it will include this clause titled "Certification Regarding Debarment, Suspension, Ineligibility and Voluntary Exclusion-Lower Tier Covered Transaction," without modification, in all lower tier covered transactions and in all solicitations for lower tier covered transactions.
- g. A participant in a covered transaction may rely upon a certification of a prospective participant in a lower tier covered transaction that is not debarred, suspended, ineligible, or voluntarily excluded from the covered transaction, unless it knows that the certification is erroneous. A participant may decide the method and frequency by which it determines the eligibility of its principals. Each participant may, but is not required to, check the Nonprocurement List.
- h. Nothing contained in the foregoing shall be construed to require establishment of a system of records in order to render in good faith the certification required by this clause. The knowledge and information of participant is not required to exceed that which is normally possessed by a prudent person in the ordinary course of business dealing.
- i. Except for transactions authorized under paragraph e of these instructions, if a participant in a covered transaction knowingly enters into a lower tier covered transaction with a person who is suspended, debarred, ineligible, or voluntarily

excluded from participation in this transaction, in addition to other remedies available to the Federal Government, the department or agency with which this transaction originated may pursue available remedies, including suspension and/or debarment.

Certification Regarding Debarment, Suspension, Ineligibility And Voluntary Exclusion-Lower Tier Covered Transactions:

1. The prospective lower tier participant certifies, by submission of this proposal, that neither it nor its principals is presently debarred, suspended, proposed for debarment, declared ineligible, or voluntarily excluded from participation in this transaction by any Federal department or agency.

2. Where the prospective lower tier participant is unable to certify to any of the statements in this certification, such prospective participant shall attach an explanation to this proposal.

XII. CERTIFICATION REGARDING USE OF CONTRACT FUNDS FOR LOBBYING

(Applicable to all Federal-aid construction contracts and to all related subcontracts which exceed \$100,000 - 49 CFR 20)

1. The prospective participant certifies, by signing and submitting this bid or proposal, to the best of his or her knowledge and belief, that:

a. No Federal appropriated funds have been paid or will be paid, by or on behalf of the undersigned, to any person for influencing or attempting to influence an officer or employee of any Federal agency, a Member of Congress, an officer or employee of Congress, or an employee of a Member of Congress in connection with the awarding of any Federal contract, the making of any Federal grant, the making of any Federal loan, the entering into of any cooperative agreement, and the extension, continuation, renewal, amendment, or modification of any Federal contract, grant, loan, or cooperative agreement.

b. If any funds other than Federal appropriated funds have been paid or will be paid to any person for influencing or attempting to influence an officer or employee of any Federal agency, a Member of Congress, an officer or employee of Congress, or an employee of a Member of Congress in connection with this Federal contract, grant, loan, or cooperative agreement, the undersigned shall complete and submit Standard Form-LLL, "Disclosure Form to Report Lobbying," in accordance with its instructions.

2. This certification is a material representation of fact upon which reliance was placed when this transaction was made or entered into. Submission of this certification is a prerequisite for making or entering into this transaction imposed by 31 U.S.C. 1352. Any person who fails to file the required certification shall be subject to a civil penalty of not less than \$10,000 and not more than \$100,000 for each such failure.

3. The prospective participant also agrees by submitting his or her bid or proposal that he or she shall require that the language of this certification be included in all lower tier subcontracts, which exceed \$100,000 and that all such recipients shall certify and disclose accordingly.

MINIMUM WAGES FOR FEDERAL AND FEDERALLY ASSISTED CONSTRUCTION CONTRACTS

This project is funded, in part, with Federal-aid funds and, as such, is subject to the provisions of the Davis-Bacon Act of March 3, 1931, as amended (46 Sta. 1494, as amended, 40 U.S.C. 276a) and of other Federal statutes referred to in a 29 CFR Part 1, Appendix A, as well as such additional statutes as may from time to time be enacted containing provisions for the payment of wages determined to be prevailing by the Secretary of Labor in accordance with the Davis-Bacon Act and pursuant to the provisions of 29 CFR Part 1. The prevailing rates and fringe benefits shown in the General Wage Determination Decisions issued by the U.S. Department of Labor shall, in accordance with the provisions of the foregoing statutes, constitute the minimum wages payable on Federal and federally assisted construction projects to laborers and mechanics of the specified classes engaged on contract work of the character and in the localities described therein.

General Wage Determination Decisions, modifications and supersedes decisions thereto are to be used in accordance with the provisions of 29 CFR Parts 1 and 5. Accordingly, the applicable decision, together with any modifications issued, must be made a part of every contract for performance of the described work within the geographic area indicated as required by an applicable DBRA Federal prevailing wage law and 29 CFR Part 5. The wage rates and fringe benefits contained in the General Wage Determination Decision

NOTICE

The most current **General Wage Determination Decisions** (wage rates) are available on the IDOT web site. They are located on the Letting and Bidding page at <http://www.dot.il.gov/desenv/delett.html>.

In addition, ten (10) days prior to the letting, the applicable Federal wage rates will be e-mailed to subscribers. It is recommended that all contractors subscribe to the Federal Wage Rates List or the Contractor's Packet through IDOT's subscription service.

PLEASE NOTE: if you have already subscribed to the Contractor's Packet you will automatically receive the Federal Wage Rates.

The instructions for subscribing are at <http://www.dot.il.gov/desenv/subsc.html>.

If you have any questions concerning the wage rates, please contact IDOT's Chief Contract Official at 217-782-7806.