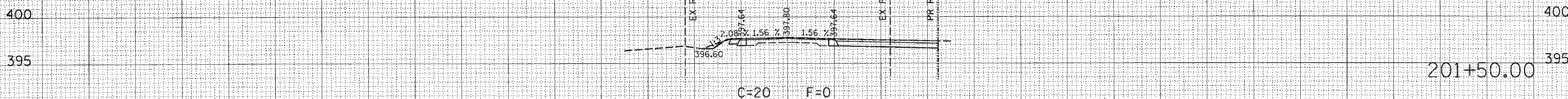
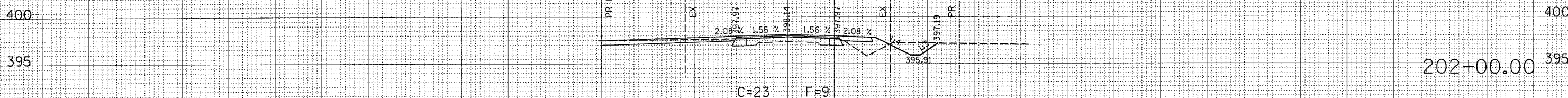
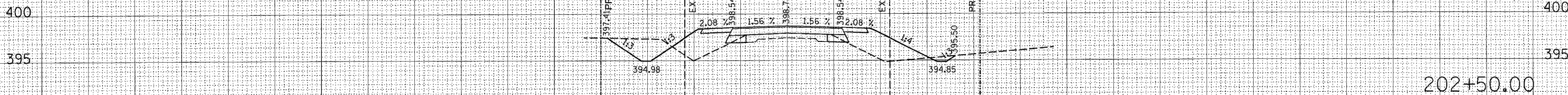


S.B.I. RTE.	SECTION	COUNTY	TOTAL SHEETS	SHEET NO.
1E	(8C)B-2	WABASH	36	34
STA. 201+50.00 TO STA. 202+50.00				
FED. ROAD DIST. NO.			ILLINOIS FED. AID PROJECT	

160 150 140 130 120 110 100 90 80 70 60 50 40 30 20 10 0 10 20 30 40 50 60 70 80 90 100 110 120 130 140 150 160



160 150 140 130 120 110 100 90 80 70 60 50 40 30 20 10 0 10 20 30 40 50 60 70 80 90 100 110 120 130 140 150 160

FINAL SURVEY  
DATE  
BY  
CHECKED  
PLOTTED  
TEMPLATE  
AREAS CHECKED

ORIGINAL SURVEY  
DATE  
BY  
CHECKED  
PLOTTED  
TEMPLATE  
AREAS CHECKED

PLOT DATE \* \* \* \*  
FILE NAME \* \* \* \*  
PLOT SCALE \* \* \* \*  
USER NAME \* \* \* \*  
DATE  
BY  
CHECKED  
PLOTTED  
TEMPLATE  
AREAS CHECKED