





ST. LOUIS REGIONAL  
AIRPORT AUTHORITY

ST. LOUIS REGIONAL AIRPORT  
8 TERMINAL DRIVE  
EAST ALTON, ILLINOIS 62024



DATE SIGNED: 9/22/2023 LICENSE EXPIRES: 11/30/2023

REHABILITATE  
AUTOMOBILE PARKING  
LOTS

IDA No: ALN-5039

Contract No. SR097

NO.	DATE	DESCRIPTION		
		DES	DWN	REV

ISSUE: SEPTEMBER 22, 2023

PROJECT NO: 22A0112

CAD FILE: G-002-FLP.DWG

DESIGN BY: JRH 8/3/2023

DRAWN BY: KCD 8/3/2023

REVIEWED BY: BSS 9/1/2023

SHEET TITLE

SUMMARY OF  
QUANTITIES AND  
INDEX TO SHEETS

SUMMARY OF QUANTITIES - BASE BID				
ITEM NO.	DESCRIPTION	UNIT	TOTAL QUANTITY	AS-BUILT QUANTITY
AR150510	ENGINEER'S FIELD OFFICE	L SUM	1	
AR150520	MOBILIZATION	L SUM	1	
AR150530	TRAFFIC MAINTENANCE	L SUM	1	
AR162570	DETECTOR LOOP	L SUM	1	
AR209606	CRUSHED AGG. BASE COURSE - 6"	SQ YD	308	
AR401613	BIT. SURF. CSE.-METHOD I, SUPERPAVE	TON	956	
AR401650	BITUMINOUS PAVEMENT MILLING	SQ YD	7,810	
AR401916	REM & REP BIT PAVEMENT - TYPE B	SQ YD	291	
AR501508	8" PCC PAVEMENT	SQ YD	231	
AR501530	PCC TEST BATCH	EACH	1	
AR501604	4" PCC SIDEWALK	SQ FT	227	
AR501690	PCC SIDEWALK REMOVAL	SQ FT	20	
AR602510	BITUMINOUS PRIME COAT	GALLON	27	
AR603510	BITUMINOUS TACK COAT	GALLON	1,183	
AR620520	PAVEMENT MARKING-WATERBORNE	SQ FT	2,503	
AR751940	ADJUST INLET	EACH	2	
AR754920	REPLACE CONCRETE CURB	FOOT	54	
AR800469	REMOVE BITUMINOUS & PCC PAVEMENT	SQ YD	335	
AR800570	REPLACE BITUMINOUS CURB	FOOT	248	
AR800571	PAVEMENT MARKING-SPEC., HAND. SYM.	EACH	12	
AR800572	PAVEMENT MARKING-SPEC., ARR.-STRAIG	EACH	12	
AR800993	BOLLARD	EACH	4	
AR910230	HANDICAP SIGN	EACH	12	
AR910410	PARKING BLOCK	EACH	11	

SUMMARY OF QUANTITIES - ADD. ALT. 1 BID				
ITEM NO.	DESCRIPTION	UNIT	TOTAL QUANTITY	AS-BUILT QUANTITY
AS401613	BIT. SURF. CSE.-METHOD I, SUPERPAVE	TON	276	
AS401650	BITUMINOUS PAVEMENT MILLING	SQ YD	2,295	
AS401916	REM & REP BIT PAVEMENT - TYPE B	SQ YD	200	
AS501604	4" PCC SIDEWALK	SQ FT	63	
AS501690	PCC SIDEWALK REMOVAL	SQ FT	63	
AS603510	BITUMINOUS TACK COAT	GALLON	345	
AS620520	PAVEMENT MARKING WATERBORNE	SQ FT	487	
AS751940	ADJUST INLET	EACH	2	
AS800570	REPLACE BITUMINOUS CURB	FOOT	82	
AS800571	PAVEMENT MARKING-SPEC., HAND. SYM.	EACH	2	
AS910230	HANDICAP SIGN	EACH	2	

SUMMARY OF QUANTITIES - ADD. ALT. 2 BID				
ITEM NO.	DESCRIPTION	UNIT	TOTAL QUANTITY	AS-BUILT QUANTITY
AT401613	BIT. SURF. CSE.-METHOD I, SUPERPAVE	TON	276	
AT401650	BITUMINOUS PAVEMENT MILLING	SQ YD	2,295	
AT401916	REM & REP BIT PAVEMENT - TYPE B	SQ YD	200	
AT501604	4" PCC SIDEWALK	SQ FT	63	
AT501690	PCC SIDEWALK REMOVAL	SQ FT	63	
AT603510	BITUMINOUS TACK COAT	GALLON	345	
AT620520	PAVEMENT MARKING-WATERBORNE	SQ FT	487	
AT751940	ADJUST INLET	EACH	2	
AT800570	REPLACE BITUMINOUS CURB	FOOT	82	
AT800571	PAVEMENT MARKING-SPEC., HAND. SYM.	EACH	2	
AT910230	HANDICAP SIGN	EACH	2	

INDEX TO SHEETS	
SHEET NUMBER	SHEET TITLE
1	COVER SHEET
2	SUMMARY OF QUANTITIES AND INDEX TO SHEETS
3	SCOPE OF WORK
4	CONSTRUCTION SAFETY PHASING PLAN OVERVIEW
5	PROPOSED PHASE 1A - BASE BID
6	PROPOSED PHASE 1B - BASE BID
7	PROPOSED PHASE 2 - BASE BID
8	PROPOSED PHASE 3 - ADDITIVE BID
9	PROPOSED PHASE 4A - BASE BID
10	PROPOSED PHASE 4B - BASE BID
11	CONSTRUCTION SAFETY AND PHASING DETAILS AND NOTES
12	TYPICAL SECTIONS
13	CONSTRUCTION PLAN LOT 1 - BASE BID
14	CONSTRUCTION PLAN LOT 2 - BASE BID
15	CONSTRUCTION PLAN LOT 3 - ADDITIVE BID
16	CONSTRUCTION PLAN LOT 4 - BASE BID
17	CONSTRUCTION PLAN ATCT LOT - BASE BID
18	PROPOSED JOINTING PLAN
19	PROPOSED JOINTING DETAILS AND NOTES
20	MARKING PLAN LOT 1 - BASE BID
21	MARKING PLAN LOT 2 - BASE BID
22	MARKING PLAN LOT 3 - ADDITIVE BID
23	MARKING PLAN LOT 4 - BASE BID
24	MARKING PLAN ATCT LOT - BASE BID
25	MARKING DETAILS

**GENERAL NOTES:**

**QUANTITIES**

PAYMENT WILL BE MADE UNDER THE ITEM NUMBERS, DESCRIPTIONS AND UNITS NOTED IN THE ABOVE TABLE IN ACCORDANCE WITH THE BASIS OF PAYMENT FOR EACH RESPECTIVE WORK ITEM COMPLETED AND ACCEPTED BY THE ENGINEER.

**CERTIFIED PAYROLLS**

THE RESIDENT ENGINEER/TECHNICIAN CANNOT FORWARD CONSTRUCTION REPORTS TO THE ILLINOIS DIVISION OF AERONAUTICS FOR PROCESSING UNTIL ALL CERTIFIED PAYROLLS FOR THE PERIOD HAVE BEEN RECEIVED.

**MATERIAL CERTIFICATIONS**

MATERIALS TO BE INCORPORATED INTO THE PROJECT CANNOT BE USED WITHOUT PRIOR APPROVAL. ALL MATERIALS TO BE USED IN THE PROJECT MUST BE SUBMITTED TO THE RESIDENT ENGINEER/TECHNICIAN FOR APPROVAL. USE OF MATERIALS WITHOUT PRIOR APPROVAL AND ULTIMATELY DETERMINED TO BE UNACCEPTABLE BY THE ILLINOIS DIVISION OF AERONAUTICS ARE SUBJECT TO REMOVAL AND/OR NON-PAYMENT.

**FILES**

FOLLOWING THE PROJECT AWARD, THE ENGINEER CAN PROVIDE THE RELEVANT AUTOCAD MODEL FILES TO THE AWARDED CONTRACTOR UPON REQUEST TO ASSIST WITH CONSTRUCTION LAYOUT.

FOR BID

**UTILITY NOTE**

THE LOCATION, SIZE, AND TYPE OF MATERIAL OF EXISTING UNDERGROUND AND/OR ABOVEGROUND UTILITIES INDICATED ON THE PLANS ARE NOT REPRESENTED AS BEING ACCURATE, SUFFICIENT OR COMPLETE. NEITHER THE OWNER NOR THE ENGINEER ASSUMES ANY RESPONSIBILITY WHATSOEVER IN RESPECT TO THE ACCURACY, COMPLETENESS, OR SUFFICIENCY OF THE INFORMATION. THERE IS NO GUARANTEE, EITHER EXPRESSED OR IMPLIED, THAT THE LOCATIONS, SIZE AND TYPE OF MATERIAL OF EXISTING UNDERGROUND UTILITIES INDICATED ARE REPRESENTATIVE OF THOSE TO BE ENCOUNTERED IN THE CONSTRUCTION. IT SHALL BE THE CONTRACTOR'S RESPONSIBILITY TO DETERMINE THE ACTUAL LOCATION OF ALL SUCH FACILITIES, INCLUDING SERVICE CONNECTIONS TO UNDERGROUND UTILITIES.

PRIOR TO CONSTRUCTION, THE CONTRACTOR SHALL NOTIFY THE UTILITY COMPANIES OF ITS OPERATIONAL PLANS AND SHALL OBTAIN FROM THE RESPECTIVE UTILITY COMPANIES DETAILED INFORMATION AND ASSISTANCE RELATIVE TO THE LOCATION OF THEIR FACILITIES AND THE WORKING SCHEDULE OF THE COMPANIES FOR REMOVAL OR ADJUSTMENT WHERE REQUIRED. IN THE EVENT AN UNEXPECTED UTILITY INTERFERENCE IS ENCOUNTERED DURING CONSTRUCTION, THE CONTRACTOR SHALL IMMEDIATELY NOTIFY THE UTILITY COMPANY OF JURISDICTION. THE OWNER'S REPRESENTATIVE AND THE RESIDENT ENGINEER/TECHNICIAN SHALL ALSO BE IMMEDIATELY NOTIFIED. ANY DAMAGE TO SUCH MAINS AND SERVICES SHALL BE RESTORED TO SERVICE AT ONCE AND PAID FOR BY THE CONTRACTOR AT NO ADDITIONAL COST TO THE CONTRACT. ALL UTILITY CABLES AND LINES SHALL BE LOCATED BY THE RESPECTIVE UTILITY. CONTACT JULIE (JOINT UTILITY LOCATION INFORMATION FOR EXCAVATORS) FOR UTILITY INFORMATION, PHONE: 1-800-892-0123. CONTACT THE FAA (FEDERAL AVIATION ADMINISTRATION) FOR ASSISTANCE IN LOCATING FAA CABLES AND UTILITIES. LOCATION OF FAA POWER, CONTROL, AND COMMUNICATION CABLES SHALL BE COORDINATED WITH AND LOCATED BY THE FAA. ALSO CONTACT AIRPORT MANAGER AND AIRPORT PERSONNEL FOR ASSISTANCE IN LOCATING UNDERGROUND AIRPORT CABLES AND UTILITIES. ALSO COORDINATE WORK WITH ALL ABOVEGROUND UTILITIES.

**J.U.L.I.E. INFORMATION**

COUNTY MADISON  
 CITY BETHALTO  
 TOWNSHIP ALTON - WOODDRIVER  
 SECTION NO. 12 & 13  
 ADDRESS ST. LOUIS REGIONAL AIRPORT  
 8 TERMINAL DRIVE  
 EAST ALTON, ILLINOIS 62024



**CONTROL POINT DATA**

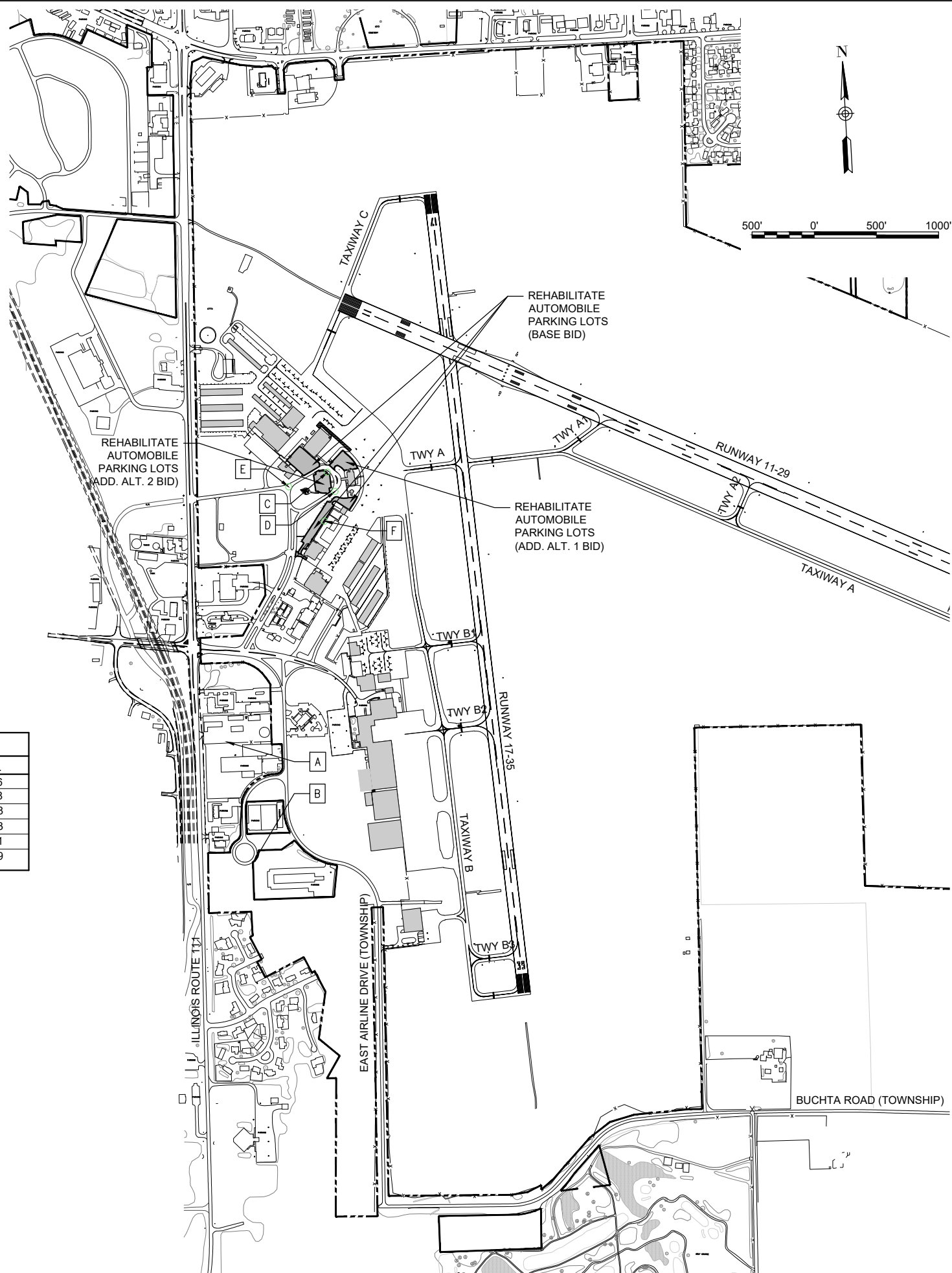
NO.	DESCRIPTION	NORHTING	EASTING	ELEV.
A	NGS PID: DE9194	807957.7682	2327467.5892	538.56
B	NGS PID: DE9195	806986.8378	2327683.0281	534.78
C	NAIL	810124.8380	2328277.3520	539.88
D	PK/MAG NAIL	809970.4340	2328339.3530	540.43
E	PK/MAG NAIL	810007.9940	2327966.1410	539.81
F	NAIL	809731.4500	2328255.9530	541.19

**SURVEY NOTES**

- ALL COORDINATE VALUES SHOWN IN TABLE ARE BASED ON ILLINOIS STATE PLANE - WEST ZONE NAD-83 (2007).
- REFER TO IDOT STANDARD SPECIFICATIONS 50-06, CONSTRUCTION LAYOUT STAKES, FOR ADDITIONAL INFORMATION.

**LEGEND**

- EXISTING IMPROVEMENTS
- PROPOSED IMPROVEMENTS
- EXISTING BUILDINGS



**GENERAL NOTES**

- THE SCOPE OF WORK SHEET IS INTENDED ONLY AS A GENERAL DESCRIPTION OF WORK ITEMS AND THEIR APPROXIMATE LOCATIONS AND LIMITS, FOR THE PURPOSE OF UNDERSTANDING THE SCOPE OF THE PROJECT. THIS SHEET SHALL NOT BE USED AS A CONSTRUCTION PLAN. REFER TO THE FOLLOWING PLAN SHEETS FOR DETAILED CONSTRUCTION REQUIREMENTS, LOCATIONS, AND ITEMS OF WORK.
- THIS PROJECT CONSISTS OF REHABILITATION OF THE EXISTING PAVEMENTS IN FOUR MAIN PARKING AREAS. THIS PROJECT WILL INCLUDE PAVEMENT MILLING, FULL DEPTH PAVEMENT PATCHING, CURB REPLACEMENT, BITUMINOUS PAVING, AND PAVEMENT MARKING.
- THE CONTRACTOR SHALL FURNISH ALL LABOR, MATERIAL, EQUIPMENT, AND TRANSPORTATION NECESSARY TO CONSTRUCT ALL ELEMENTS OF THE PROJECT AS DESCRIBED IN THE CONSTRUCTION PLANS AND SPECIFICATIONS.
- THE RULES, REGULATIONS, AND SPECIFICATIONS ENUMERATED HEREIN SHALL BE CONSIDERED AS MINIMUM REQUIREMENTS. THEY SHALL NOT PROHIBIT THE CONTRACTOR FROM FURNISHING AND INSTALLING HIGHER GRADES OF MATERIAL THAN ARE SPECIFIED HEREIN.
- THE CONTRACTOR IS NOT PERMITTED TO USE THE AIRPORT ENTRANCE DRIVE AND AUTO PARKING LOT FOR MATERIAL AND EQUIPMENT HAULING OR STORAGE. THE CONSTRUCTION ENTRANCE AS SHOWN ON THE PROPOSED SAFETY AND PHASING PLAN WILL BE THE PRIMARY ACCESS TO THE PROPOSED CONSTRUCTION SITE. ALL HAULING OF MATERIALS AND EQUIPMENT SHALL BE RESTRICTED TO THE DESIGNATED CONSTRUCTION ENTRANCE.
- IT SHALL BE THE RESPONSIBILITY OF THE CONTRACTOR TO PROTECT, PRESERVE AND REPAIR THE EXISTING AIRFIELD AND ROADWAY PAVEMENTS AT ALL TIMES. THE CONTRACTOR SHALL REPAIR ANY DAMAGE TO EXISTING ELECTRICAL, DRAINAGE, AND PAVEMENT STRUCTURES AT NO ADDITIONAL COST TO THE CONTRACT. ANY DAMAGE TO FAA CABLES, ACCESS ROADS OR TO FAA FACILITIES DURING CONSTRUCTION WILL REQUIRE THE CONTRACTOR TO REPLACE THE DAMAGED CABLES, ACCESS ROAD OR FAA FACILITIES TO FAA REQUIREMENTS AT THE CONTRACTOR'S EXPENSE. SPLICING OF CABLES IS NOT AN ACCEPTABLE FORM OF REPAIR.
- NO EQUIPMENT SHALL BE PERMITTED TO CROSS OR USE ANY EXISTING PAVEMENT OUTSIDE THE CONSTRUCTION LIMITS, GENERAL PROJECT AREA OR HAUL ROUTE.
- CONTRACTOR IS REQUIRED TO PROVIDE THEIR OWN RESTROOM FACILITIES.
- UNLESS OTHERWISE NOTED, ALL DISTURBED AREAS OUTSIDE OF THE PROPOSED CONSTRUCTION LIMITS SHALL BE GRADED, SEEDED AND/OR HYDROMULCH SEEDED AT NO ADDITIONAL COST TO THE CONTRACT.
- ALL WASTE MATERIAL SHALL BE HAULED FROM THE AIRPORT AND PROPERLY DISPOSED OF UNLESS OTHERWISE SPECIFIED HEREIN.
- THE CONTRACTOR SHALL BE RESPONSIBLE FOR OBTAINING PERMITS FOR HAULING ON PUBLIC ROADS, AS APPLICABLE. THE CONTRACTOR SHALL BE RESPONSIBLE FOR CORRECTING ANY DAMAGES TO ANY PAVEMENTS (PUBLIC OR PRIVATE) CAUSED BY HIS/HER CONSTRUCTION EQUIPMENT OR PERSONNEL.
- THE OWNER SHALL HAVE THE RIGHT OF FIRST REFUSAL FOR ALL SALVAGEABLE MATERIAL REMOVED ON THE PROJECT.
- THE CONTRACTOR SHALL COORDINATE WITH THE RESIDENT ENGINEER/TECHNICIAN SO THEY MAY DEVELOP ONE SET OF REDLINED AS-BUILT DRAWINGS AT THE COMPLETION OF THE PROJECT.
- CONTRACTOR SHALL RESTORE TO ORIGINAL CONDITION ALL GRASS, STONE, OR PAVEMENT DISTURBED BY CONTRACTOR'S CONSTRUCTION OPERATIONS, STAGING, AND CONSTRUCTION ACCESS ROUTES. DISTURBED AREAS TO BE REPAIRED, GRADED, AND SEEDED AND MULCHED UNLESS OTHERWISE NOTED. STAGING AREA AND SITE ACCESS RESTORATION SHALL BE INCLUDED IN THE COST OF THE HAUL ROUTE.
- THE PROJECT PAY ITEMS ARE INTENDED TO BE INCLUSIVE OF ALL WORK TO BE PERFORMED AS SHOWN IN THESE PLANS. ALL INCIDENTAL WORK REQUIRED TO COMPLETE THE PROJECT TO THE SATISFACTION OF THE RESIDENT ENGINEER/TECHNICIAN IS TO BE INCLUDED IN THE COSTS OF PERFORMING THESE ITEMS.
- APPROXIMATE LOCATIONS OF UNDERGROUND UTILITIES ARE SHOWN THROUGHOUT THESE PLANS. THE CONTRACTOR SHALL DETERMINE EXACT LOCATIONS AND PROTECT THESE UTILITIES DURING CONSTRUCTION. ANY UTILITIES DAMAGED DURING CONSTRUCTION SHALL BE REPAIRED AT THE CONTRACTOR'S EXPENSE. CONTRACTOR SHALL COORDINATE WITH THE PROPER PERSONS FOR THE PURPOSE OF LOCATING AND PROTECTING EXISTING UNDERGROUND UTILITIES.
- THE CONTRACTOR MUST AT ALL TIMES MAINTAIN PROPER DRAINAGE FOR ALL AREAS AFFECTED BY THEIR WORK.

**FOR BID**



Offices Nationwide  
 www.hanson-inc.com

Hanson Professional Services Inc.  
 1525 S. 6th Street  
 Springfield, IL 62703  
 phone: 217-788-2450  
 fax: 217-788-2503

Illinois Licensed  
 Professional Service Corporation  
 #184-001084



**ST. LOUIS REGIONAL AIRPORT AUTHORITY**

ST. LOUIS REGIONAL AIRPORT  
 8 TERMINAL DRIVE  
 EAST ALTON, ILLINOIS 62024



DATE SIGNED: 9/22/2023 LICENSE EXPIRES: 11/30/2023

**REHABILITATE AUTOMOBILE PARKING LOTS**

IDA No: ALN-5039

Contract No. SR097

NO.	DATE	DESCRIPTION		
		DES	DWN	REV

ISSUE: SEPTEMBER 22, 2023  
 PROJECT NO: 22A0112  
 CAD FILE: G-003-SOW.DWG  
 DESIGN BY: JRH 8/3/2023  
 DRAWN BY: KCD 8/3/2023  
 REVIEWED BY: BSS 9/1/2023

SHEET TITLE

SCOPE OF WORK



**REHABILITATE  
AUTOMOBILE PARKING  
LOTS**

IDA No: ALN-5039

Contract No. SR097


NO.	DATE	DESCRIPTION		
		DES	DWN	REV

ISSUE: SEPTEMBER 22, 2023

PROJECT NO: 22A0112

CAD FILE: G-004-SFY.DWG

DESIGN BY: JRH 8/3/2023

DRAWN BY: KCD 8/3/2023

REVIEWED BY: BSS 9/1/2023

SHEET TITLE

**CONSTRUCTION  
SAFETY PHASING  
PLAN OVERVIEW**

REGIONAL GROUND FREQUENCY = 120.20

CRITICAL POINT DATA					
DESCRIPTION	LATITUDE	LONGITUDE	GROUND ELEV.	EQUIP. HEIGHT	EQUIP. ELEV.
CRITICAL POINT 1	N038°53'21.88"	W090°03'32.75"	531.00'	25'	556.00'
CRITICAL POINT 2	N038°53'24.47"	W090°03'24.24"	530.00'	25'	555.00'
CRITICAL POINT 3	N038°53'31.33"	W090°03'21.94"	538.37'	25'	563.37'
CRITICAL POINT 4	N038°53'31.03"	W090°03'17.56"	539.87'	25'	564.87'
CRITICAL POINT 5	N038°53'27.32"	W090°03'16.08"	541.64'	25'	566.64'



**LEGEND**

- EXISTING IMPROVEMENTS
- PROPOSED IMPROVEMENTS
- EXISTING BUILDINGS
- PROPOSED HAUL ROUTE
- PROPOSED EQUIPMENT PARKING AREA
- EXISTING FENCE
- CONSTRUCTION SIGN

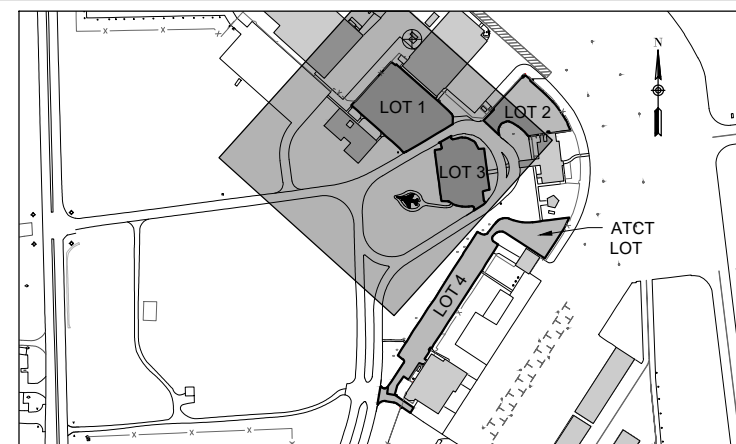
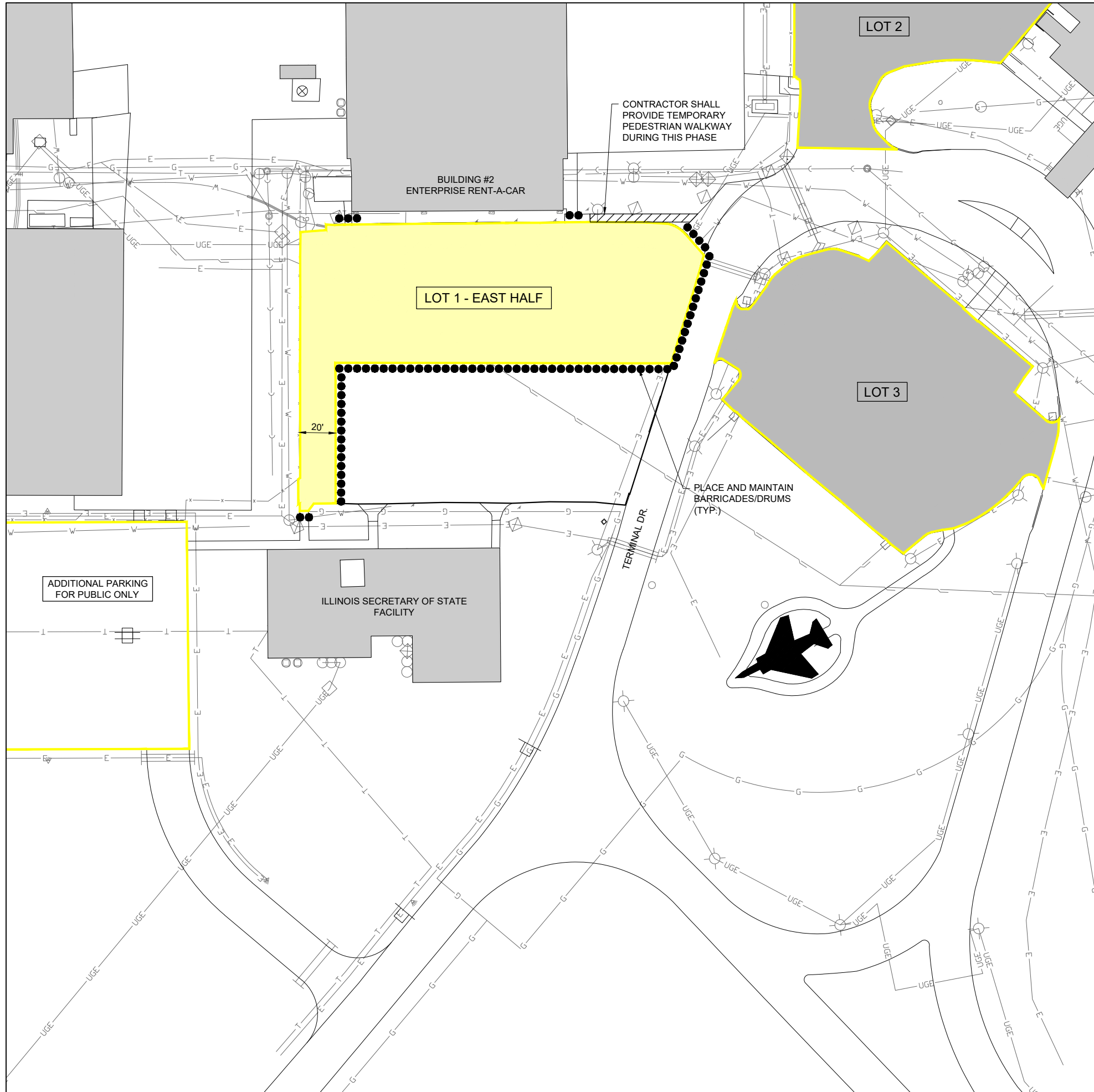
**SAFETY PLAN COMPLIANCE DOCUMENT**

PRIOR TO THE ISSUANCE OF A CONSTRUCTION NOTICE-TO-PROCEED (NTP), THE CONTRACTOR SHALL BE RESPONSIBLE FOR PREPARING AND SUBMITTING A SAFETY PLAN COMPLIANCE DOCUMENT IN ACCORDANCE WITH FAA ADVISORY CIRCULAR 150/5370-2G, PARAGRAPH 2.4.2, OR EQUIVALENT SECTION IN SUBSEQUENT/CURRENT ISSUE. THE AIRPORT DIRECTOR SHALL APPROVE THIS DOCUMENT AND SUBMIT TO THE AIRPORT AUTHORITY FOR APPROVAL PRIOR TO THE NTP ISSUANCE.

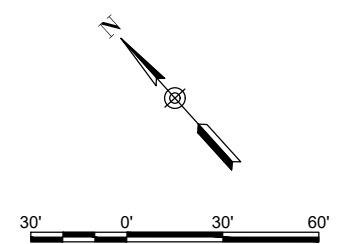
**SAFETY PLAN NOTES**

- ALL TRAFFIC CONTROL DEVICES AND CONFIGURATIONS SHALL CONFORM TO THE MANUAL OF UNIFORM TRAFFIC CONTROL DEVICES (MUTCD), CURRENT EDITION.
- CONTRACTOR SHALL PROTECT FOR ARFF STATION ACCESS AT ALL TIMES DURING CONSTRUCTION.
- AIRPORT SECURITY SHALL BE MAINTAINED THROUGHOUT THE PROJECT. THE CONTRACTOR SHALL BE RESTRICTED TO THE DESIGNATED WORK AREAS. THE CONTRACTOR SHALL ENSURE THAT ACCESS POINTS USED BY CONSTRUCTION VEHICLES AND PERSONNEL ARE MONITORED WHEN OPEN AND LOCKED WHEN NOT IN USE TO PREVENT UNAUTHORIZED ACCESS TO THE AIRPORT MOVEMENT AREA.
- BARRICADES SHALL BE IN PLACE PRIOR TO BEGINNING CONSTRUCTION.
- THE SUGGESTED TRAFFIC CONTROL MEASURES ARE CONSIDERED THE MINIMUM FOR THIS PROJECT. IF THE CONTRACTOR'S OPERATIONS REQUIRE ADDITIONAL TRAFFIC CONTROL MEASURES, HE SHALL DEVELOP AND SUBMIT A REVISED TRAFFIC CONTROL PLAN FOR REVIEW AND APPROVAL BY THE RESIDENT ENGINEER/TECHNICIAN PRIOR TO BEGINNING SUCH WORK. ALL TRAFFIC CONTROL MEASURES, WHETHER INCLUDED IN THE CONSTRUCTION DRAWINGS OR DUE TO THE CONTRACTOR'S OPERATIONS, SHALL BE INCIDENTAL TO ITEM AR150530 - TRAFFIC MAINTENANCE, WITH NO EXCEPTIONS.
- AT THE COMPLETION OF ALL CONSTRUCTION, THE HAUL ROUTE AND CONSTRUCTION EQUIPMENT PARKING AREA SHALL BE RESTORED TO PRE-CONSTRUCTION CONDITIONS PER THE SPECIFICATIONS.

**FOR BID**



KEY PLAN



**LEGEND**

- EXISTING IMPROVEMENTS
- EXISTING BUILDINGS
- PROPOSED PAVEMENT
- PHASE 1A (LOT 1 - EAST) WORK AREA
- PHASE 1A (LOT 2 & 3) ALTERNATE PARKING
- EXISTING FENCE
- PROPOSED BARRICADES/DRUMS

**PHASE 1A NOTES**

1. PHASE 1A WORK WILL BE LIMITED TO LOT 1 - EAST.
2. LOT 2 AND LOT 3 WILL BE AVAILABLE FOR ALTERNATE PARKING DURING THE DURATION OF PHASE 3A WORK.
3. AIRPORT SECURITY SHALL BE MAINTAINED THROUGHOUT THE PROJECT. THE CONTRACTOR SHALL BE RESTRICTED TO THE DESIGNATED WORK AREAS. NO AIRFIELD ACCESS WILL BE NECESSARY DURING PHASE 3A WORK.
4. BARRICADES SHALL BE IN PLACE PRIOR TO BEGINNING CONSTRUCTION.
5. CONTRACTOR MAY TEMPORARILY STAGE CONSTRUCTION EQUIPMENT IN PHASE 1A WORK AREA FOR DURATION OF PHASE 1A WORK.
6. THE COSTS FOR PROVISION, PLACEMENT, MAINTENANCE AND REMOVAL OF BARRICADES AND ALL ASSOCIATED INCIDENTALS SHALL BE PAID FOR UNDER ITEM AR150520 MOBILIZATION.
7. TEMPORARY PEDESTRIAN WALKWAY SHALL BE SUFFICIENT WIDTH TO ACCOMMODATE PEDESTRIAN TRAFFIC, BUT IN NO CASE SHALL IT BE LESS THAN 5 FEET IN WIDTH, SHALL BE PROVIDED WITH A DURABLE WALKING SURFACE, AND WALKWAY SHOULD HAVE NO TRIPPING HAZARDS AS BEST AS POSSIBLE.
8. TEMPORARY PEDESTRIAN WALKWAY AND ALL ASSOCIATED INCIDENTALS SHALL BE PAID FOR UNDER ITEM AR150530 - TRAFFIC MAINTENANCE.

**FOR BID**



Offices Nationwide  
www.hanson-inc.com  
  
Hanson Professional Services Inc.  
1525 S. 6th Street  
Springfield, IL 62703  
phone: 217-788-2450  
fax: 217-788-2503

Illinois Licensed  
Professional Service Corporation  
#184-001084



**ST. LOUIS REGIONAL AIRPORT AUTHORITY**

ST. LOUIS REGIONAL AIRPORT  
8 TERMINAL DRIVE  
EAST ALTON, ILLINOIS 62024



DATE SIGNED: 9/22/2023 LICENSE EXPIRES: 11/30/2023

**REHABILITATE AUTOMOBILE PARKING LOTS**

IDA No: ALN-5039

Contract No. SR097

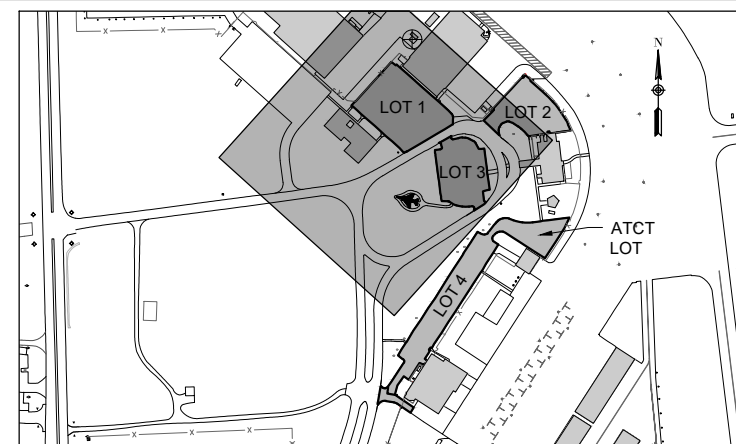
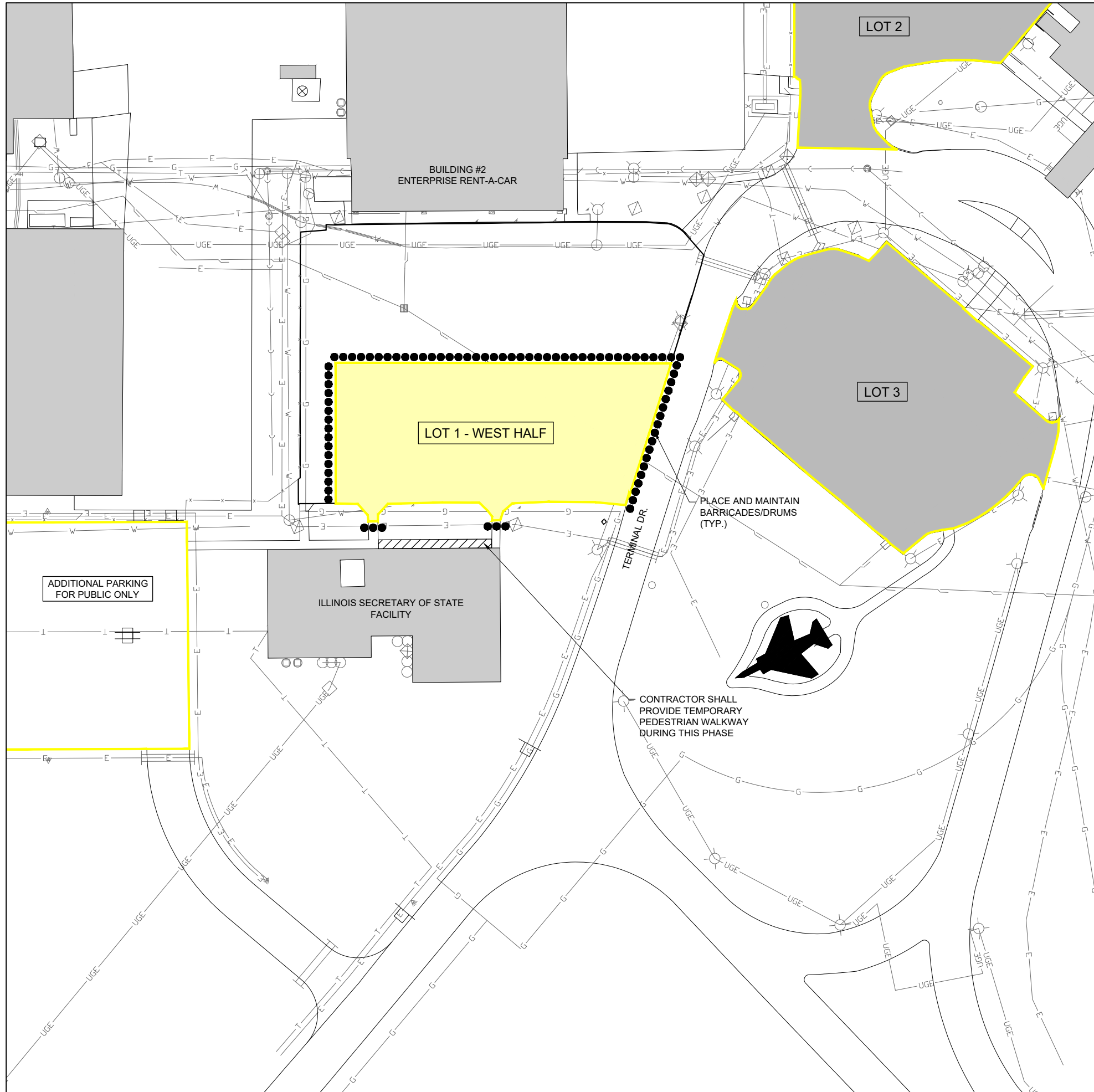

NO.	DATE	DESCRIPTION		
		DES	DWN	REV

ISSUE: SEPTEMBER 22, 2023  
PROJECT NO: 22A0112  
CAD FILE: G-004-SFY.DWG  
DESIGN BY: JRH 8/30/2023  
DRAWN BY: JRH 8/30/2023  
REVIEWED BY: BSS 9/1/2023

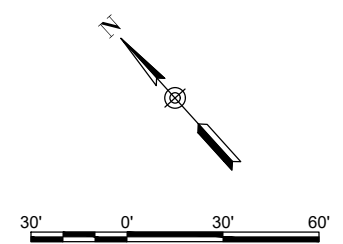
SHEET TITLE

**PROPOSED PHASE 1A - BASE BID**

OCT 06, 2023 3:05 PM STOLZ01647 1\22\JOBS\22A0112\CAD\AIRPORT\SHEET\G-004-SFY.DWG



KEY PLAN



**LEGEND**

- EXISTING IMPROVEMENTS
- EXISTING BUILDINGS
- PROPOSED PAVEMENT
- PHASE 1B (LOT 1 - WEST) WORK AREA
- PHASE 1B (LOT 2 & 3) ALTERNATE PARKING
- EXISTING FENCE
- PROPOSED BARRICADES/DRUMS

**PHASE 1B NOTES**

1. PHASE 1B WORK WILL BE LIMITED TO LOT 1 - WEST.
2. LOT 2 AND LOT 3 WILL BE AVAILABLE FOR ALTERNATE PARKING DURING THE DURATION OF PHASE 3B WORK.
3. AIRPORT SECURITY SHALL BE MAINTAINED THROUGHOUT THE PROJECT. THE CONTRACTOR SHALL BE RESTRICTED TO THE DESIGNATED WORK AREAS. NO AIRFIELD ACCESS WILL BE NECESSARY DURING PHASE 1B WORK.
4. BARRICADES SHALL BE IN PLACE PRIOR TO BEGINNING CONSTRUCTION.
5. CONTRACTOR MAY TEMPORARILY STAGE CONSTRUCTION EQUIPMENT IN PHASE 1B WORK AREA FOR DURATION OF PHASE 1B WORK.
6. THE COSTS FOR PROVISION, PLACEMENT, MAINTENANCE AND REMOVAL OF BARRICADES AND ALL ASSOCIATED INCIDENTALS SHALL BE PAID FOR UNDER ITEM AR150520 MOBILIZATION.
7. TEMPORARY PEDESTRIAN WALKWAY SHALL BE SUFFICIENT WIDTH TO ACCOMMODATE PEDESTRIAN TRAFFIC, BUT IN NO CASE SHALL IT BE LESS THAN 5 FEET IN WIDTH, SHALL BE PROVIDED WITH A DURABLE WALKING SURFACE, AND WALKWAY SHOULD HAVE NO TRIPPING HAZARDS AS BEST AS POSSIBLE.
8. TEMPORARY PEDESTRIAN WALKWAY AND ALL ASSOCIATED INCIDENTALS SHALL BE PAID FOR UNDER ITEM AR150530 - TRAFFIC MAINTENANCE.

OCT 06, 2023 3:05 PM STOLZ01547 1:22:08S22A0112DCAD\AIRPORT\ISHEETC-004-SFY.DWG



Offices Nationwide  
www.hanson-inc.com

Hanson Professional Services Inc.  
1525 S. 6th Street  
Springfield, IL 62703  
phone: 217-788-2450  
fax: 217-788-2503

Illinois Licensed  
Professional Service Corporation  
#184-001084



ST. LOUIS REGIONAL  
AIRPORT AUTHORITY

ST. LOUIS REGIONAL AIRPORT  
8 TERMINAL DRIVE  
EAST ALTON, ILLINOIS 62024



DATE SIGNED: 9/22/2023 LICENSE EXPIRES: 11/30/2023

**REHABILITATE  
AUTOMOBILE PARKING  
LOTS**

IDA No: ALN-5039

Contract No. SR097


NO.	DATE	DESCRIPTION		
		DES	DWN	REV

ISSUE: SEPTEMBER 22, 2023

PROJECT NO: 22A0112

CAD FILE: G-004-SFY.DWG

DESIGN BY: JRH 8/30/2023

DRAWN BY: JRH 8/30/2023

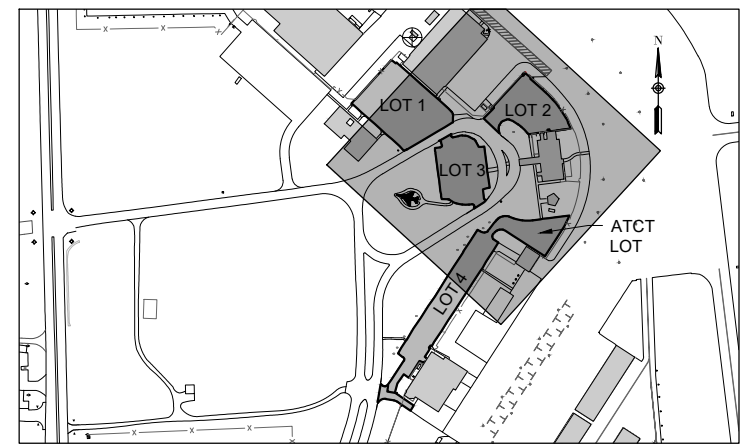
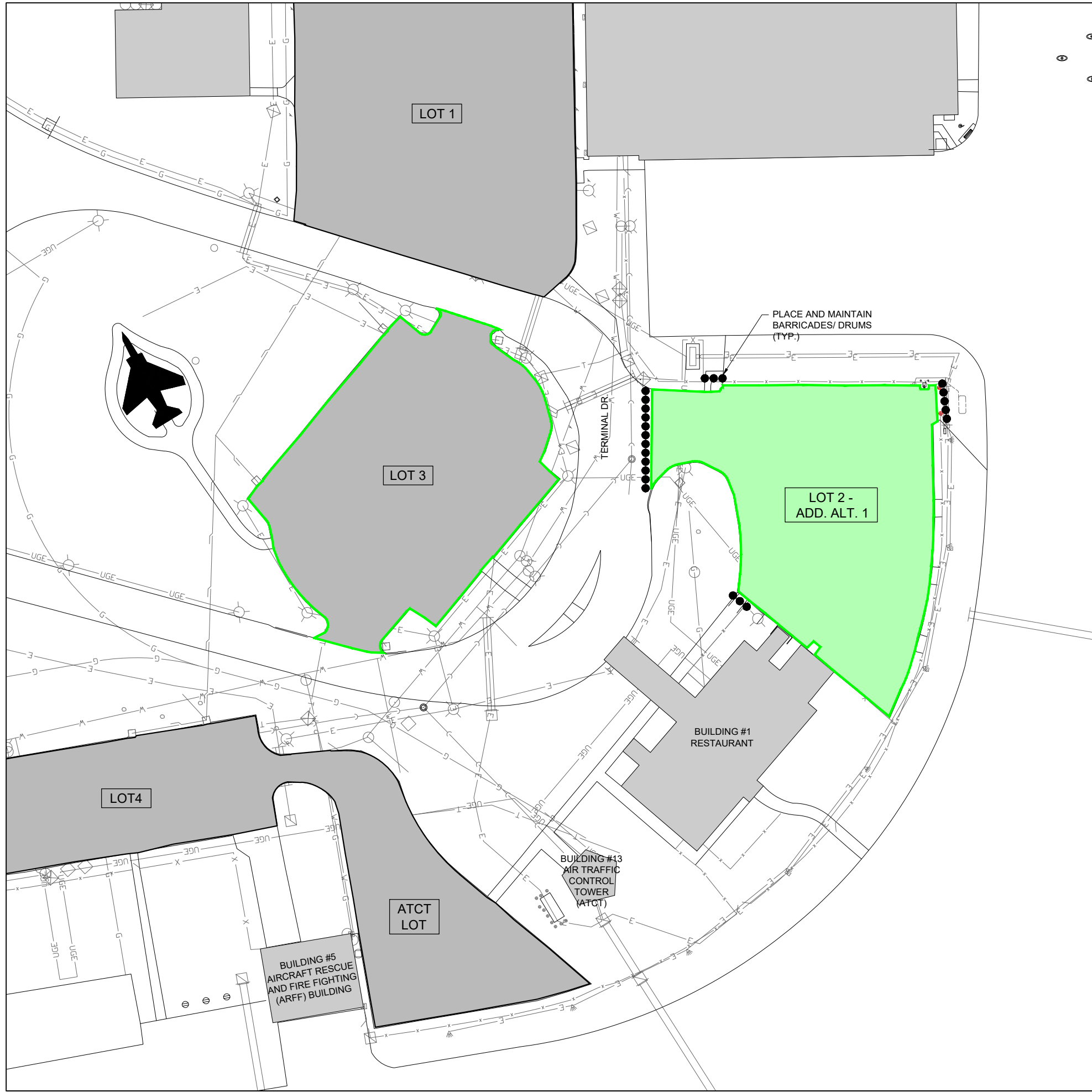
REVIEWED BY: BSS 9/1/2023

SHEET TITLE

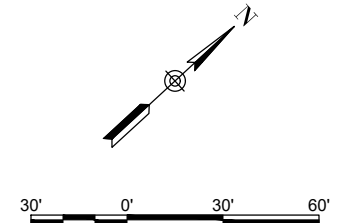
**PROPOSED PHASE  
1B - BASE BID**

**FOR BID**

OCT 06, 2023 3:05 PM STOLZ01547  
 I:\22\JOBS\22A0112\CAD\AIRPORT\ISHEETC-004-SFY.DWG



KEY PLAN



**LEGEND**

- EXISTING IMPROVEMENTS
- EXISTING BUILDINGS
- PROPOSED PAVEMENT
- PHASE 1 (LOT 2) WORK AREA
- PHASE 1 (LOT 3) ALTERNATE PARKING
- EXISTING FENCE
- PROPOSED BARRICADES/DRUMS

**PHASE 2 NOTES**

1. PHASE 2 WORK WILL BE LIMITED TO LOT 2.
2. LOT 3 WILL BE AVAILABLE FOR ALTERNATE PARKING DURING THE DURATION OF PHASE 2 WORK.
3. AIRPORT SECURITY SHALL BE MAINTAINED THROUGHOUT THE PROJECT. THE CONTRACTOR SHALL BE RESTRICTED TO THE DESIGNATED WORK AREAS. THE CONTRACTOR SHALL ENSURE THAT AIRFIELD ACCESS POINTS IN LOT 2 ARE MONITORED WHEN OPEN AND LOCKED WHEN NOT IN USE TO PREVENT UNAUTHORIZED ACCESS TO THE AIRPORT MOVEMENT AREA.
4. BARRICADES SHALL BE IN PLACE PRIOR TO BEGINNING CONSTRUCTION.
5. CONTRACTOR MAY TEMPORARILY STAGE CONSTRUCTION EQUIPMENT IN PHASE 2 WORK AREA FOR DURATION OF PHASE 2 WORK.
6. THE COSTS FOR PROVISION, PLACEMENT, MAINTENANCE AND REMOVAL OF BARRICADES AND ALL ASSOCIATED INCIDENTALS SHALL BE PAID FOR UNDER ITEM AR150530 - TRAFFIC MAINTENANCE.



Offices Nationwide  
 www.hanson-inc.com

Hanson Professional Services Inc.  
 1525 S. 6th Street  
 Springfield, IL 62703  
 phone: 217-788-2450  
 fax: 217-788-2503

Illinois Licensed  
 Professional Service Corporation  
 #184-001084



ST. LOUIS REGIONAL  
 AIRPORT AUTHORITY

ST. LOUIS REGIONAL AIRPORT  
 8 TERMINAL DRIVE  
 EAST ALTON, ILLINOIS 62024



DATE SIGNED: 9/22/2023 LICENSE EXPIRES: 11/30/2023

**REHABILITATE  
 AUTOMOBILE PARKING  
 LOTS**

IDA No: ALN-5039

Contract No. SR097


NO.	DATE	DESCRIPTION		
		DES	DWN	REV

ISSUE: SEPTEMBER 22, 2023

PROJECT NO: 22A0112

CAD FILE: G-004-SFY.DWG

DESIGN BY: JRH 8/30/2023

DRAWN BY: JRH 8/30/2023

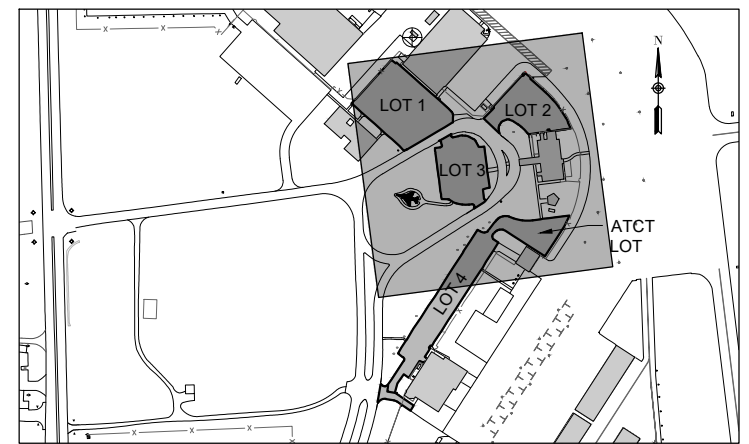
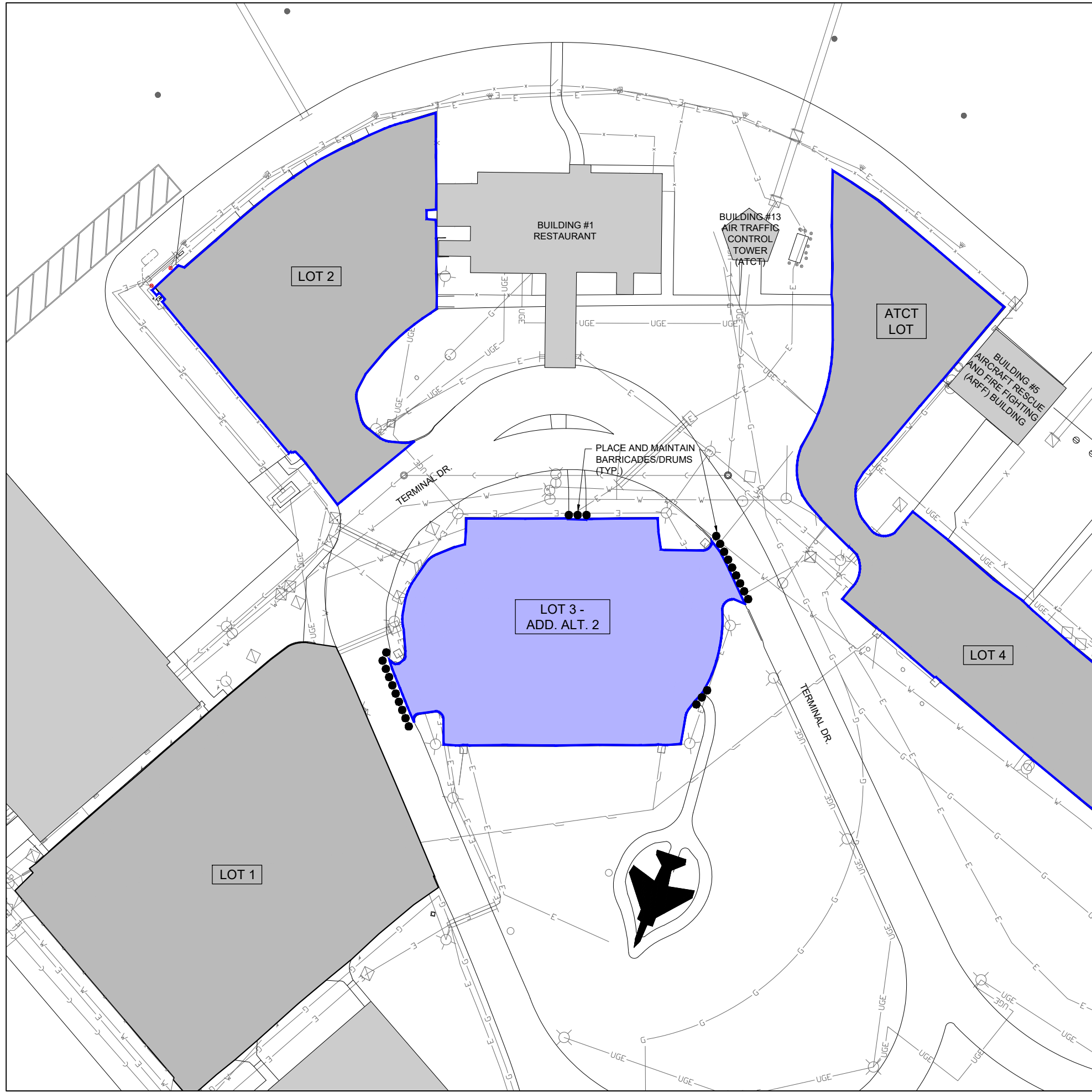
REVIEWED BY: BSS 9/1/2023

SHEET TITLE

PROPOSED PHASE 2  
 - ADD. ALT. 1

**FOR BID**

OCT 06, 2023 3:05 PM STOLZ01547  
 1:22:08S22A0112DCAD\AIRPORT\ISHEETC-04-SFY.DWG



KEY PLAN



**LEGEND**

- EXISTING IMPROVEMENTS
- EXISTING BUILDINGS
- PROPOSED PAVEMENT
- PHASE 2 (LOT 3) WORK AREA
- PHASE 2 (LOT 2) ALTERNATE PARKING
- EXISTING FENCE
- PROPOSED BARRICADES/DRUMS

**PHASE 3 NOTES**

1. PHASE 3 WORK WILL BE LIMITED TO LOT 3.
2. LOT 2 & 4 WILL BE AVAILABLE FOR ALTERNATE PARKING DURING THE DURATION OF PHASE 3 WORK.
3. AIRPORT SECURITY SHALL BE MAINTAINED THROUGHOUT THE PROJECT. THE CONTRACTOR SHALL BE RESTRICTED TO THE DESIGNATED WORK AREAS. NO AIRFIELD ACCESS WILL BE NECESSARY DURING PHASE 3 WORK.
4. BARRICADES SHALL BE IN PLACE PRIOR TO BEGINNING CONSTRUCTION.
5. CONTRACTOR MAY TEMPORARILY STAGE CONSTRUCTION EQUIPMENT IN PHASE 3 WORK AREA FOR DURATION OF PHASE 3 WORK.
6. THE COSTS FOR PROVISION, PLACEMENT, MAINTENANCE AND REMOVAL OF BARRICADES AND ALL ASSOCIATED INCIDENTALS SHALL BE PAID FOR UNDER ITEM AR150530 - TRAFFIC MAINTENANCE.



Offices Nationwide  
 www.hanson-inc.com

Hanson Professional Services Inc.  
 1525 S. 6th Street  
 Springfield, IL 62703  
 phone: 217-788-2450  
 fax: 217-788-2503

Illinois Licensed  
 Professional Service Corporation  
 #184-001084



ST. LOUIS REGIONAL  
 AIRPORT AUTHORITY

ST. LOUIS REGIONAL AIRPORT  
 8 TERMINAL DRIVE  
 EAST ALTON, ILLINOIS 62024



DATE SIGNED: 9/22/2023 LICENSE EXPIRES: 11/30/2023

**REHABILITATE  
 AUTOMOBILE PARKING  
 LOTS**

IDA No: ALN-5039

Contract No. SR097


NO.	DATE	DESCRIPTION		
		DES	DWN	REV

ISSUE: SEPTEMBER 22, 2023

PROJECT NO: 22A0112

CAD FILE: G-004-SFY.DWG

DESIGN BY: JRH 8/30/2023

DRAWN BY: JRH 8/30/2023

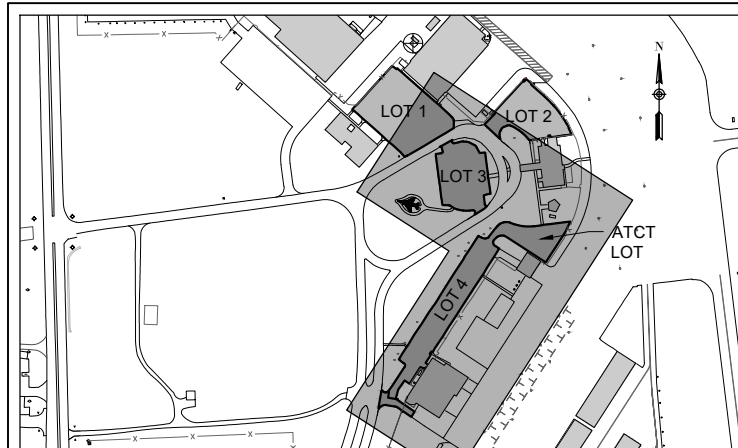
REVIEWED BY: BSS 9/1/2023

SHEET TITLE

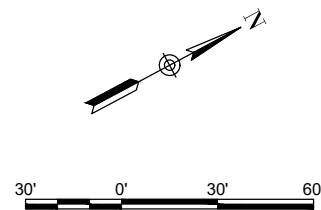
PROPOSED PHASE 3  
 - ADD. ALT 2

**FOR BID**





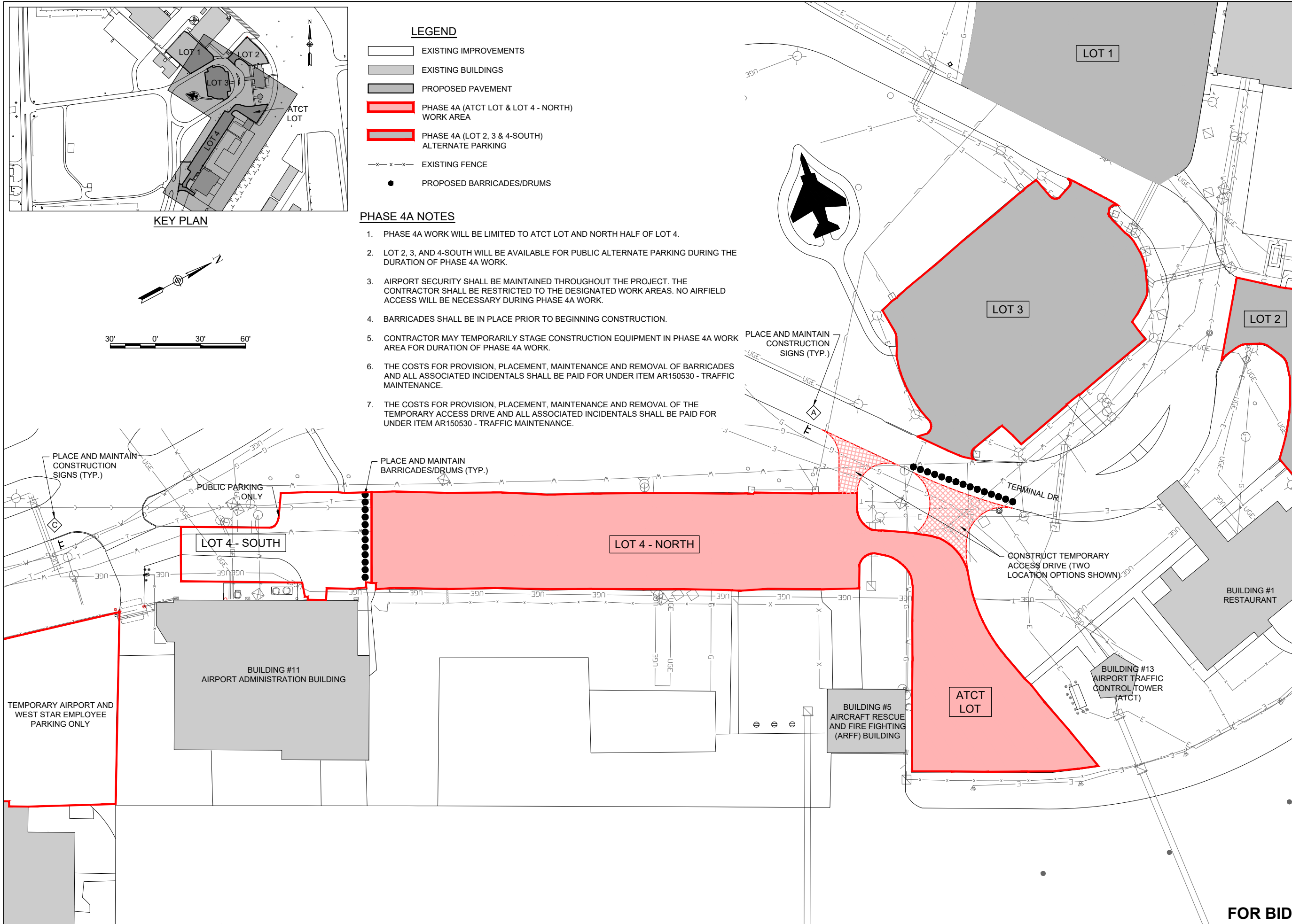
KEY PLAN



- LEGEND**
- EXISTING IMPROVEMENTS
  - EXISTING BUILDINGS
  - PROPOSED PAVEMENT
  - PHASE 4A (ATCT LOT & LOT 4 - NORTH) WORK AREA
  - PHASE 4A (LOT 2, 3 & 4-SOUTH) ALTERNATE PARKING
  - EXISTING FENCE
  - PROPOSED BARRICADES/DRUMS

**PHASE 4A NOTES**

1. PHASE 4A WORK WILL BE LIMITED TO ATCT LOT AND NORTH HALF OF LOT 4.
2. LOT 2, 3, AND 4-SOUTH WILL BE AVAILABLE FOR PUBLIC ALTERNATE PARKING DURING THE DURATION OF PHASE 4A WORK.
3. AIRPORT SECURITY SHALL BE MAINTAINED THROUGHOUT THE PROJECT. THE CONTRACTOR SHALL BE RESTRICTED TO THE DESIGNATED WORK AREAS. NO AIRFIELD ACCESS WILL BE NECESSARY DURING PHASE 4A WORK.
4. BARRICADES SHALL BE IN PLACE PRIOR TO BEGINNING CONSTRUCTION.
5. CONTRACTOR MAY TEMPORARILY STAGE CONSTRUCTION EQUIPMENT IN PHASE 4A WORK AREA FOR DURATION OF PHASE 4A WORK.
6. THE COSTS FOR PROVISION, PLACEMENT, MAINTENANCE AND REMOVAL OF BARRICADES AND ALL ASSOCIATED INCIDENTALS SHALL BE PAID FOR UNDER ITEM AR150530 - TRAFFIC MAINTENANCE.
7. THE COSTS FOR PROVISION, PLACEMENT, MAINTENANCE AND REMOVAL OF THE TEMPORARY ACCESS DRIVE AND ALL ASSOCIATED INCIDENTALS SHALL BE PAID FOR UNDER ITEM AR150530 - TRAFFIC MAINTENANCE.



Offices Nationwide  
www.hanson-inc.com

Hanson Professional Services Inc.  
1525 S. 6th Street  
Springfield, IL 62703  
phone: 217-788-2450  
fax: 217-788-2503

Illinois Licensed  
Professional Service Corporation  
#184-001084



ST. LOUIS REGIONAL  
AIRPORT AUTHORITY

ST. LOUIS REGIONAL AIRPORT  
8 TERMINAL DRIVE  
EAST ALTON, ILLINOIS 62024



DATE SIGNED: 9/22/2023 LICENSE EXPIRES: 11/30/2023

**REHABILITATE  
AUTOMOBILE PARKING  
LOTS**

IDA No: ALN-5039

Contract No. SR097

NO.	DATE	DESCRIPTION		
		DES	DWN	REV

ISSUE: SEPTEMBER 22, 2023  
PROJECT NO: 22A0112  
CAD FILE: G-004-SFY.DWG  
DESIGN BY: JRH 8/30/2023  
DRAWN BY: JRH 8/30/2023  
REVIEWED BY: BSS 9/1/2023

SHEET TITLE

**PROPOSED PHASE  
4A - BASE BID**

**FOR BID**



**REHABILITATE  
AUTOMOBILE PARKING  
LOTS**

IDA No: ALN-5039

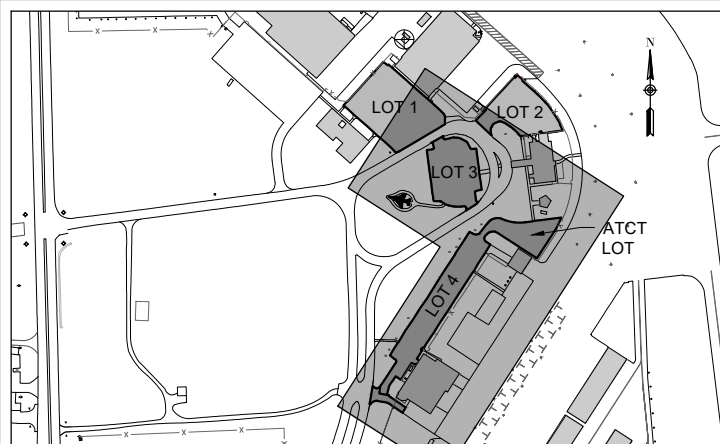
Contract No. SR097


NO.	DATE	DESCRIPTION		
		DES	DWN	REV

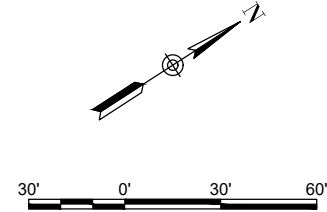
ISSUE: SEPTEMBER 22, 2023  
PROJECT NO: 22A0112  
CAD FILE: G-004-SFY.DWG  
DESIGN BY: JRH 8/30/2023  
DRAWN BY: JRH 8/30/2023  
REVIEWED BY: BSS 9/1/2023

SHEET TITLE

**PROPOSED PHASE  
4B - BASE BID**



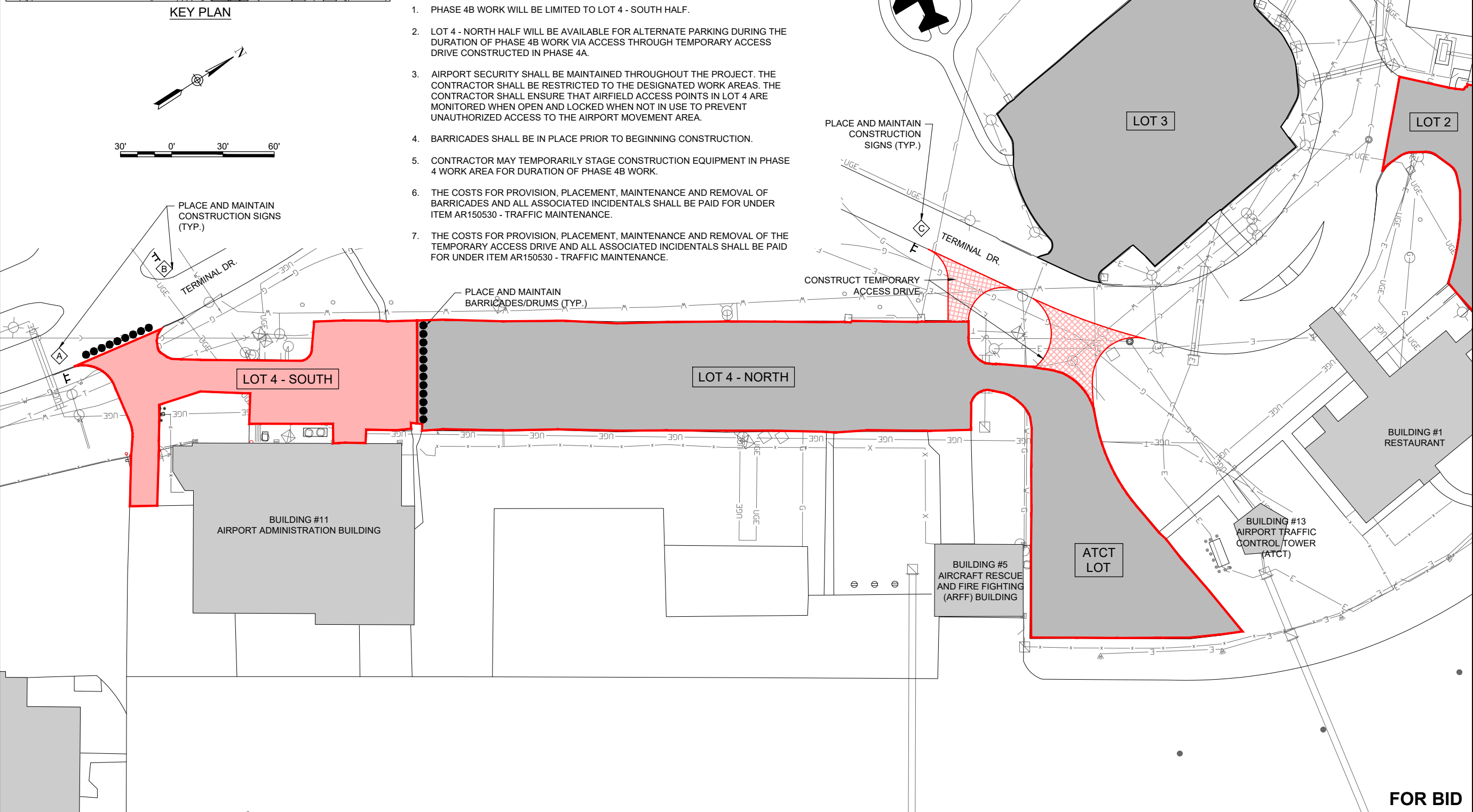
**KEY PLAN**



- LEGEND**
- EXISTING IMPROVEMENTS
  - EXISTING BUILDINGS
  - PROPOSED PAVEMENT
  - PHASE 4B (LOT 4 - SOUTH) WORK AREA
  - PHASE 4B (LOT 4 - NORTH) ALTERNATE PARKING
  - x-x-x- EXISTING FENCE
  - PROPOSED BARRICADES/DRUMS

**PHASE 4B NOTES**

1. PHASE 4B WORK WILL BE LIMITED TO LOT 4 - SOUTH HALF.
2. LOT 4 - NORTH HALF WILL BE AVAILABLE FOR ALTERNATE PARKING DURING THE DURATION OF PHASE 4B WORK VIA ACCESS THROUGH TEMPORARY ACCESS DRIVE CONSTRUCTED IN PHASE 4A.
3. AIRPORT SECURITY SHALL BE MAINTAINED THROUGHOUT THE PROJECT. THE CONTRACTOR SHALL BE RESTRICTED TO THE DESIGNATED WORK AREAS. THE CONTRACTOR SHALL ENSURE THAT AIRFIELD ACCESS POINTS IN LOT 4 ARE MONITORED WHEN OPEN AND LOCKED WHEN NOT IN USE TO PREVENT UNAUTHORIZED ACCESS TO THE AIRPORT MOVEMENT AREA.
4. BARRICADES SHALL BE IN PLACE PRIOR TO BEGINNING CONSTRUCTION.
5. CONTRACTOR MAY TEMPORARILY STAGE CONSTRUCTION EQUIPMENT IN PHASE 4 WORK AREA FOR DURATION OF PHASE 4B WORK.
6. THE COSTS FOR PROVISION, PLACEMENT, MAINTENANCE AND REMOVAL OF BARRICADES AND ALL ASSOCIATED INCIDENTALS SHALL BE PAID FOR UNDER ITEM AR150530 - TRAFFIC MAINTENANCE.
7. THE COSTS FOR PROVISION, PLACEMENT, MAINTENANCE AND REMOVAL OF THE TEMPORARY ACCESS DRIVE AND ALL ASSOCIATED INCIDENTALS SHALL BE PAID FOR UNDER ITEM AR150530 - TRAFFIC MAINTENANCE.



**FOR BID**






NO.	DATE	DESCRIPTION		
		DES	DWN	REV

ISSUE: SEPTEMBER 22, 2023

PROJECT NO: 22A0112

CAD FILE: C-301-TYP.DWG

DESIGN BY: CWS 8/3/2023

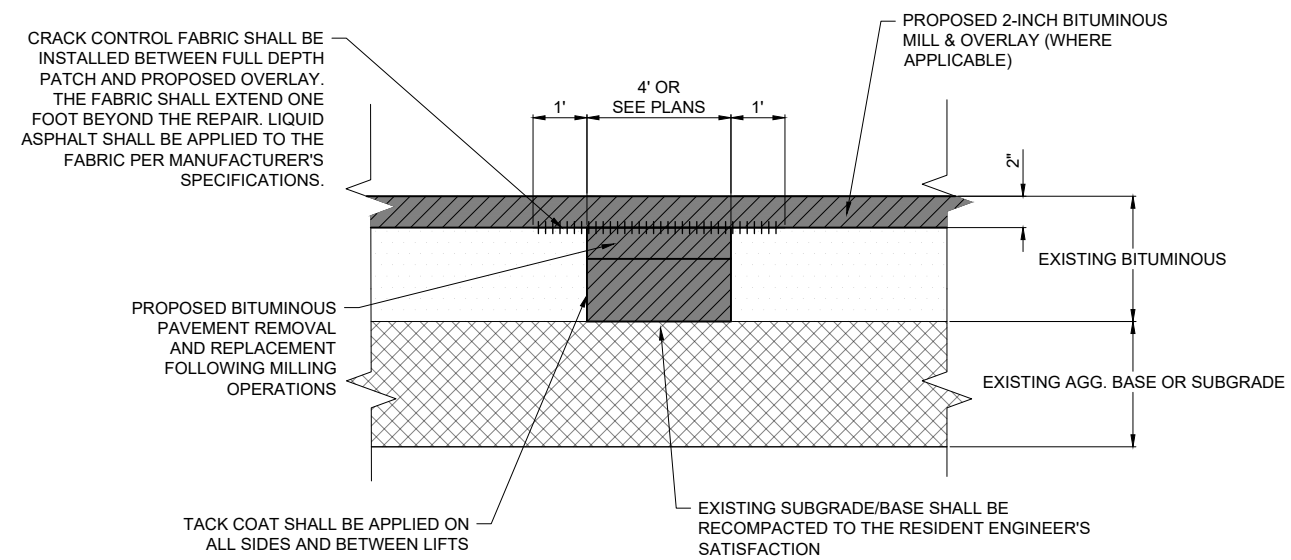
DRAWN BY: CWS 8/3/2023

REVIEWED BY: BSS 9/1/2023

SHEET TITLE

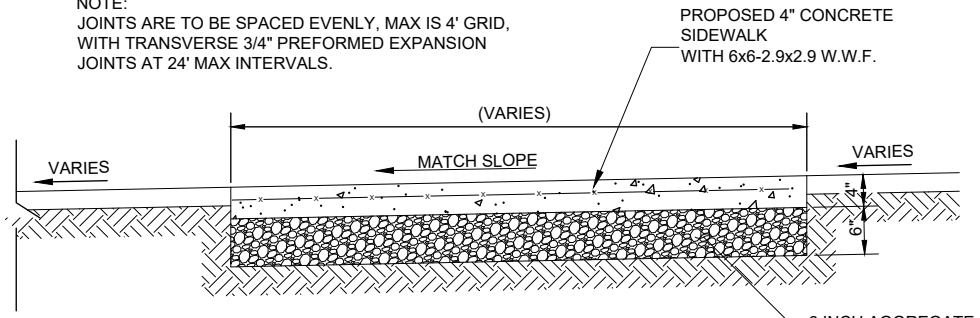
TYPICAL SECTIONS

**FOR BID**



**ITEM 401916 REMOVE & REPLACE BITUMINOUS PAVEMENT - TYPE B  
"PAVEMENT REPAIR"**  
NOT TO SCALE

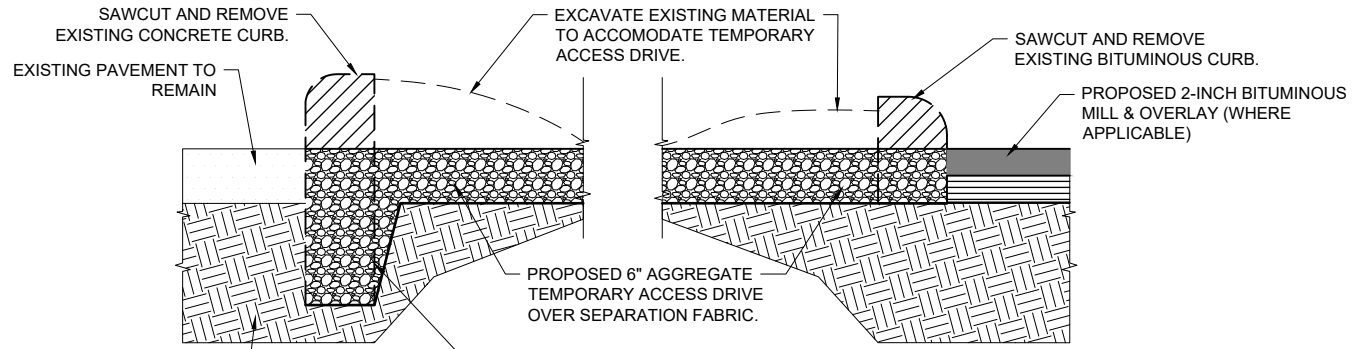
NOTE:  
JOINTS ARE TO BE SPACED EVENLY, MAX IS 4' GRID,  
WITH TRANSVERSE 3/4" PREFORMED EXPANSION  
JOINTS AT 24' MAX INTERVALS.



NOTES

3/4" PREFORMED JOINT FILLER TO BE USED IN ALL LOCATIONS WHERE SIDEWALK IS ADJACENT TO EXISTING PAVEMENT.

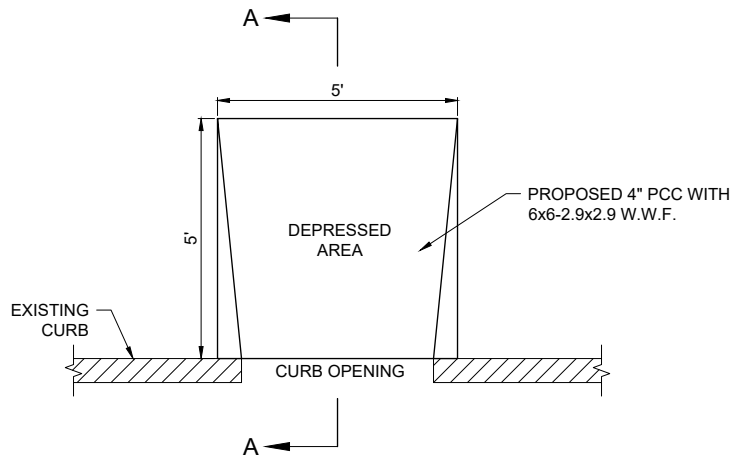
**4" PCC SIDEWALK DETAIL**  
NOT TO SCALE



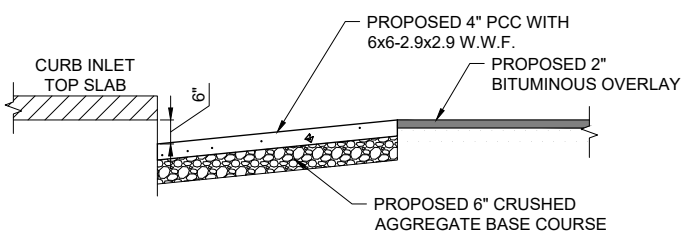
**TEMPORARY ACCESS  
DRIVE DETAIL**  
NOT TO SCALE

NOTES:

- COSTS ASSOCIATED WITH INSTALLATION OF TEMPORARY ACCESS DRIVE SHALL BE INCIDENTAL TO ITEM AR150530 - TRAFFIC MAINTENANCE.
- CONTRACTOR MAY ELECT TO USE THE PROJECT'S ASPHALT MILLINGS FOR THE CONSTRUCTION OF THE TEMPORARY ACCESS DRIVE.
- FOLLOWING REMOVAL OF TEMPORARY ACCESS DRIVE, CONTRACTOR SHALL RESTORE CURB CUTS WITH NEW CONCRETE CURB AND DIRT BACKFILL BEHIND CURB. COST FOR RESTORATION OF TEMPORARY ACCESS DRIVE AND CURBS SHALL BE INCIDENTAL TO ITEM AR150530 - TRAFFIC MAINTENANCE.

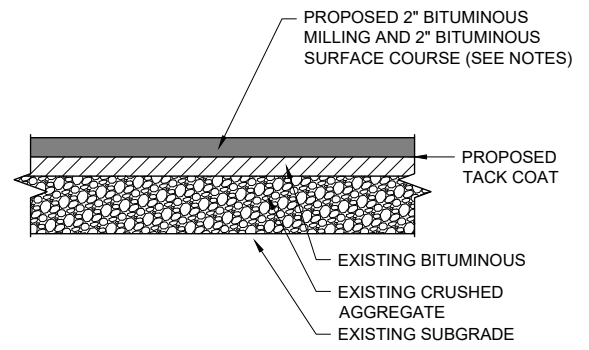


**ADJUST INLET - PLAN VIEW**  
NOT TO SCALE



**ADJUST INLET - SECTION A-A VIEW**  
NOT TO SCALE

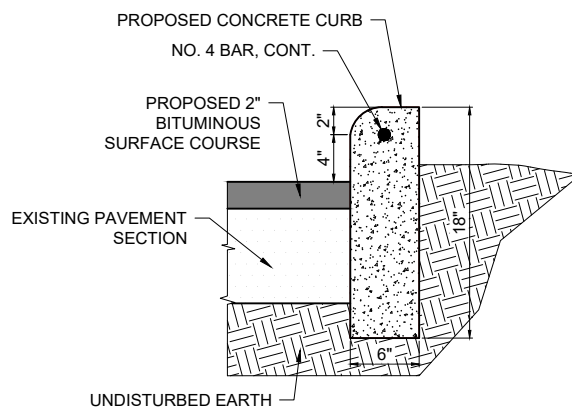
ADJUST INLET NOTE:  
PROPOSED ADJUST INLET WORK SHALL CONSIST OF REMOVING EXISTING BITUMINOUS PAVEMENT AND INSTALLING A 5'X5' CONCRETE APRON IN FRONT OF EXISTING CURB INLET TO ALLOW FOR PROPER STORM WATER DRAINAGE INTO THE EXISTING INLET. PAVEMENT REMOVAL, PCC, CRUSHED AGGREGATE BASE COURSE, AND ASSOCIATED ITEMS SHALL BE PAID FOR UNDER ITEM 751940 - "ADJUST INLET".



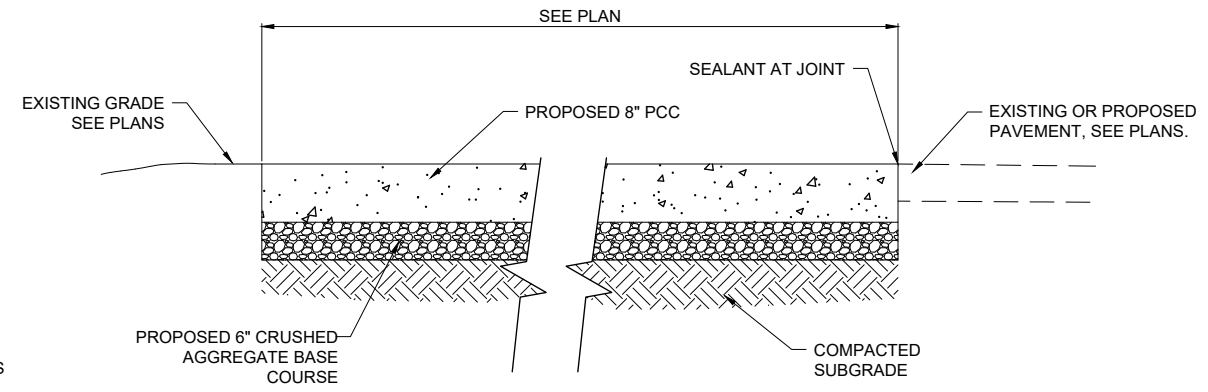
**PARKING LOT - TYPICAL SECTION**  
NOT TO SCALE

NOTES:

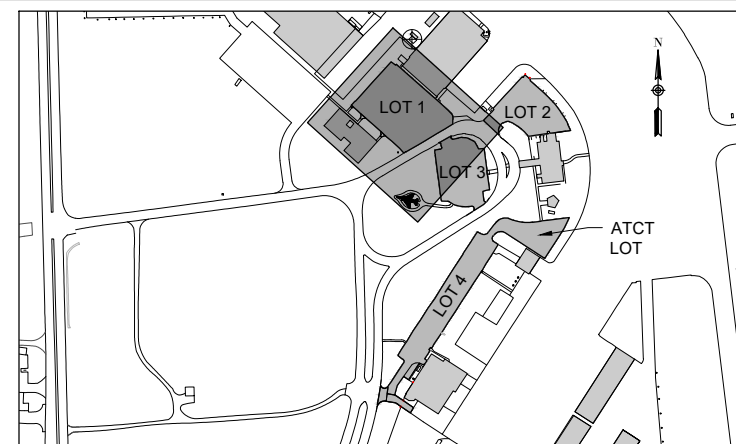
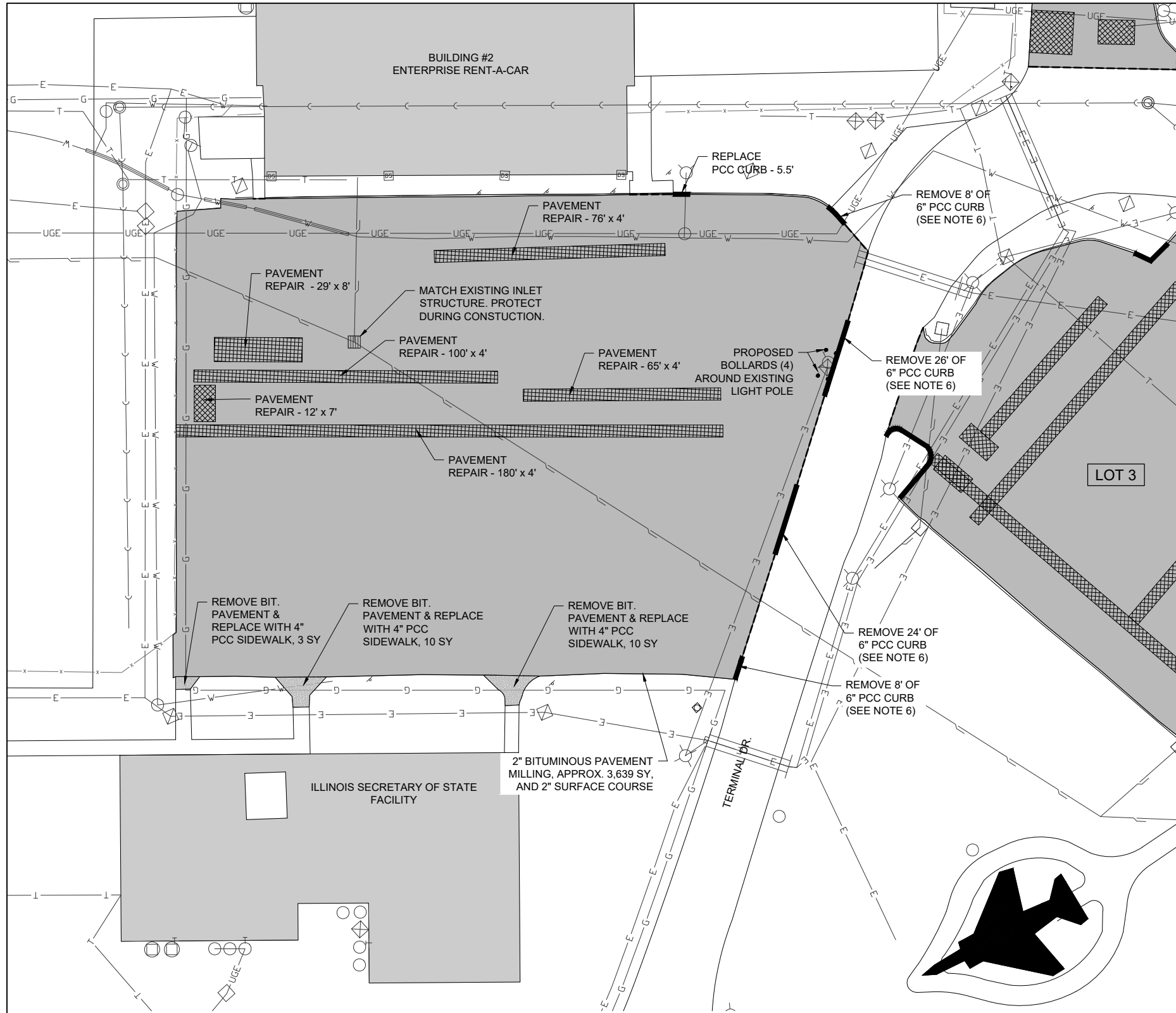
- SECTION 406 OF THE "STANDARD SPECIFICATIONS FOR ROAD AND BRIDGE CONSTRUCTION," ADOPTED JANUARY 1, 2022 SHALL GOVERN ALL MATERIAL REQUIREMENTS FOR THIS ITEM.
- THE 2" BITUMINOUS SURFACE COURSE SHALL CONSIST OF HOT-MIX ASPHALT SURFACE COURSE, MIX "C", N50 (IL9.5)
- AIR VOIDS SHALL BE 4% @ 50 GYR
- THE "AC TYPE" SHALL BE "PG 70-22".



**CONCRETE CURB/PAVEMENT DETAIL**  
NOT TO SCALE



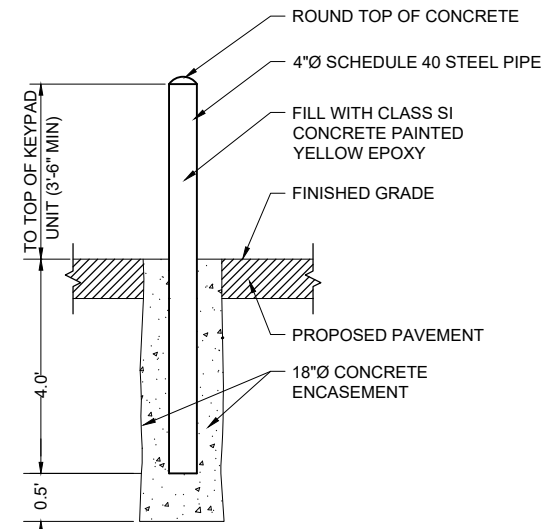
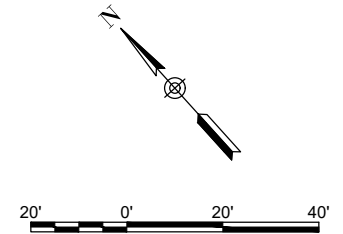
**PROPOSED CONCRETE DRIVEWAY SECTION**  
NOT TO SCALE



KEY PLAN

LEGEND

- EXISTING IMPROVEMENTS
- EXISTING BUILDINGS
- PROPOSED PAVEMENT
- PROPOSED PAVEMENT REPAIR
- PROPOSED REPLACE OR REMOVE CURB (SEE PLAN NOTES)
- PROPOSED CONCRETE SIDEWALK
- PROPOSED SAWCUT



NOTES

1. THE EXPOSED PORTION OF THE BOLLARD SHALL BE PAINTED YELLOW EPOXY.
2. BOLLARD SPACING SHALL BE DETERMINED IN THE FIELD BY RESIDENT ENGINEER/TECHNICIAN.

BOLLARD DETAIL

NOT TO SCALE

NOTES

1. EXISTING HMA PAVEMENT IN LOT 1 CONSISTS OF 7"-8" OF BITUMINOUS ON 10"-11" OF CRUSHED AGGREGATE.
2. ALL REFERENCES TO "PAVEMENT REPAIR" SHALL BE PAID FOR UNDER ITEM AR401916 - "REM & REP BIT PAVEMENT - TYPE B". LOCATIONS WILL BE LAID OUT BY THE RESIDENT ENGINEER/TECHNICIAN FOLLOWING PAVEMENT MILLING.
3. CONTRACTOR SHALL PROTECT ALL ADJACENT PAVEMENT EDGES DURING MILLING AND PAVING OPERATIONS. ANY DAMAGE DONE TO EXISTING PAVEMENT OR MARKINGS SHALL BE REPAIRED OR REMARKED AT THE CONTRACTOR'S EXPENSE.
4. ALL MILLED MATERIAL SHALL BE HAULED OFFSITE UNLESS OTHERWISE DIRECTED BY THE RESIDENT ENGINEER/TECHNICIAN.
5. THE COSTS FOR REMOVAL AND DISPOSAL OF EXISTING CONCRETE PARKING BLOCKS AND ALL ASSOCIATED INCIDENTALS SHALL BE INCIDENTAL TO THE PROJECT.
6. REMOVAL OF 6" PCC CURB SHALL CONSIST OF CHIPPING OUT THE PCC CURB TO A DEPTH OF 6" PRIOR TO MILLING OPERATIONS. FOLLOWING MILLING OPERATIONS, TACK AND ASPHALT SHALL BE PLACED TO A LEVEL DEPTH WITH THE TOP OF THE MILLING SURFACE (INCIDENTAL). THE COSTS FOR REMOVAL OF 6" PCC CURB SHALL BE PAID FOR UNDER ITEM 800469 REMOVE BITUMINOUS & PCC PAVEMENT.



Offices Nationwide  
www.hanson-inc.com

Hanson Professional Services Inc.  
1525 S. 6th Street  
Springfield, IL 62703  
phone: 217-788-2450  
fax: 217-788-2503

Illinois Licensed  
Professional Service Corporation  
#184-001084



ST. LOUIS REGIONAL  
AIRPORT AUTHORITY

ST. LOUIS REGIONAL AIRPORT  
8 TERMINAL DRIVE  
EAST ALTON, ILLINOIS 62024



DATE SIGNED: 9/22/2023 LICENSE EXPIRES: 11/30/2023

REHABILITATE  
AUTOMOBILE PARKING  
LOTS

IDA No: ALN-5039

Contract No. SR097


NO.	DATE	DESCRIPTION		
		DES	DWN	REV

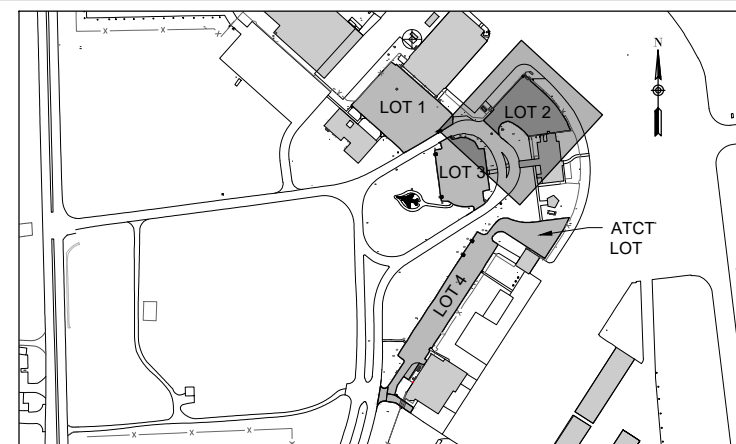
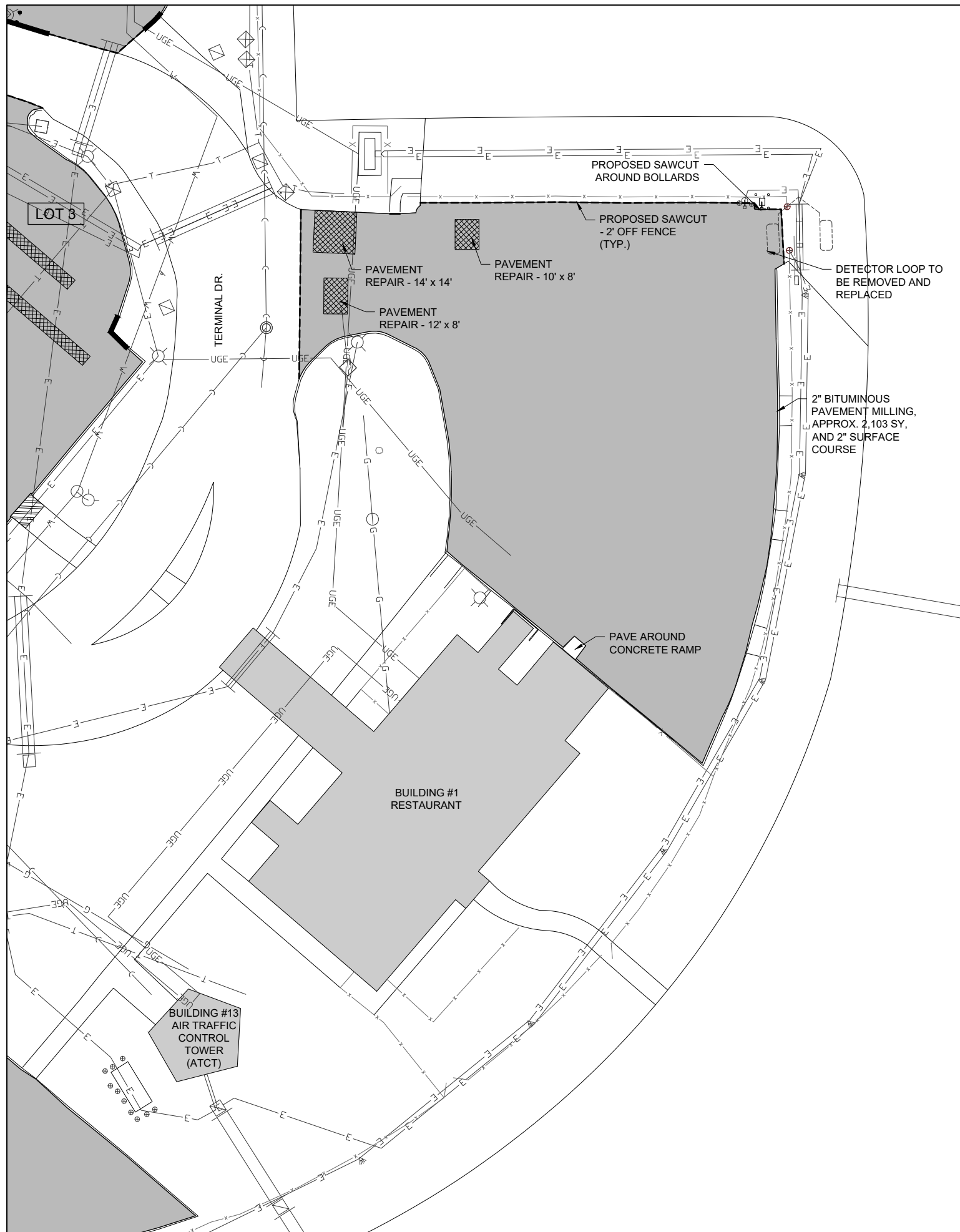
ISSUE: SEPTEMBER 22, 2023  
PROJECT NO: 22A0112  
CAD FILE: C-121-CON.DWG  
DESIGN BY: JRH 8/28/2023  
DRAWN BY: KCD 8/28/2023  
REVIEWED BY: BSS 9/1/2023

SHEET TITLE

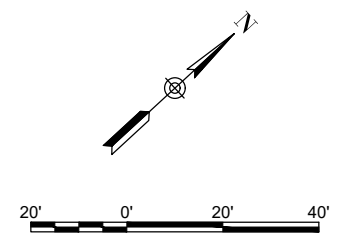
CONSTRUCTION  
PLAN LOT 1 - BASE  
BID

FOR BID

OCT 06, 2023 3:06 PM STOLZ01547 1:22JOBS22A0112D\CAD\AIRPORT\SHHEET-C-121-CON.DWG



KEY PLAN



LEGEND

- EXISTING IMPROVEMENTS
- EXISTING BUILDINGS
- PROPOSED PAVEMENT
- PROPOSED PAVEMENT REPAIR
- PROPOSED REPLACE OR REMOVE CURB (SEE PLAN NOTES)
- PROPOSED CONCRETE SIDEWALK
- PROPOSED SAWCUT

NOTES

1. EXISTING HMA PAVEMENT IN LOT 2 CONSISTS OF 6"-7" OF BITUMINOUS ON EXISTING SUBGRADE.
2. ALL REFERENCES TO "PAVEMENT REPAIR" SHALL BE PAID FOR UNDER ITEM AS401916 - "REM & REP BIT PAVEMENT - TYPE B". LOCATIONS WILL BE LAID OUT BY THE RESIDENT ENGINEER/TECHNICIAN FOLLOWING PAVEMENT MILLING.
3. CONTRACTOR SHALL PROTECT ALL ADJACENT PAVEMENT EDGES DURING MILLING AND PAVING OPERATIONS. ANY DAMAGE DONE TO EXISTING PAVEMENT OR MARKINGS SHALL BE REPAIRED OR REMARKED AT THE CONTRACTOR'S EXPENSE.
4. ALL MILLED MATERIAL SHALL BE HAULED OFFSITE UNLESS OTHERWISE DIRECTED BY THE RESIDENT ENGINEER/TECHNICIAN.
5. THE COSTS FOR REMOVAL AND DISPOSAL OF EXISTING CONCRETE PARKING BLOCKS AND ALL ASSOCIATED INCIDENTALS SHALL BE INCIDENTAL TO THE PROJECT.
6. EXISTING VEHICLE DETECTOR LOOP SHALL BE RE-ESTABLISHED FOLLOWING BITUMINOUS OVERLAY. CONTRACTOR SHALL BE RESPONSIBLE FOR INSTALLATION, CONNECTION TO THE EXISTING ELECTRIC GATE CONTROLLER, AND ALL ITEMS NECESSARY FOR A COMPLETE OPERATIONAL SYSTEM. NEW LOOPS SHALL BE INSTALLED A MINIMUM OF 6' AWAY FROM THE SLIDE GATE. COORDINATE AND ADJUST DISTANCE WITH AIRPORT MANAGER AND SITE CONDITIONS (ITEM AS162570).



Offices Nationwide  
www.hanson-inc.com

Hanson Professional Services Inc.  
1525 S. 6th Street  
Springfield, IL 62703  
phone: 217-788-2450  
fax: 217-788-2503

Illinois Licensed  
Professional Service Corporation  
#184-001084



ST. LOUIS REGIONAL  
AIRPORT AUTHORITY

ST. LOUIS REGIONAL AIRPORT  
8 TERMINAL DRIVE  
EAST ALTON, ILLINOIS 62024



DATE SIGNED: 9/22/2023 LICENSE EXPIRES: 11/30/2023

REHABILITATE  
AUTOMOBILE PARKING  
LOTS

IDA No: ALN-5039

Contract No. SR097


NO.	DATE	DESCRIPTION		
		DES	DWN	REV

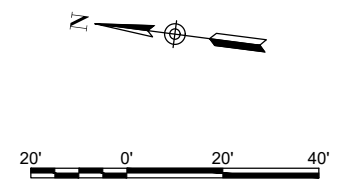
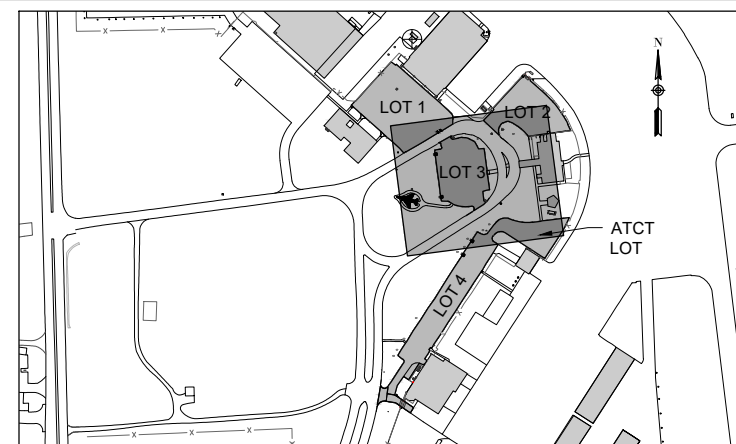
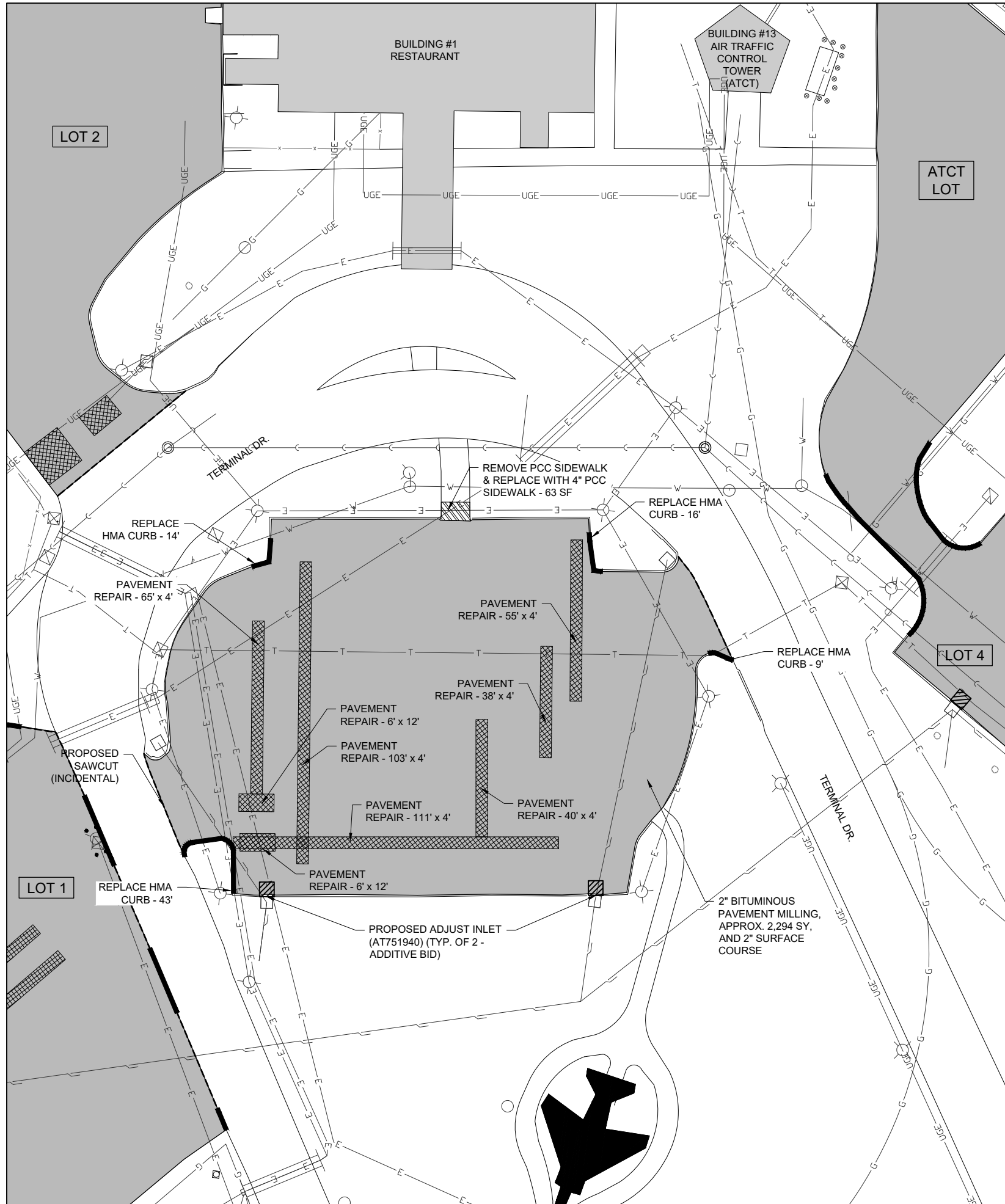
ISSUE: SEPTEMBER 22, 2023  
PROJECT NO: 22A0112  
CAD FILE: C-121-CON.DWG  
DESIGN BY: JRH 8/28/2023  
DRAWN BY: KCD 8/28/2023  
REVIEWED BY: BSS 9/1/2023

SHEET TITLE

CONSTRUCTION  
PLAN LOT 2 - ADD.  
ALT. 1

FOR BID

OCT 06, 2023 3:06 PM STOLZ01547  
I:\22\JOBS\22A0112\CAD\AIRPORT\121-CON.DWG



**LEGEND**

- EXISTING IMPROVEMENTS
- EXISTING BUILDINGS
- PROPOSED PAVEMENT
- PROPOSED PAVEMENT REPAIR
- PROPOSED REPLACE OR REMOVE CURB (SEE PLAN NOTES)
- PROPOSED CONCRETE SIDEWALK
- PROPOSED SAWCUT

**NOTES**

1. EXISTING HMA PAVEMENT IN LOT 3 CONSISTS OF 6"-7.5" OF BITUMINOUS ON 2" OF CRUSHED AGGREGATE.
2. ALL REFERENCES TO "PAVEMENT REPAIR" SHALL BE PAID FOR UNDER ITEM AT401916 - "REM & REP BIT PAVEMENT - TYPE B". LOCATIONS WILL BE LAID OUT BY THE RESIDENT ENGINEER/TECHNICIAN FOLLOWING PAVEMENT MILLING.
3. CONTRACTOR SHALL PROTECT ALL ADJACENT PAVEMENT EDGES DURING MILLING AND PAVING OPERATIONS. ANY DAMAGE DONE TO EXISTING PAVEMENT OR MARKINGS SHALL BE REPAIRED OR REMARKED AT THE CONTRACTOR'S EXPENSE.
4. ALL MILLED MATERIAL SHALL BE HAULED OFFSITE UNLESS OTHERWISE DIRECTED BY THE RESIDENT ENGINEER/TECHNICIAN.
5. THE COSTS FOR REMOVAL AND DISPOSAL OF EXISTING CONCRETE PARKING BLOCKS AND ALL ASSOCIATED INCIDENTALS SHALL BE INCIDENTAL TO THE PROJECT.
6. PROPOSED ADJUST INLET WORK SHALL CONSIST OF INSTALLING A 5'X5' CONCRETE APRON IN FRONT OF EXISTING CURB INLET TO ALLOW FOR PROPER STORM WATER DRAINAGE INTO THE EXISTING INLET. PAVEMENT REMOVAL, PCC, CRUSHED AGGREGATE BASE COURSE, AND ASSOCIATED ITEMS SHALL BE PAID FOR UNDER ITEM AT751940 - "ADJUST INLET".



Offices Nationwide  
www.hanson-inc.com

Hanson Professional Services Inc.  
1525 S. 6th Street  
Springfield, IL 62703  
phone: 217-788-2450  
fax: 217-788-2503

Illinois Licensed  
Professional Service Corporation  
#184-001084



**ST. LOUIS REGIONAL AIRPORT AUTHORITY**

ST. LOUIS REGIONAL AIRPORT  
8 TERMINAL DRIVE  
EAST ALTON, ILLINOIS 62024



DATE SIGNED: 9/22/2023 LICENSE EXPIRES: 11/30/2023

**REHABILITATE AUTOMOBILE PARKING LOTS**

IDA No: ALN-5039

Contract No. SR097

NO.	DATE	DESCRIPTION		
		DES	DWN	REV

ISSUE: SEPTEMBER 22, 2023

PROJECT NO: 22A0112  
CAD FILE: C-121-CON.DWG  
DESIGN BY: JRH 8/28/2023  
DRAWN BY: KCD 8/28/2023  
REVIEWED BY: BSS 9/1/2023

SHEET TITLE

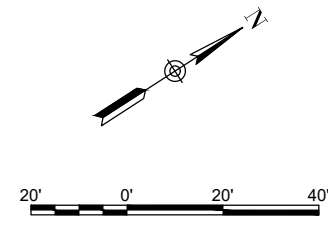
**CONSTRUCTION PLAN LOT 3 - ADD. ALT. 2**

**FOR BID**

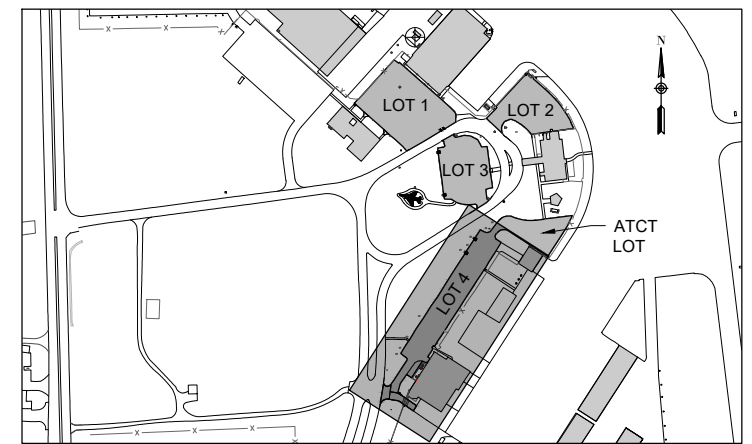
OCT 06, 2023 3:07 PM STOLZ01647 1:22:JOBS\22A0112\CAD\AIRPORT\121-CON.DWG

**NOTES**

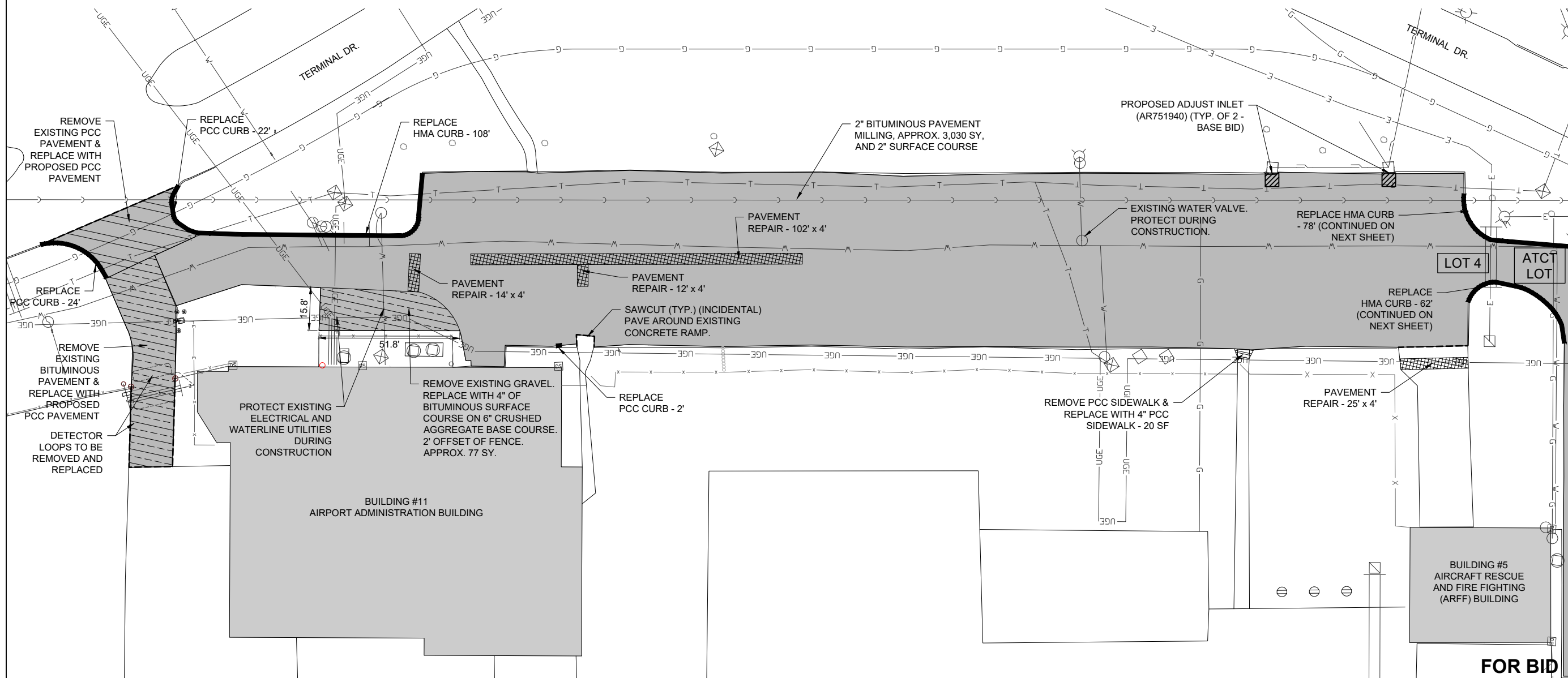
- EXISTING HMA PAVEMENT IN LOT 4 CONSISTS OF 4.75"-5.5" OF BITUMINOUS ON 6"-12" OF CRUSHED AGGREGATE.
- ALL REFERENCES TO "PAVEMENT REPAIR" SHALL BE PAID FOR UNDER ITEM AR401916 - "REM & REP BIT PAVEMENT - TYPE B". LOCATIONS WILL BE LAID OUT BY THE RESIDENT ENGINEER/TECHNICIAN FOLLOWING PAVEMENT MILLING.
- CONTRACTOR SHALL PROTECT ALL ADJACENT PAVEMENT EDGES DURING MILLING AND PAVING OPERATIONS. ANY DAMAGE DONE TO EXISTING PAVEMENT OR MARKINGS SHALL BE REPAIRED OR REMARKED AT THE CONTRACTOR'S EXPENSE.
- ALL MILLED MATERIAL SHALL BE HAULED OFFSITE UNLESS OTHERWISE DIRECTED BY THE RESIDENT ENGINEER/TECHNICIAN.
- THE COSTS FOR REMOVAL AND DISPOSAL OF EXISTING CONCRETE PARKING BLOCKS AND ALL ASSOCIATED INCIDENTALS SHALL BE INCIDENTAL TO THE PROJECT.
- EXISTING VEHICLE DETECTOR LOOP SHALL BE RE-ESTABLISHED FOLLOWING BITUMINOUS OVERLAY. CONTRACTOR SHALL BE RESPONSIBLE FOR INSTALLATION, CONNECTION TO THE EXISTING ELECTRIC GATE CONTROLLER, AND ALL ITEMS NECESSARY FOR A COMPLETE OPERATIONAL SYSTEM. NEW LOOPS SHALL BE INSTALLED A MINIMUM OF 6' AWAY FROM THE SLIDE GATE. COORDINATE AND ADJUST DISTANCE WITH AIRPORT MANAGER AND SITE CONDITIONS (ITEM AR162570).
- EXISTING GRAVEL REMOVAL TO BE PAID FOR UNDER ITEM AR800469 - REMOVE BITUMINOUS & PCC PAVEMENT. PROPOSED PAVEMENT SHALL CONSIST (2) 2" LIFTS OF BITUMINOUS SURFACE COURSE WITH TACK COAT BETWEEN LIFTS ON PRIME COAT ON 6" OF CRUSHED AGGREGATE BASE COURSE. PROPOSED PAVEMENT ITEMS SHALL BE PAID FOR UNDER THEIR RESPECTIVE PAY ITEMS.
- PROPOSED ADJUST INLET WORK SHALL CONSIST OF INSTALLING A 5'X5' CONCRETE APRON IN FRONT OF EXISTING CURB INLET TO ALLOW FOR PROPER STORM WATER DRAINAGE INTO THE EXISTING INLET. PAVEMENT REMOVAL, PCC, CRUSHED AGGREGATE BASE COURSE, AND ASSOCIATED ITEMS SHALL BE PAID FOR UNDER ITEM AR751940 - "ADJUST INLET".



- LEGEND**
- EXISTING IMPROVEMENTS
  - EXISTING BUILDINGS
  - PROPOSED PAVEMENT
  - PROPOSED PAVEMENT REPAIR
  - PROPOSED REPLACE OR REMOVE CURB (SEE PLAN NOTES)
  - PROPOSED CONCRETE SIDEWALK
  - PROPOSED SAWCUT



**KEY PLAN**



**FOR BID**



Offices Nationwide  
www.hanson-inc.com

Hanson Professional Services Inc.  
1525 S. 6th Street  
Springfield, IL 62703  
phone: 217-788-2450  
fax: 217-788-2503

Illinois Licensed  
Professional Service Corporation  
#184-001084



**ST. LOUIS REGIONAL  
AIRPORT AUTHORITY**

ST. LOUIS REGIONAL AIRPORT  
8 TERMINAL DRIVE  
EAST ALTON, ILLINOIS 62024



DATE SIGNED: 9/22/2023 LICENSE EXPIRES: 11/30/2023

**REHABILITATE  
AUTOMOBILE PARKING  
LOTS**

IDA No: ALN-5039

Contract No. SR097

NO.	DATE	DESCRIPTION		
		DES	DWN	REV

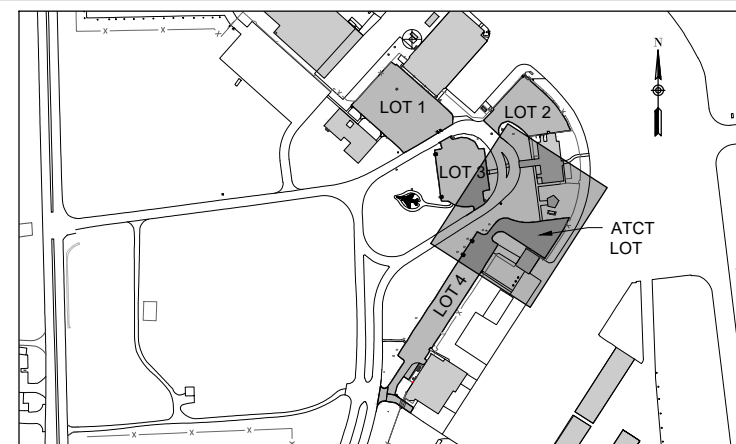
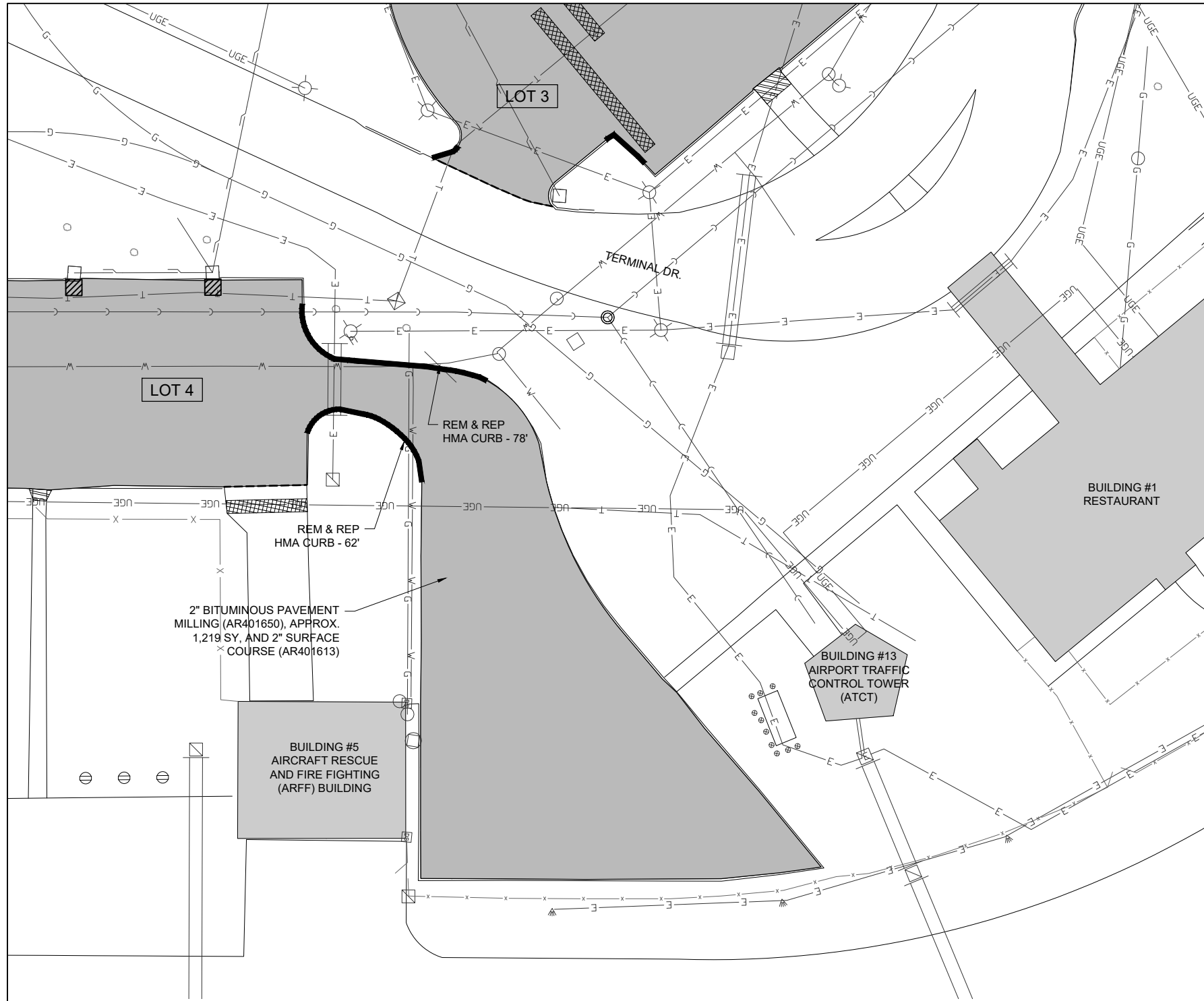
ISSUE: SEPTEMBER 22, 2023  
PROJECT NO: 22A0112  
CAD FILE: C-121-CON.DWG  
DESIGN BY: JRH 8/28/2023  
DRAWN BY: KCD 8/28/2023  
REVIEWED BY: BSS 9/1/2023

SHEET TITLE

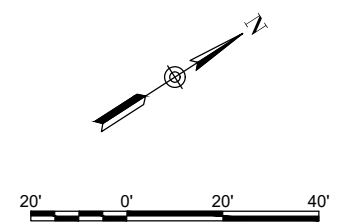
**CONSTRUCTION  
PLAN LOT 4 - BASE  
BID**

OCT 06, 2023 3:07 PM STOLZ01647 1:22:08S22A0112D\CAD\AIRPORT\121-CON.DWG












KEY PLAN



**LEGEND**

-  EXISTING IMPROVEMENTS
-  EXISTING BUILDINGS
-  PROPOSED PAVEMENT
-  PROPOSED PAVEMENT REPAIR
-  PROPOSED REPLACE OR REMOVE CURB (SEE PLAN NOTES)
-  PROPOSED CONCRETE SIDEWALK
-  PROPOSED SAWCUT

**NOTES**

1. EXISTING HMA PAVEMENT IN LOT 1 CONSISTS OF 5" OF BITUMINOUS ON 7" OF CRUSHED AGGREGATE.
2. ALL REFERENCES TO "PAVEMENT REPAIR" SHALL BE PAID FOR UNDER ITEM AR401916 - "REM & REP BIT PAVEMENT - TYPE B". LOCATIONS WILL BE LAID OUT BY THE RESIDENT ENGINEER/TECHNICIAN FOLLOWING PAVEMENT MILLING.
3. CONTRACTOR SHALL PROTECT ALL ADJACENT PAVEMENT EDGES DURING MILLING AND PAVING OPERATIONS. ANY DAMAGE DONE TO EXISTING PAVEMENT OR MARKINGS SHALL BE REPAIRED OR REMARKED AT THE CONTRACTOR'S EXPENSE.
4. ALL MILLED MATERIAL SHALL BE HAULED OFFSITE UNLESS OTHERWISE DIRECTED BY THE RESIDENT ENGINEER/TECHNICIAN.
5. THE COSTS FOR REMOVAL AND DISPOSAL OF EXISTING CONCRETE PARKING BLOCKS AND ALL ASSOCIATED INCIDENTALS SHALL BE INCIDENTAL TO THE PROJECT.



Offices Nationwide  
www.hanson-inc.com  
  
Hanson Professional Services Inc.  
1525 S. 6th Street  
Springfield, IL 62703  
phone: 217-788-2450  
fax: 217-788-2503

Illinois Licensed  
Professional Service Corporation  
#184-001084



ST. LOUIS REGIONAL  
AIRPORT AUTHORITY

ST. LOUIS REGIONAL AIRPORT  
8 TERMINAL DRIVE  
EAST ALTON, ILLINOIS 62024



DATE SIGNED: 9/22/2023 LICENSE EXPIRES: 11/30/2023

**REHABILITATE  
AUTOMOBILE PARKING  
LOTS**

IDA No: ALN-5039

Contract No. SR097


NO.	DATE	DESCRIPTION		
		DES	DWN	REV

ISSUE: SEPTEMBER 22, 2023  
PROJECT NO: 22A0112  
CAD FILE: C-121-CON.DWG  
DESIGN BY: JRH 8/28/2023  
DRAWN BY: KCD 8/28/2023  
REVIEWED BY: BSS 9/1/2023

SHEET TITLE

**CONSTRUCTION  
PLAN ATCT LOT -  
BASE BID**

**FOR BID**

OCT 06, 2023 3:07 PM STOLZ01547  
I:\22\JOBS\22A0112\CAD\AIRPORT\1SHEET\C-121-CON.DWG





**REHABILITATE  
AUTOMOBILE PARKING  
LOTS**

IDA No: ALN-5039

Contract No. SR097


NO.	DATE	DESCRIPTION		
		DES	DWN	REV

ISSUE: SEPTEMBER 22, 2023

PROJECT NO: 22A0112

CAD FILE: C-161-JNT.DWG

DESIGN BY: JRH 9/19/2023

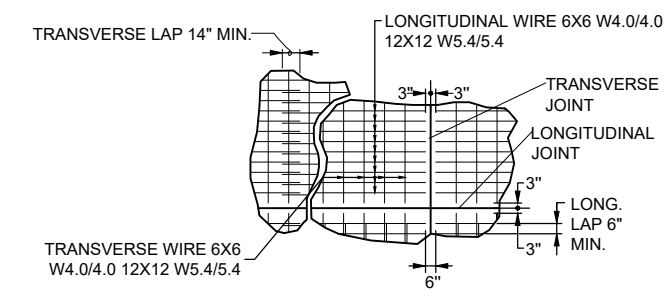
DRAWN BY: JRH 9/19/2023

REVIEWED BY: BSS 9/22/2023

SHEET TITLE

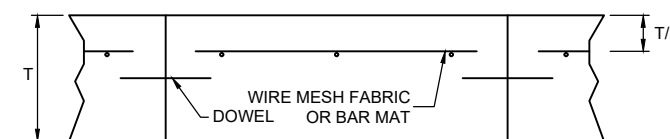
**PROPOSED JOINTING  
DETAILS AND NOTES**

**FOR BID**



**REINFORCEMENT SHEET WIRE FABRIC DETAIL**

NOT TO SCALE  
NOTE: DIFFERENT WIRE MESH SIZES/CONFIGURATIONS OR SIZES ARE PERMITTED IF THE MINIMUM CROSS SECTIONAL AREA EQUALS 0.5 OR GREATER.

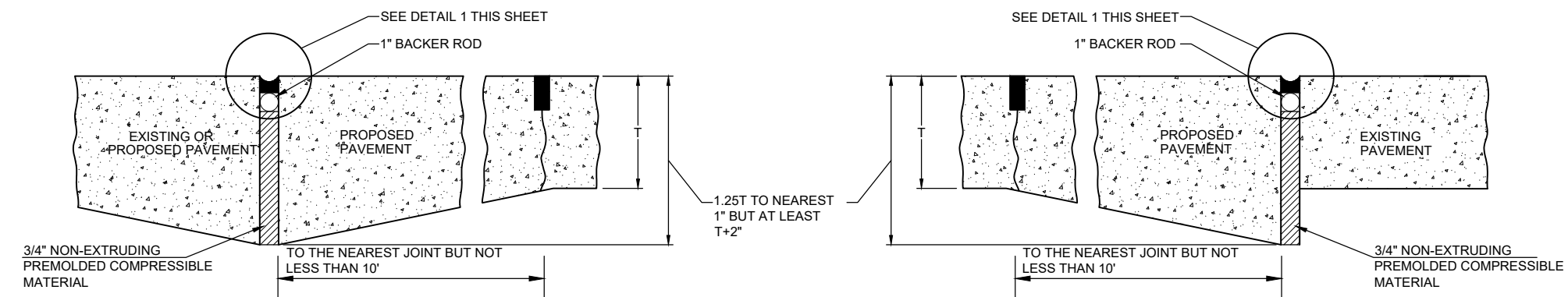


**PAVEMENT REINFORCING DETAIL**

NOT TO SCALE

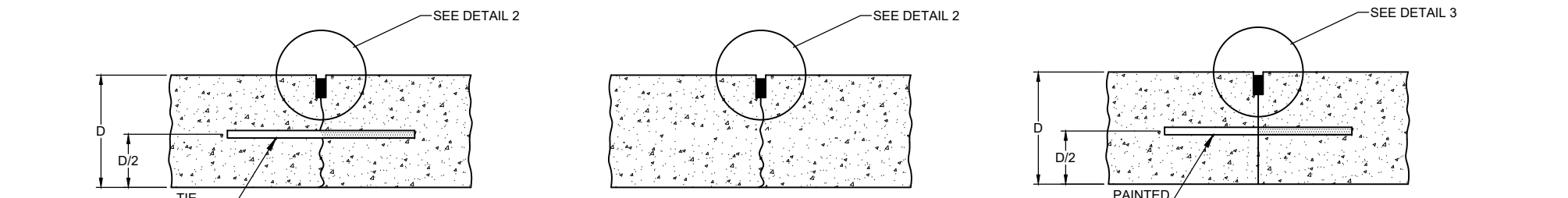
**REINFORCING NOTES:**

1. END LAPS SHALL BE A MINIMUM OF 12", BUT NOT LESS THAN 30 TIMES THE DIAMETER OF THE LONGITUDINAL WIRE OR BAR.
2. SIDE LAPS SHALL BE A MINIMUM OF 6", BUT NOT LESS THAN 20 TIMES THE DIAMETER OF TRANSVERSE WIRE OR BAR.
3. END AND SIDE CLEARANCES SHALL BE A MAXIMUM OF 6" AND A MINIMUM OF 2".
4. LONGITUDINAL MEMBERS SHALL BE SPACED NOT LESS THAN 4" NOR MORE THAN 12" APART.
5. TRANSVERSE MEMBERS SHALL BE SPACED NOT LESS THAN 4" NOR MORE THAN 24" APART.
6. REINFORCING SHALL CONSIST OF WELDED STEEL WIRE FABRIC CONFORMING TO THE REQUIREMENTS OF ASTM A 185 OR BAR MATS CONFORMING TO THE REQUIREMENTS OF ASTM A 184 OR A 704.
7. PAVEMENT REINFORCING SHALL BE INCIDENTAL TO ITEM 501 PCC PAVEMENT.



**TYPE-A THICKENED  
EDGE ISOLATION JOINT**

**TYPE-A1 MODIFIED  
ISOLATION JOINT**



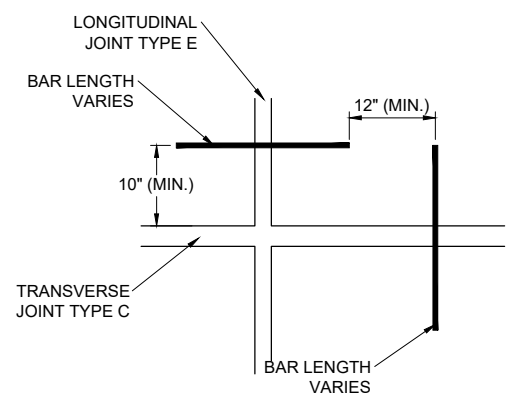
**TYPE B HINGED  
CONTRACTION JOINT**

**TYPE D DUMMY  
CONTRACTION JOINT**

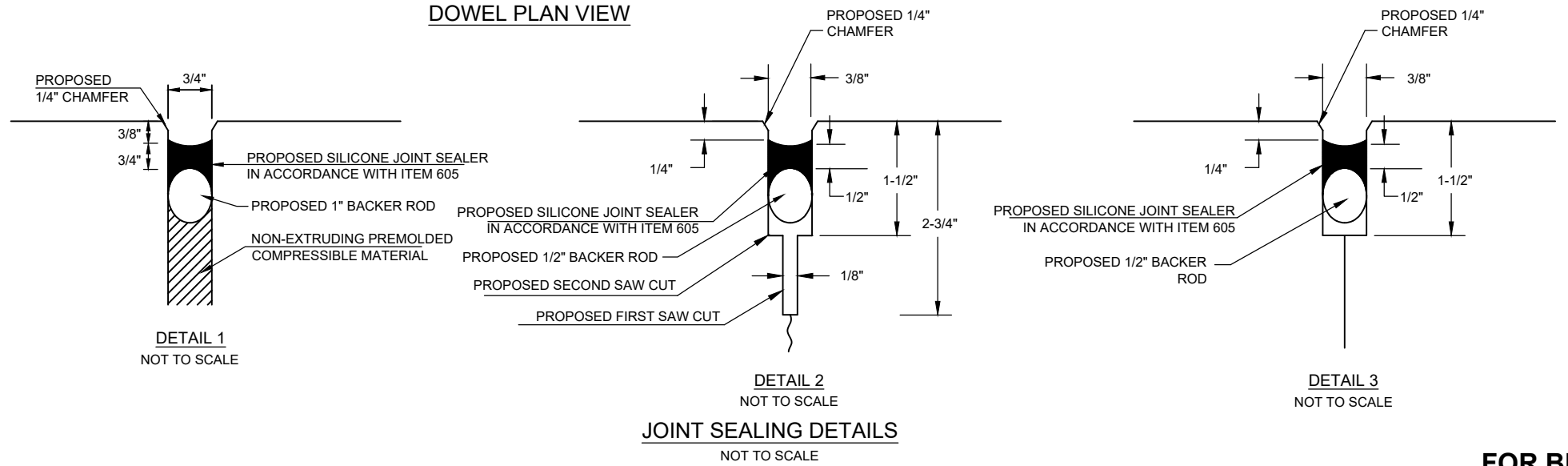
**TYPE E DOWELED  
CONSTRUCTION JOINT**

**JOINTING NOTES**

1. ALL JOINT EDGES SHALL BE SAWCUT TO PRODUCE THE 1/4" CHAMFER.
2. ALL LONGITUDINAL AND TRANSVERSE CONTRACTION JOINTS SHALL BE SAWED.
3. ALL DOWEL BARS SHALL BE SECURELY HELD IN PLACE BY MEANS OF A DOWEL BAR ASSEMBLY WHICH WILL ENSURE THAT THEY WILL REMAIN PARALLEL TO THE SURFACE OF THE PAVEMENT AND TO THE CENTERLINES OF THE PAVEMENT LANES. THE DOWEL BAR ASSEMBLIES SHALL BE APPROVED BY THE RESIDENT ENGINEER/TECHNICIAN PRIOR TO INSTALLATION.
4. FOR 8 IN. THICK CONCRETE PAVEMENT THE DOWEL BARS SHALL BE 1 IN. DIAMETER, 18 IN. LONG AT 12 IN. SPACING AND THE TIE BARS SHALL BE 5/8 IN. DIAMETER, 30" LONG AT 30 IN. SPACING.
5. ALL TIE BARS SHALL BE HELD IN PLACE BY SUPPORT PINS OR OTHER METHODS TO PREVENT SHIFTING DURING AND AFTER CONCRETE PLACEMENT. SUPPORT PINS SHALL BE OF SUFFICIENT LENGTH TO PENETRATE AT LEAST 6" INTO THE SUBGRADE.
6. ALL TIE BARS SHALL BE PLACED AT A POINT NOT LESS THAN 6" OR MORE THAN 15" FROM A TRANSVERSE OR EXPANSION JOINT.
7. DOWELS IN TRANSVERSE CONTRACTION AND LONGITUDINAL CONSTRUCTION JOINTS SHALL BE COATED WITH A RUSTPROOFING COMPOUND AND HALF THE LENGTH GREASED WITH A HEAVY GREASE.
8. ALLOWABLE TOLERANCES FOR GROOVE DEPTH WILL BE ±1/8" FOR CONSTRUCTION JOINTS AND ±1/4" FOR CONTRACTION JOINTS.
9. THE CONTRACTOR IS REQUIRED TO DRILL AND EPOXY THE PROPOSED DOWELS IN ACCORDANCE WITH THE DETAILS AND SPECIFICATIONS. THE EPOXY MATERIAL MUST BE APPROVED BY THE DIVISION OF AERONAUTICS PRIOR TO USE.
10. THE COST OF ALL DOWEL BARS, TIE-BARS, SAWING AND SEALING SHALL BE INCLUDED IN THE COST OF THE PCC PAVEMENT.
11. WHEN CONSTRUCTING "FILL-IN" PAVEMENT LANES THE CONTRACTOR SHALL USE BELTING OR OTHER PROTECTIVE MATERIAL FOR THE PAVING MACHINE TO TRAVEL ON AND WILL PROTECT THE TRANSVERSE JOINTS.
12. JOINT SEALANT SHALL BE AS SPECIFIED IN THE STANDARD SPECIFICATIONS, ITEM 605.
13. CURING COMPOUND SHALL BE AS SPECIFIED IN THE STANDARD SPECIFICATIONS, ITEM 501-2.9, AND SHALL BE APPROVED PRIOR TO THE PAVING OPERATION BY THE RESIDENT ENGINEER/TECHNICIAN.
14. ALL NON-ALIGNED EDGES WILL BE SAWED FULL DEPTH.



**DOWEL PLAN VIEW**



**DETAIL 1  
NOT TO SCALE**

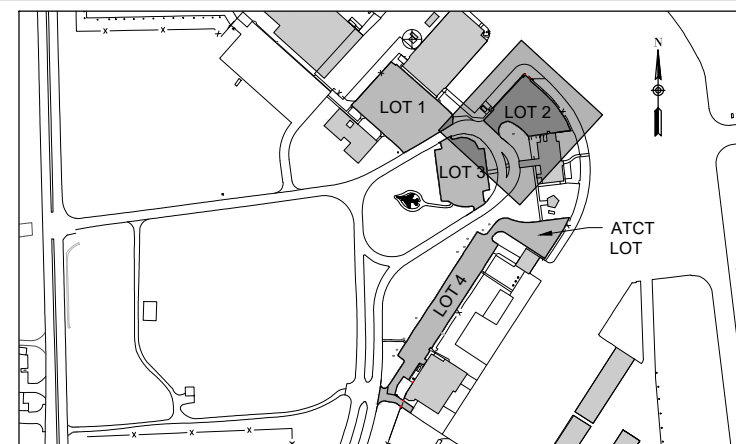
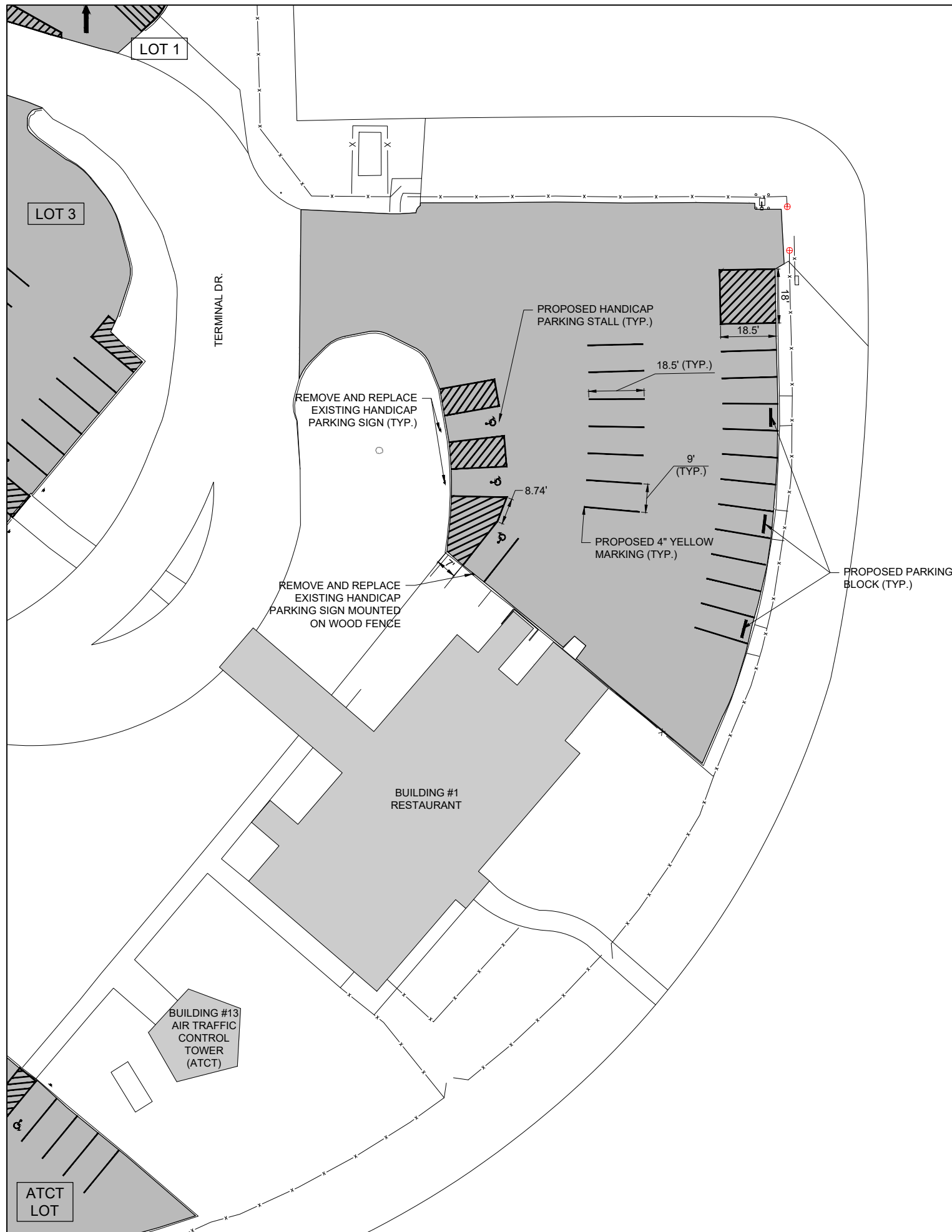
**DETAIL 2  
NOT TO SCALE**

**DETAIL 3  
NOT TO SCALE**

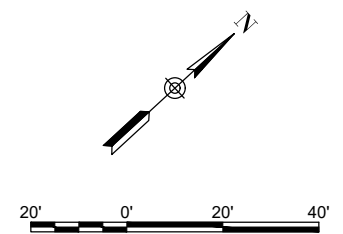
**JOINT SEALING DETAILS**

NOT TO SCALE





KEY PLAN



LEGEND

- EXISTING IMPROVEMENTS
- EXISTING BUILDINGS
- PROPOSED PAVEMENT

NOTES

1. THE COST FOR REMOVAL AND DISPOSAL OF EXISTING HANDICAP PARKING SIGNS, EXISTING CONCRETE PARKING BLOCKS AND ALL ASSOCIATED INCIDENTALS SHALL BE INCIDENTAL TO THE PROJECT.

WATERBORNE PAVEMENT MARKING NOTES

1. ALL PARKING LOT MARKING WILL BE YELLOW (AS620520) AND 4" IN WIDTH.
2. SEE PROPOSED MARKING AND SIGNING DETAIL SHEET FOR ADDITIONAL INFORMATION.
3. GLASS BEADS ARE NOT REQUIRED ON THIS PROJECT.
4. CUT-OFF SHEETS WILL BE REQUIRED TO ENSURE STRAIGHT EDGES.
5. THE CONTRACTOR WILL BE RESPONSIBLE FOR RE-MARKING ANY MARKINGS DAMAGED BY CONSTRUCTION ACTIVITIES THAT ARE OUTSIDE OF THE PROPOSED WORK LIMITS.



Offices Nationwide  
www.hanson-inc.com  
  
Hanson Professional Services Inc.  
1525 S. 6th Street  
Springfield, IL 62703  
phone: 217-788-2450  
fax: 217-788-2503

Illinois Licensed  
Professional Service Corporation  
#184-001084



ST. LOUIS REGIONAL  
AIRPORT AUTHORITY

ST. LOUIS REGIONAL AIRPORT  
8 TERMINAL DRIVE  
EAST ALTON, ILLINOIS 62024



DATE SIGNED: 9/22/2023 LICENSE EXPIRES: 11/30/2023

REHABILITATE  
AUTOMOBILE PARKING  
LOTS

IDA No: ALN-5039

Contract No. SR097


NO.	DATE	DESCRIPTION		
		DES	DWN	REV

ISSUE: SEPTEMBER 22, 2023  
PROJECT NO: 22A0112  
CAD FILE: C-151-MRK.DWG  
DESIGN BY: KCD 8/28/2023  
DRAWN BY: KCD 8/28/2023  
REVIEWED BY: BSS 9/1/2023

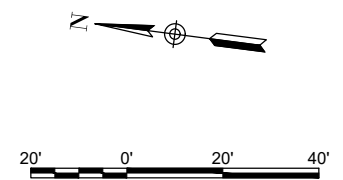
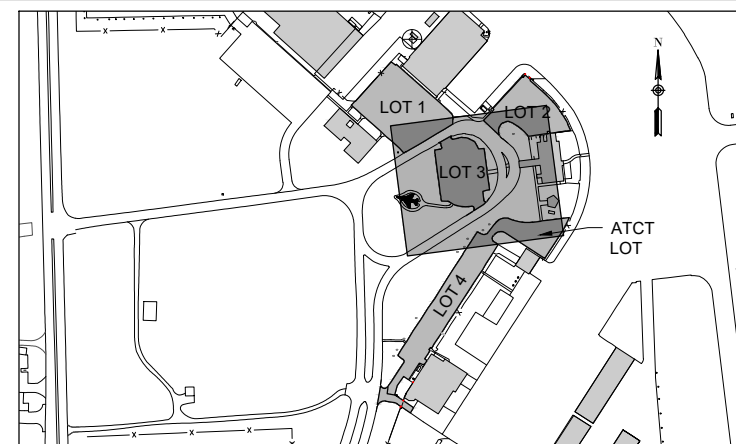
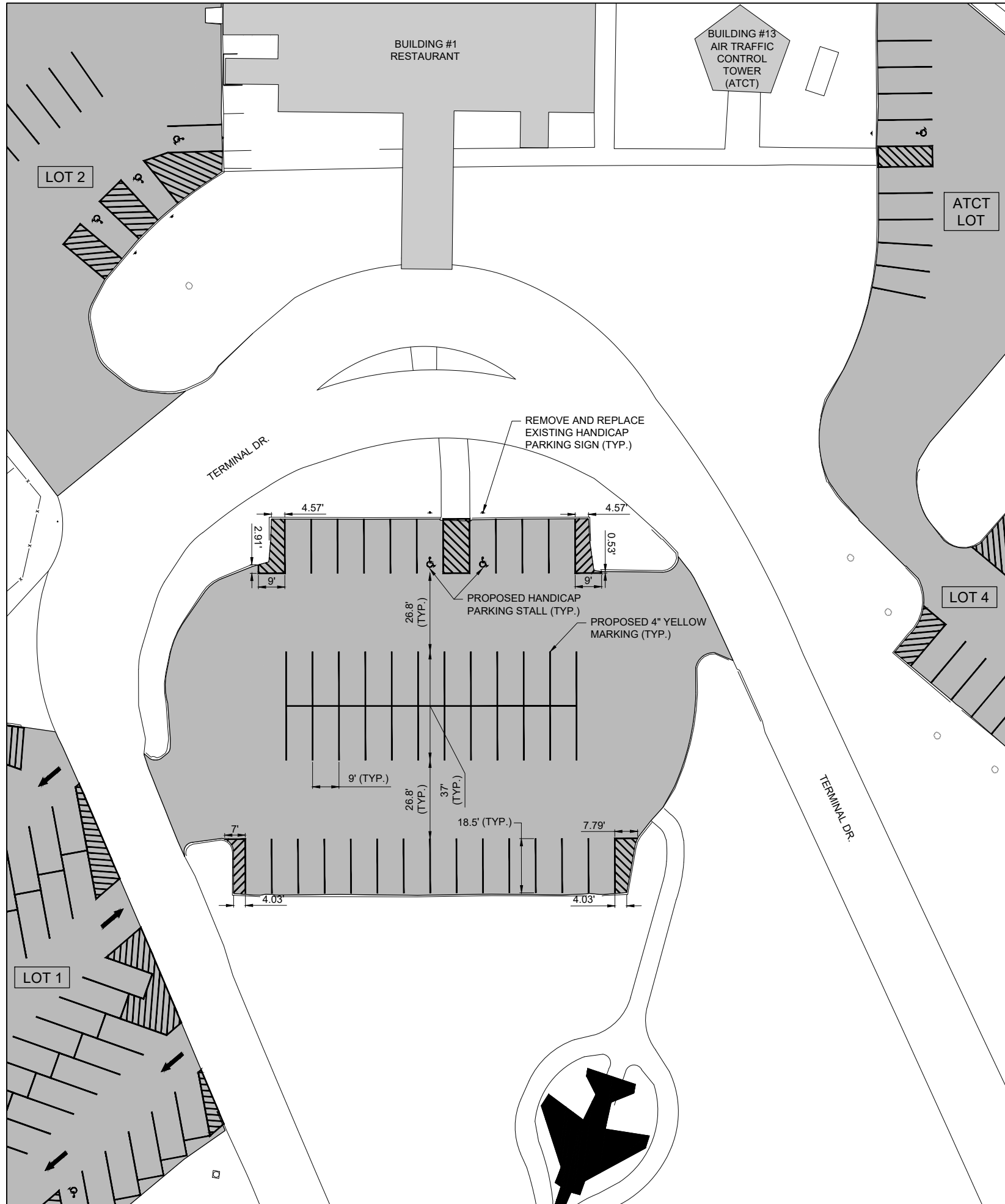
SHEET TITLE

MARKING PLAN LOT 2  
- ADD. ALT. 1

FOR BID

OCT 06, 2023 3:08 PM STOLZ01547 1:22:08S22A0112D\CAD\AIRPORT\151-MRK.DWG

OCT 06, 2023 3:08 PM STOLZ01547  
 1:22:08S22A0112D\CAD\AIRPORT\ISHEETC-15-MRK.DWG



**LEGEND**

	EXISTING IMPROVEMENTS
	EXISTING BUILDINGS
	PROPOSED PAVEMENT

**NOTES**

1. THE COST FOR REMOVAL AND DISPOSAL OF EXISTING HANDICAP PARKING SIGNS, EXISTING CONCRETE PARKING BLOCKS AND ALL ASSOCIATED INCIDENTALS SHALL BE INCIDENTAL TO THE PROJECT.

**WATERBORNE PAVEMENT MARKING NOTES**

1. ALL PARKING LOT MARKING WILL BE YELLOW (AT620520) AND 4" IN WIDTH.
2. SEE PROPOSED MARKING AND SIGNING DETAIL SHEET FOR ADDITIONAL INFORMATION.
3. GLASS BEADS ARE NOT REQUIRED ON THIS PROJECT.
4. CUT-OFF SHEETS WILL BE REQUIRED TO ENSURE STRAIGHT EDGES.
5. THE CONTRACTOR WILL BE RESPONSIBLE FOR RE-MARKING ANY MARKINGS DAMAGED BY CONSTRUCTION ACTIVITIES THAT ARE OUTSIDE OF THE PROPOSED WORK LIMITS.



Offices Nationwide  
 www.hanson-inc.com

Hanson Professional Services Inc.  
 1525 S. 6th Street  
 Springfield, IL 62703  
 phone: 217-788-2450  
 fax: 217-788-2503

Illinois Licensed  
 Professional Service Corporation  
 #184-001084



ST. LOUIS REGIONAL AIRPORT AUTHORITY

ST. LOUIS REGIONAL AIRPORT  
 8 TERMINAL DRIVE  
 EAST ALTON, ILLINOIS 62024



DATE SIGNED: 9/22/2023 LICENSE EXPIRES: 11/30/2023

**REHABILITATE AUTOMOBILE PARKING LOTS**

IDA No: ALN-5039

Contract No. SR097

NO.	DATE	DESCRIPTION		
		DES	DWN	REV

ISSUE: SEPTEMBER 22, 2023  
 PROJECT NO: 22A0112  
 CAD FILE: C-151-MRK.DWG  
 DESIGN BY: KCD 8/28/2023  
 DRAWN BY: KCD 8/28/2023  
 REVIEWED BY: BSS 9/1/2023

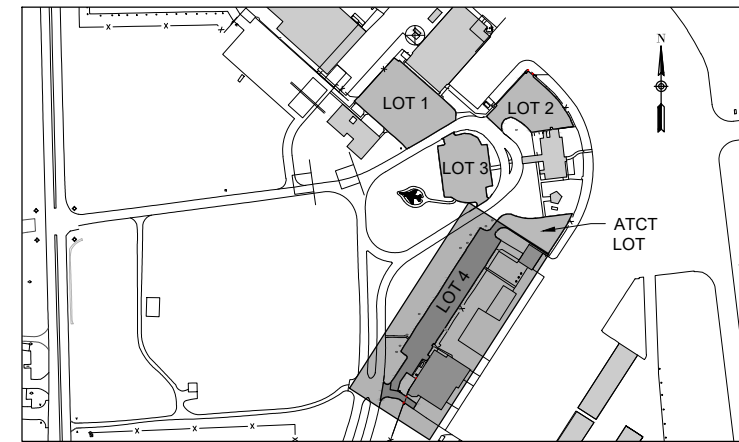
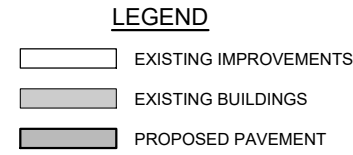
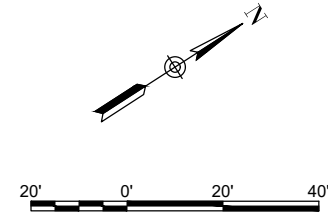
SHEET TITLE

**MARKING PLAN LOT 3 - ADD. ALT. 2**

**FOR BID**

**WATERBORNE PAVEMENT MARKING NOTES**

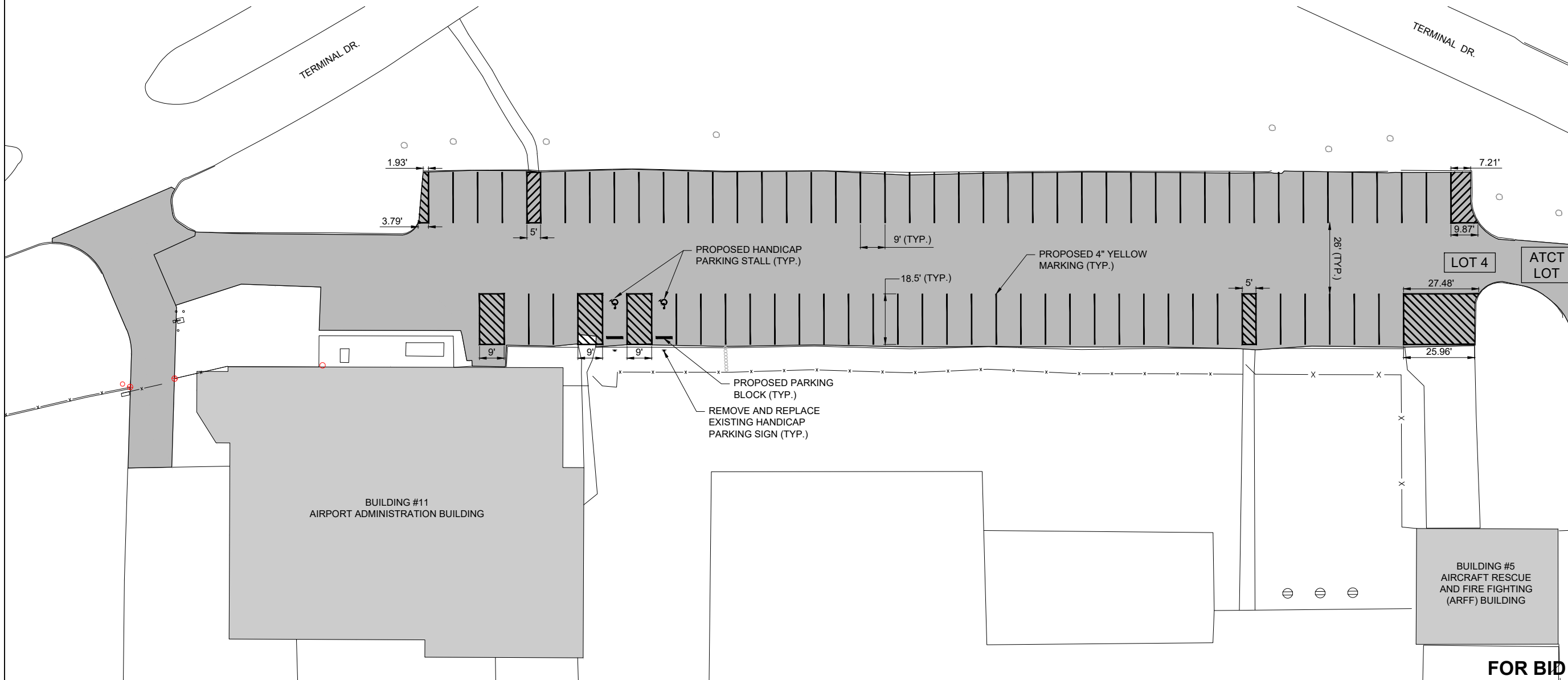
1. ALL PARKING LOT MARKING WILL BE YELLOW (AR620520) AND 4" IN WIDTH.
2. SEE PROPOSED MARKING AND SIGNING DETAIL SHEET FOR ADDITIONAL INFORMATION.
3. GLASS BEADS ARE NOT REQUIRED ON THIS PROJECT.
4. CUT-OFF SHEETS WILL BE REQUIRED TO ENSURE STRAIGHT EDGES.
5. THE CONTRACTOR WILL BE RESPONSIBLE FOR RE-MARKING ANY MARKINGS DAMAGED BY CONSTRUCTION ACTIVITIES THAT ARE OUTSIDE OF THE PROPOSED WORK LIMITS.



**KEY PLAN**

**NOTES**

1. THE COST FOR REMOVAL AND DISPOSAL OF EXISTING HANDICAP PARKING SIGNS, EXISTING CONCRETE PARKING BLOCKS AND ALL ASSOCIATED INCIDENTALS SHALL BE INCIDENTAL TO THE PROJECT.



Offices Nationwide  
www.hanson-inc.com

Hanson Professional Services Inc.  
1525 S. 6th Street  
Springfield, IL 62703  
phone: 217-788-2450  
fax: 217-788-2503

Illinois Licensed  
Professional Service Corporation  
#184-001084



**ST. LOUIS REGIONAL  
AIRPORT AUTHORITY**

ST. LOUIS REGIONAL AIRPORT  
8 TERMINAL DRIVE  
EAST ALTON, ILLINOIS 62024



DATE SIGNED: 9/22/2023 LICENSE EXPIRES: 11/30/2023

**REHABILITATE  
AUTOMOBILE PARKING  
LOTS**

IDA No: ALN-5039

Contract No. SR097


NO.	DATE	DESCRIPTION		
		DES	DWN	REV

ISSUE: SEPTEMBER 22, 2023

PROJECT NO: 22A0112

CAD FILE: C-151-MRK.DWG

DESIGN BY: KCD 8/28/2023

DRAWN BY: KCD 8/28/2023

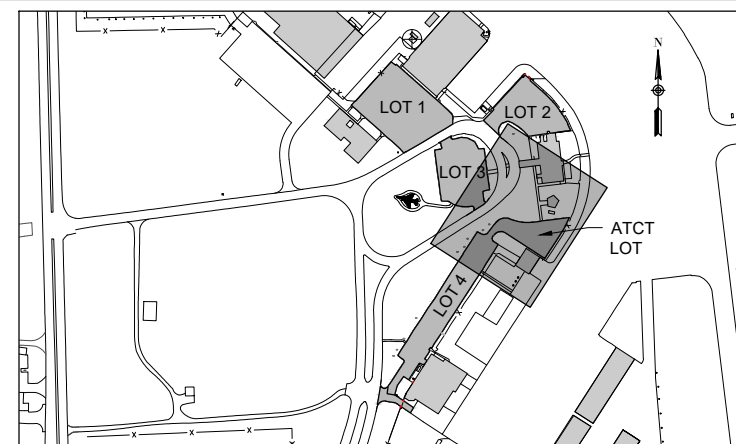
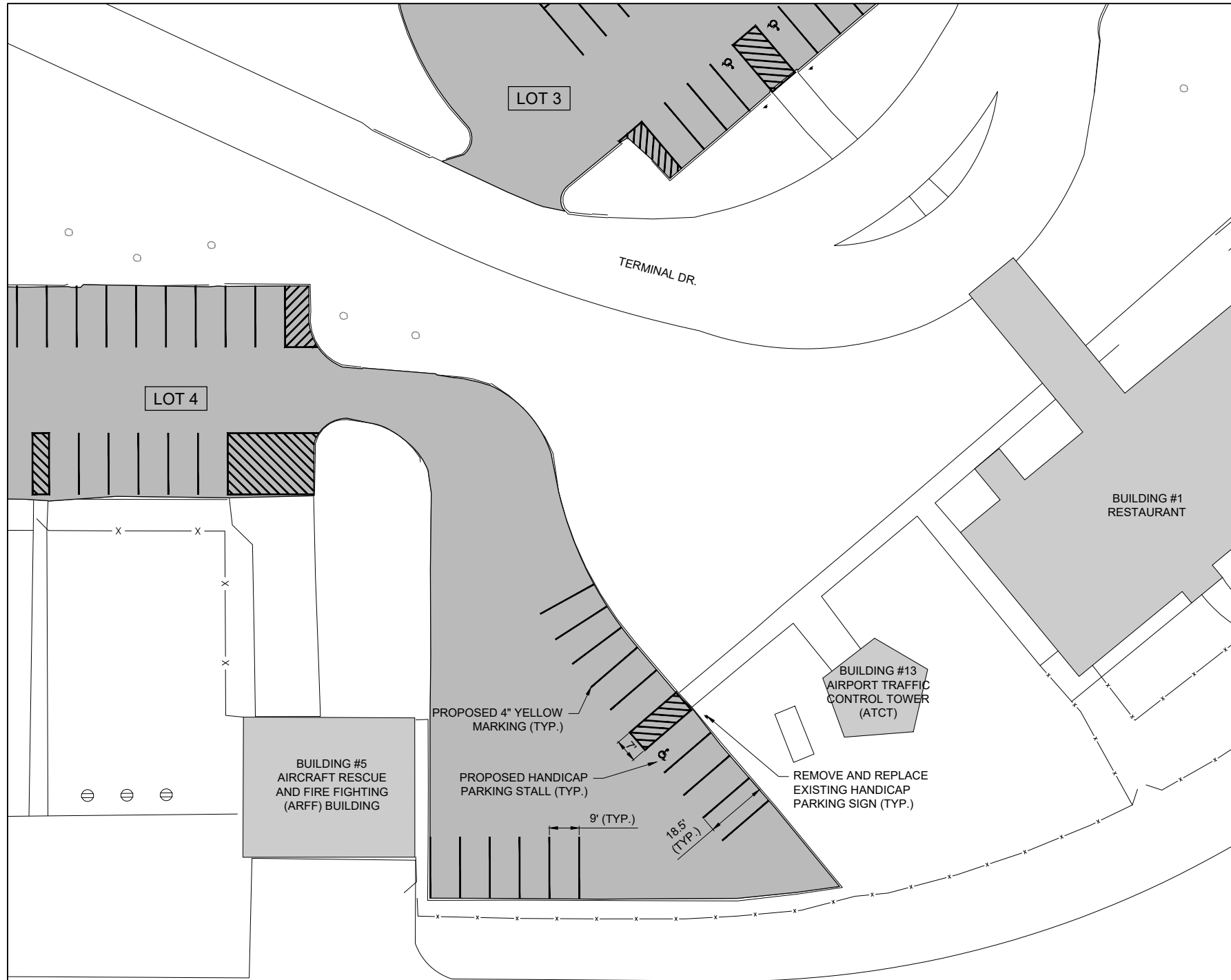
REVIEWED BY: BSS 9/1/2023

SHEET TITLE

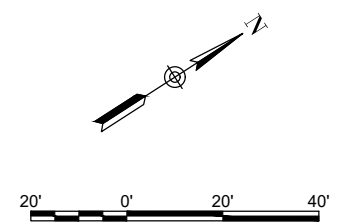
**MARKING PLAN LOT 4  
- BASE BID**

**FOR BID**

OCT 06, 2023 3:08 PM STOLZ01547  
1:22:08S22A0112D\CAD\AIRPORT\151-MRK.DWG



KEY PLAN



**LEGEND**

- EXISTING IMPROVEMENTS
- EXISTING BUILDINGS
- PROPOSED PAVEMENT

**NOTES**

1. THE COST FOR REMOVAL AND DISPOSAL OF EXISTING HANDICAP PARKING SIGNS, EXISTING CONCRETE PARKING BLOCKS AND ALL ASSOCIATED INCIDENTALS SHALL BE INCIDENTAL TO THE PROJECT.

**WATERBORNE PAVEMENT MARKING NOTES**

1. ALL PARKING LOT MARKING WILL BE YELLOW (AR620520) AND 4" IN WIDTH.
2. SEE PROPOSED MARKING AND SIGNING DETAIL SHEET FOR ADDITIONAL INFORMATION.
3. GLASS BEADS ARE NOT REQUIRED ON THIS PROJECT.
4. CUT-OFF SHEETS WILL BE REQUIRED TO ENSURE STRAIGHT EDGES.
5. THE CONTRACTOR WILL BE RESPONSIBLE FOR RE-MARKING ANY MARKINGS DAMAGED BY CONSTRUCTION ACTIVITIES THAT ARE OUTSIDE OF THE PROPOSED WORK LIMITS.



Offices Nationwide  
www.hanson-inc.com  
  
Hanson Professional Services Inc.  
1525 S. 6th Street  
Springfield, IL 62703  
phone: 217-788-2450  
fax: 217-788-2503

Illinois Licensed  
Professional Service Corporation  
#184-001084



ST. LOUIS REGIONAL  
AIRPORT AUTHORITY

ST. LOUIS REGIONAL AIRPORT  
8 TERMINAL DRIVE  
EAST ALTON, ILLINOIS 62024



DATE SIGNED: 9/22/2023 LICENSE EXPIRES: 11/30/2023

**REHABILITATE  
AUTOMOBILE PARKING  
LOTS**

IDA No: ALN-5039

Contract No. SR097


NO.	DATE	DESCRIPTION		
		DES	DWN	REV

ISSUE: SEPTEMBER 22, 2023  
PROJECT NO: 22A0112  
CAD FILE: C-151-MRK.DWG  
DESIGN BY: KCD 8/28/2023  
DRAWN BY: KCD 8/28/2023  
REVIEWED BY: BSS 9/1/2023

SHEET TITLE

**MARKING PLAN ATCT  
LOT - BASE BID**

**FOR BID**

OCT 06, 2023 3:08 PM STOLZ01547 1:22:08S22A0112D\CAD\AIRPORT\151-MRK.DWG





DATE SIGNED: 9/22/2023 LICENSE EXPIRES: 11/30/2023

**REHABILITATE  
AUTOMOBILE PARKING  
LOTS**

IDA No: ALN-5039

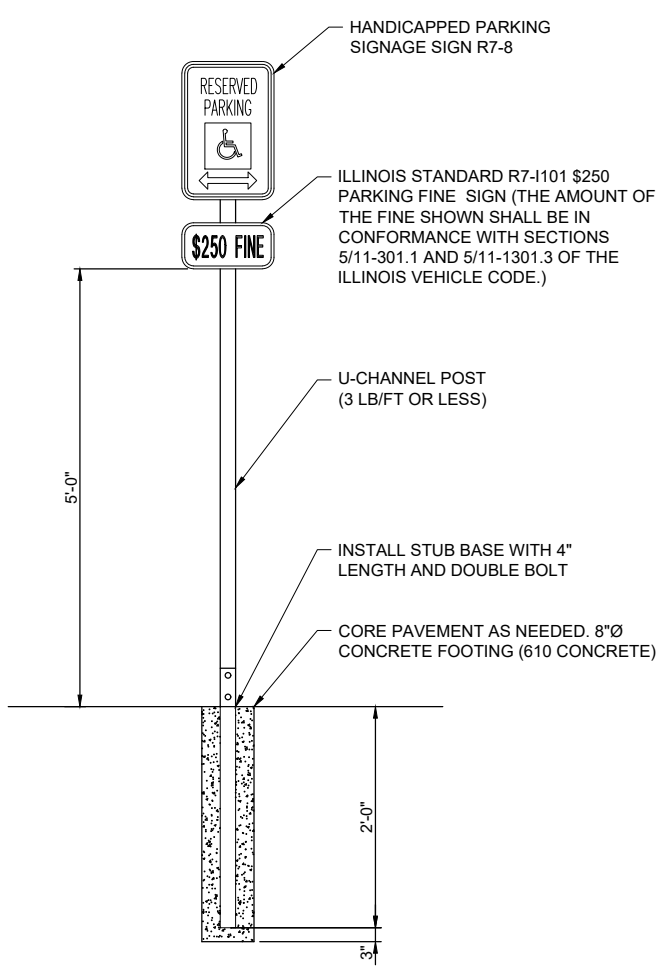
Contract No. SR097


NO.	DATE	DESCRIPTION		
		DES	DWN	REV

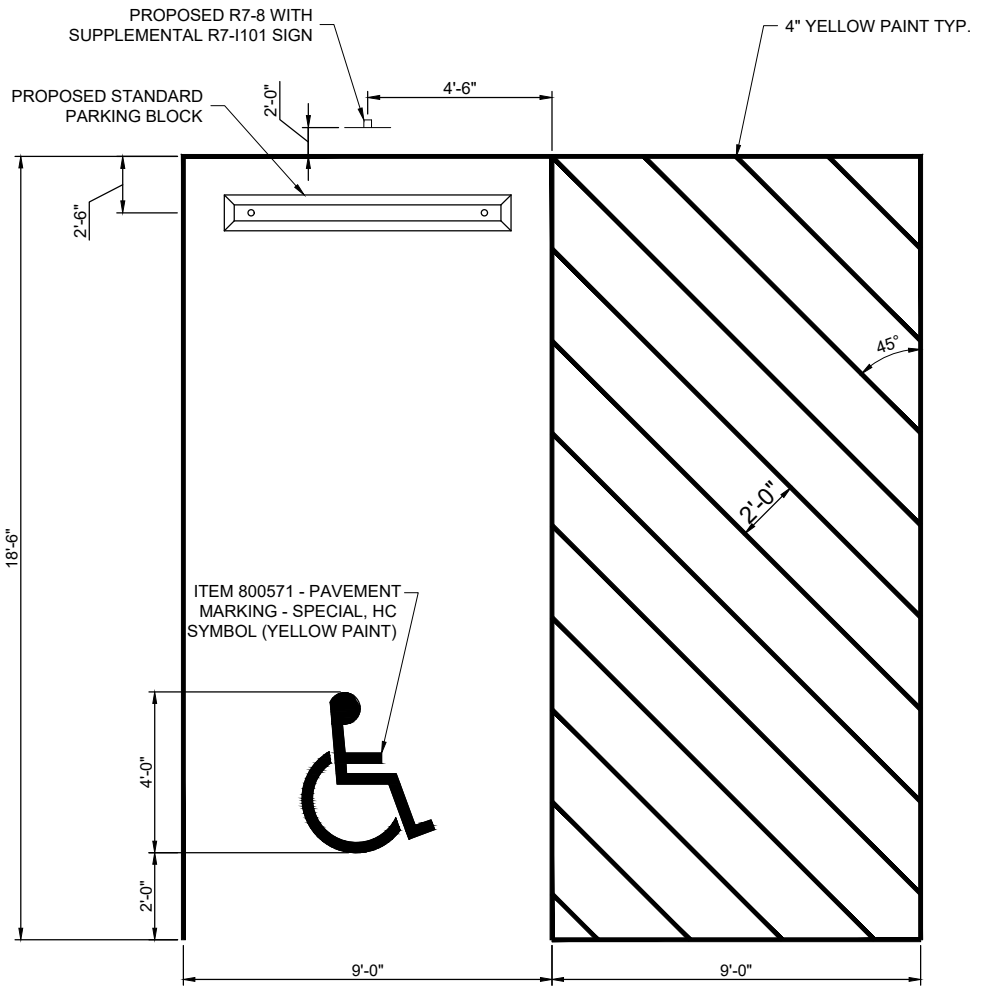
ISSUE: SEPTEMBER 22, 2023  
PROJECT NO: 22A0112  
CAD FILE: C-551-MRK.DWG  
DESIGN BY: KCD 8/28/2023  
DRAWN BY: KCD 8/28/2023  
REVIEWED BY: BSS 9/1/2023

SHEET TITLE

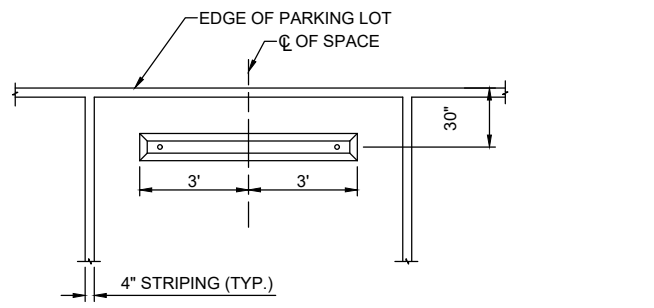
**MARKING DETAILS**



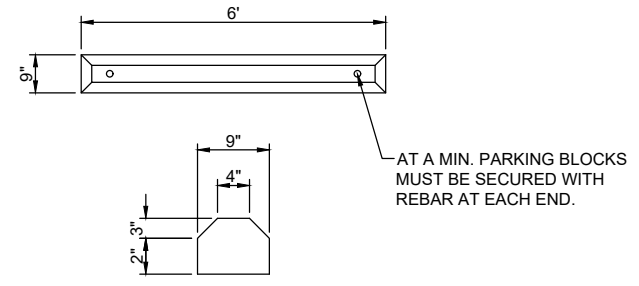
**HANDICAP SIGN DETAIL  
(ITEM 910230)**  
NOT TO SCALE



**TYPICAL HANDICAPPED PARKING SPACE PAINT STRIPING**  
NOT TO SCALE  
NOTE: CENTER SYMBOL AND PARKING BLOCK HORIZONTALLY IN STALL.



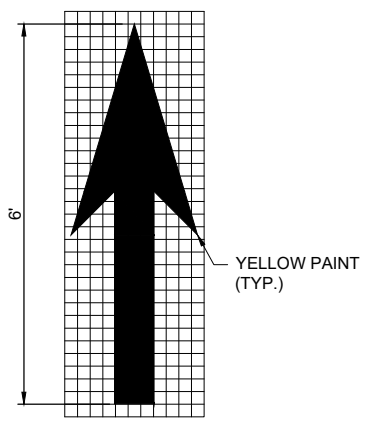
**PARKING BLOCK LAYOUT**  
NOT TO SCALE



**STANDARD PRE-CAST PARKING BLOCK  
(ITEM 910410)**  
NOT TO SCALE

NOTES: A FUNCTIONAL EQUIVALENT OF THE STANDARD PARKING BLOCK MAY BE USED IF APPROVED BY THE ENGINEER AND AIRPORT MANAGER PRIOR TO INSTALLATION.

THE PARKING BLOCK SHALL BE INSTALLED WITH A MIN OF TWO PINS AT EACH END WITH A MIN EMBEDMENT OF 15" AND BE PAINTED YELLOW.



GRID SHOWN FOR PROPER SIZING THE ARROW. DO NOT PAINT GRID LINES. REFER TO IDOT STANDARD 780001-05 TYPICAL PAVEMENT MARKING FOR ARROW GRID SCALE

**ITEM 800572 - PAVEMENT MARKING - SPECIAL, ARROW-STRAIGHT**

NOT TO SCALE  
NOTE: CENTER ARROW HORIZONTALLY WITH ROAD.

OCT 06, 2023 3:09 PM STOLZ01547  
1:22:08S22A0112D\CAD\AIRPORT\1\SHEET\C-551-MRK.DWG

**FOR BID**