F.A.I. RTE.	SECTION	COUNTY	TOTAL SHEETS	SHEET NO.
80/94	*	COOK	631	13
STA.		TO STA.		
FED. ROAD DIST. NO.		ILLINOIS	FED. AID PROJECT	

* (2425 & 2626) R-2 CONTRACT NO. 62111

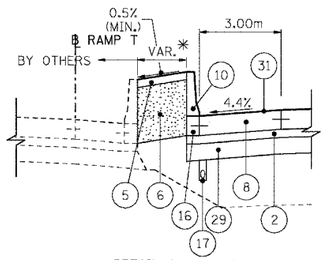

DETAIL A

STA. 4+776.296 TO STA. 4+893.208

*WIDTH VARIES FROM 0.30m TO 1.80m

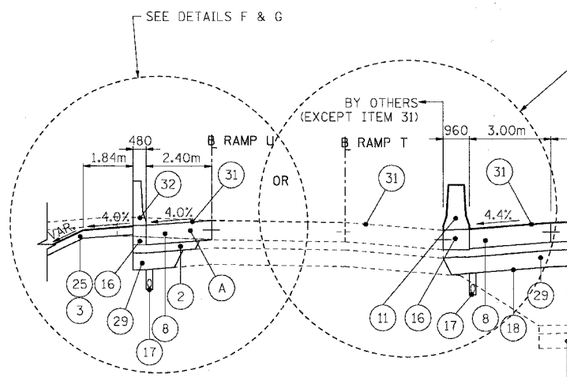

STA. 5+368.520 TO STA. 5+468.118

(RAMP U STA. 240+217.64 TO 240+317.391)

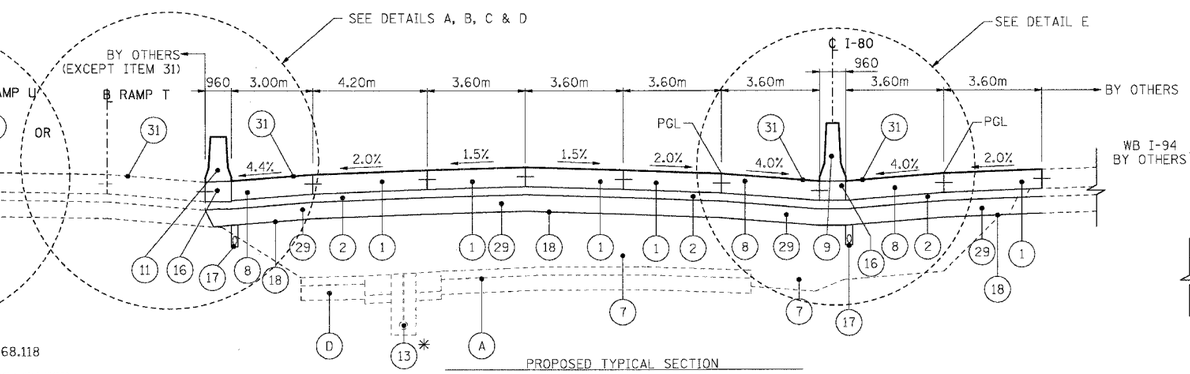

PROPOSED TYPICAL SECTION

I-80 WB/EB STA. 4+500.000 TO STA. 5+001.808 & STA. 5+299.708 TO STA. 5+502.007

* STA. 4+970.062 TO STA. 5+137.875 & STA. 5+166.329 TO STA. 5+369.953

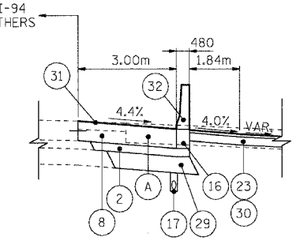

DETAIL G

STA. 5+460.960 TO STA. 5+502.007

(I-94 WB STA. 32+860.000 TO STA. 32+937.000

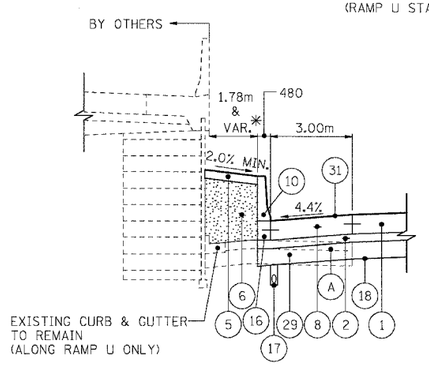

DETAIL B

STA. 4+893.208 TO STA. 5+001.808

& STA. 5+299.708 TO STA. 5+412.727

* WIDTH VARIES FROM 1.78m TO 2.24m

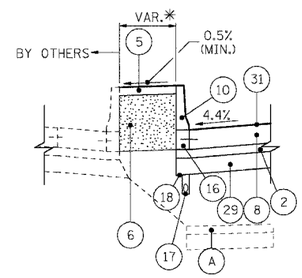

DETAIL C

STA. 5+412.727 TO STA. 5+439.538

*WIDTH VARIES FROM 2.24m TO 2.42m

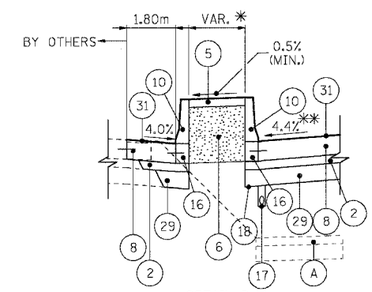

DETAIL D

STA. 5+439.598 TO STA. 5+502.007

* WIDTH VARIES FROM 2.35m TO 0.30m

** SLOPE VARIES 4.4% TO 1.5%
STA. 5+481.007 TO STA. 5+502.007

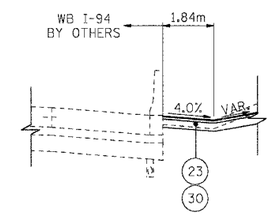

DETAIL F

STA. 5+326.876 TO STA. 5+460.960

(I-94 WB STA. 32+725.234 TO STA. 32+860.000)

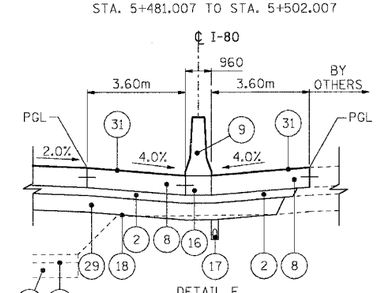

DETAIL E

STA. 5+400.000 TO STA. 5+502.007

NOTES

1. ALL UNITS ARE IN MILLIMETERS UNLESS OTHERWISE NOTED.
2. SUB-BASE GRANULAR MATERIAL, TYPE B, 300mm SHALL CONSIST OF 225mm OF GRANULAR SUB-BASE WITH A 75mm GRANULAR SUB-BASE CAP.
3. CRC REINFORCEMENT CHART ON STANDARD 421001 SHALL BE MODIFIED AS FOLLOWS:

PAVEMENT WIDTH	A	B	C	D
3.6M	26 SPACES (27 BARS) AT 132mm	90mm	75mm	660mm
4.2M	31 SPACES (32 BARS) AT 130mm	90mm	75mm	660mm
4.9M	35 SPACES (36 BARS) AT 135mm	95mm	85mm	660mm

THE REINFORCEMENT SHALL BE 115mm FROM THE TOP OF PAVEMENT

4. TIE BARS IN PAVEMENT OR BETWEEN PAVEMENT AND OTHER NEW/OR EXISTING PCC APPURTENANCES WILL NOT BE PAID FOR IN ACCORDANCE WITH ARTICLE 508.07 OF THE STANDARD SPECIFICATIONS.
5. FOR LONGITUDINAL JOINT DETAILS SEE PAVEMENT ELEVATION AND JOINTING PLANS AND CONCRETE BARRIER DETAILS SHEET.
6. EARTHWORK CALCULATED USING EXISTING I-80/94 PAVEMENT SECTION OF 150mm BITUMINOUS OVERLAY AND 275mm PCC BASE COURSE

EXISTING LEGEND

- (A) PAVEMENT REMOVAL/BREAKING
- (B) PAVED SHOULDER REMOVAL
- (C) CONCRETE BARRIER REMOVAL
- (D) EXISTING PAVEMENT (SEE NOTES FOR THICKNESS)
- (E) EXISTING SHOULDER
- (F) EXISTING CONCRETE BARRIER
- (G) EXISTING GUARD RAIL
- (H) CURB AND GUTTER REMOVAL
- (I) EXISTING SIDEWALK
- (J) SIDEWALK REMOVAL
- (K) REM AND DISP UNS MATL 300

PROPOSED LEGEND

STRUCTURAL

- (1) CONTINUOUSLY REINFORCED PORTLAND CEMENT CONCRETE PAVEMENT 360mm □□
- (2) STABILIZED SUB-BASE 150mm □□
- (3) TOPSOIL FURNISH AND PLACE, 150mm
- (4) SEEDING, CLASS 2A
- (5) CONCRETE MEDIAN SURFACE, 150mm (SPECIAL)
- (6) SAND BACKFILL
- (7) EMBANKMENT □□
- (8) PCC SHOULDERS, 360mm □□
- (9) CONCRETE BARRIER, DOUBLE FACE, 1065mm HEIGHT
- (10) CONCRETE BARRIER, SINGLE FACE, 815mm HEIGHT
- (11) CONCRETE BARRIER, DOUBLE FACE 815mm HEIGHT
- (12) PCC SIDEWALK, 125mm
- (13) SLOTTED DRAIN REMOVAL
- (14) COMB CC&G TB 15.60
- (15) COMB CC&G TB 15.30
- (16) CONCRETE BARRIER BASE
- (17) PIPE UNDERDRAINS 150mm
- (18) GEOTECHNICAL FABRIC FOR GROUND STABILIZATION
- (19) TEMPORARY SHEET PILING REMOVAL
- (20) PCC PVT 250 JOINTED
- (21) BIT C PVT FD SUP 230
- (22) BIT C PVT FD SUP 300
- (23) BC SC SUPER "C" N50 50
- (24) AGGREGATE SUBGRADE 300mm
- (25) SODDING, SALT TOLERANT
- (26) TOPSOIL FURNISH AND PLACE, 300mm
- (27) COMPOST FURNISH AND PLACE, 100mm
- (28) EROSION CONTROL BLANKET
- (29) SUB-BASE GRANULAR MATERIAL, TYPE B, 300mm □□
- (30) AGGREGATE BASE COURSE, TYPE B, 150mm
- (31) SHOULDER RUMBLE STRIP
- (32) CONCRETE BARRIER SINGLE FACE 815 MM HEIGHT, REINFORCED
- (33) SUB GRAN MAT B 100
- (34) BIT SHLD SUPER 150

□□ ITEM TO BE CONSTRUCTED TO EXTENDED LIFE CONCRETE PAVEMENT SPECIFICATIONS

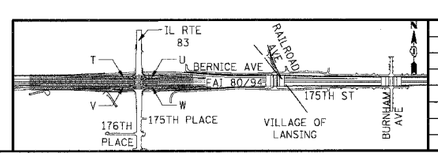

REVISIONS	
NAME	DATE

ILLINOIS DEPARTMENT OF TRANSPORTATION
F.A.I. ROUTE 80/94 (KINGERY EXPRESSWAY)
EB & WB INSIDE LANES (MAINLINE) CONSTRUCTION
COOK COUNTY

TYPICAL SECTIONS
FAI 80/94
STA. 4+500 TO STA. 5+502

SCALE: NONE DRAWN BY: RJS
DATE: 8/22/05 CHECKED BY: DH

TENG
TENG & ASSOCIATES, INC.
ENGINEERS/ARCHITECTS/PLANNERS
CHICAGO, ILLINOIS

..\A899002A.DGN,..\P899002A.DGN,..\TS17R02A.DGN,..\TS17R02A.DGN,..\TSIA602A.DGN,..\VW17C032A.DGN,..\TS3C032A.DGN,..\PR17C02A.DGN,..\PR99009A.DGN,..\VR17C032A.DGN,..\VR17C032A.DGN
8-19-2005, 13:07:33 F:\DOCUMENT\95375\CIVIL\DGN\TS17C02A.DGN BAZEKKJ
1 2 3 4 5 6 7 8 9 10 11 12 13 14 15 16 17 18 19 20 21 22 23 24 25 26 27 28 29 30 31 32 33 34 35 36 37 38 39 40 41 42 43 44 45 46 47 48 49 50 51 52 53 54 55 56 57 58 59 60 61 62