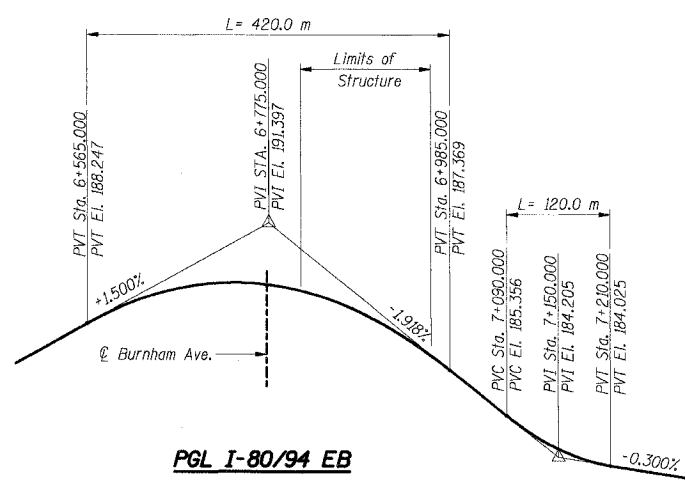
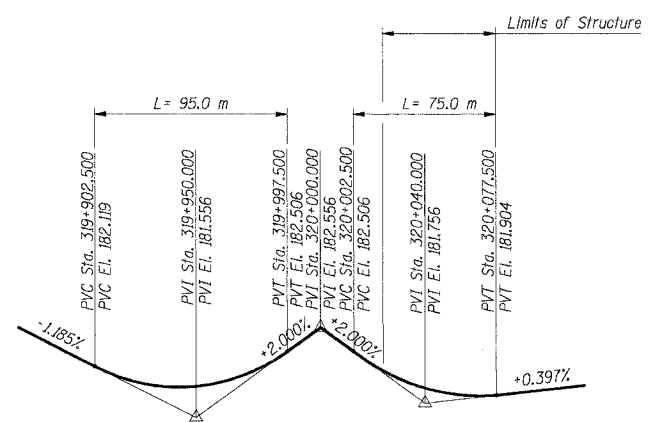


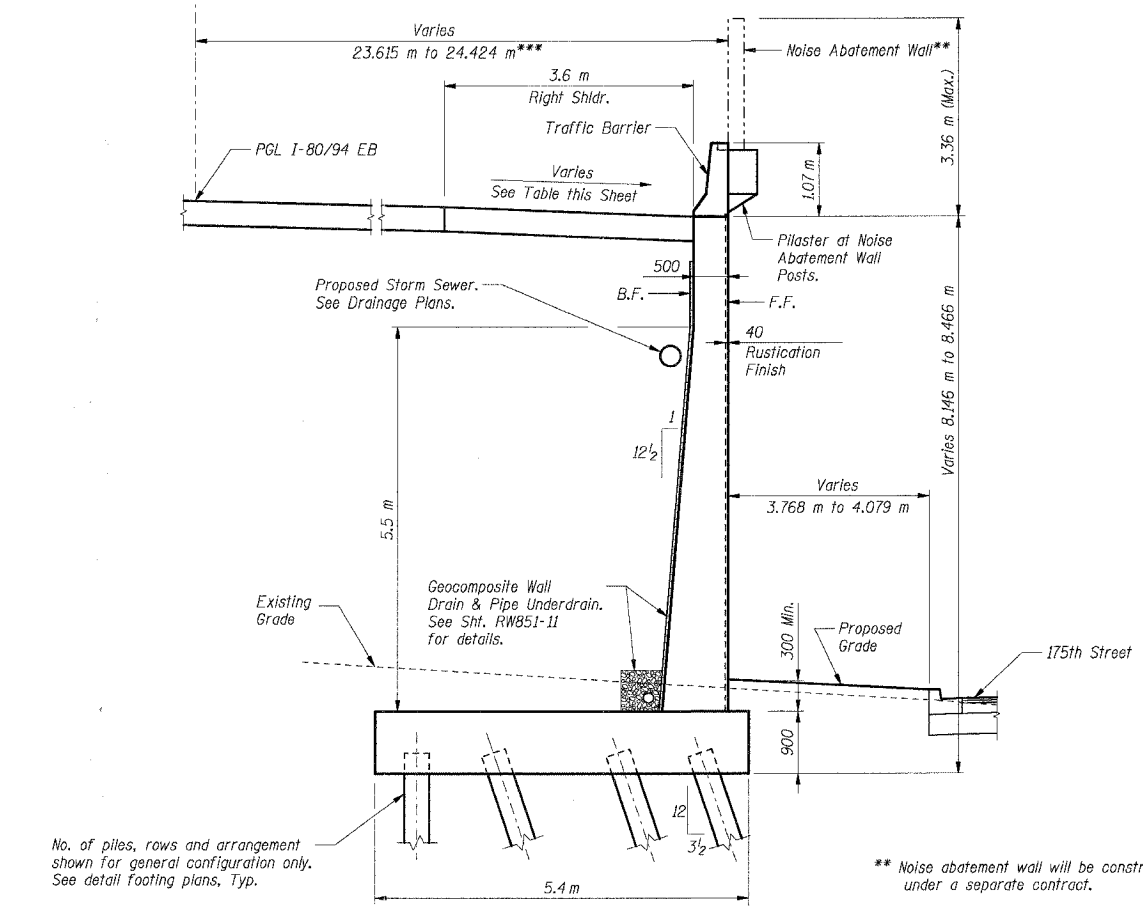
F.A.I. RTE.	SECTION	COUNTY	TOTAL SHEETS	SHEET NO.
80/94	*	COOK	631	360
STA.	TO STA.			
FED. ROAD DIST. NO.	ILLINOIS	FED. AID PROJECT		
* (2425 & 2626) R-2		CONTRACT NO. 62111		



PGL I-80/94 EB



PGL 175th STREET

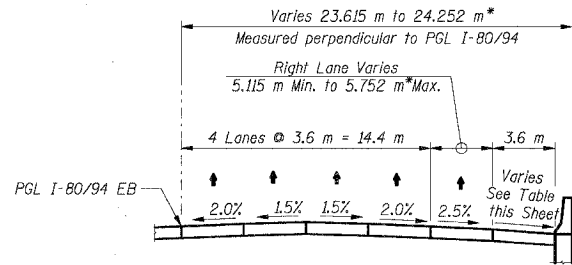


**TYPICAL SECTION W/ 3.36 M NOISE ABATEMENT WALL
LOOKING EAST**

Sta. 84+032.985 to 84+077.269 (Wall)
= Sta. 6+805.721 to 6+850.000 @ I-80/94
*** Measured at west end of wall

No. of piles, rows and arrangement shown for general configuration only. See detail footing plans, Typ.

** Noise abatement wall will be constructed by others under a separate contract.



DETAIL 1

* Measured at back of abutment

I-80/94 EB

CROSS SLOPE DATA	
Station	Right Shoulder
6+730.461	2.5%
6+814.721	2.5%
6+834.721	4.0%
6+850.000	4.0%

General Notes

1. Reinforcement Bars shall conform to the requirements of AASHTO M 31M or M 322M, Grade 400.
2. The Contractor shall drive one metal shell test pile in permanent locations as directed by the Engineer before ordering the remainder of the piles.
3. All construction joints shall be bonded.
4. All dimensions are in millimeters except as noted.
5. The Contractor shall locate all utilities (existing and new) prior to driving piles, by exploratory test pits and/or probes. The cost of locating utilities shall be included with Driving and Filling Shells. Any conflicts between the utilities and the proposed piles shall be reported to the Bureau of Bridges and Structures for further disposition.
6. Conduits, Junction Boxes and Expansion/Deflection Conduit Couplers are shown in retaining wall plans for locations and installation purposes only. Refer to Electrical Raceway Plans for details, pay items and quantities.
7. Coarse Aggregate in Retaining Wall concrete mixture must conform to the requirements of Superstructure Concrete in accordance with Section 1004.01(b), paragraph 2.

Notes:

1. All dimensions are in millimeters (mm) except as noted.
2. F.F. denotes front face of wall.
B.F. denotes back face of wall.

SHT. RW851-2 OF 14

REVISIONS	
NAME	DATE

ILLINOIS DEPARTMENT OF TRANSPORTATION
F.A.I. ROUTE 80/94 (KINGERY EXPRESSWAY)
EB & WB INSIDE LANES (MAINLINE) CONSTRUCTION
RETAINING WALL - STRUCTURE NO. 016-W851
SECTION (2425 & 2626) R-2
COOK COUNTY

**TYPICAL WALL SECTION
& GENERAL NOTES**

DATE: 7/18/2005
DRAWN BY: MJK
CHECKED BY: MJK

TENG
TENGG & ASSOCIATES, INC.
ENGINEERS/ARCHITECTS/PLANNERS
CHICAGO, ILLINOIS



T:\DOCUMENT\191750\STRUCT\1\0\RW851\02A.DGN
 7-13-2005, 16:48:51
 12 13 14 15 16 17 18 19 20 21 22 23 24 25 26 27 28 29 30 31 32 33 34 35 36 37 38 39 40 41 42 43 44 45 46 47 48 49 50 51 52 53 54 55 56 57 58 59 60 61 62 63