F.A.I. RTE.	SECTION	COUNTY	TOTAL SHEETS	SHEET NO.
80/94	*	COOK	631	376
STA.		TO STA.		
FED. ROAD DIST. NO.		ILLINOIS	FED. AID PROJECT	

* (2425 & 2626) R-2 CONTRACT NO. 62111

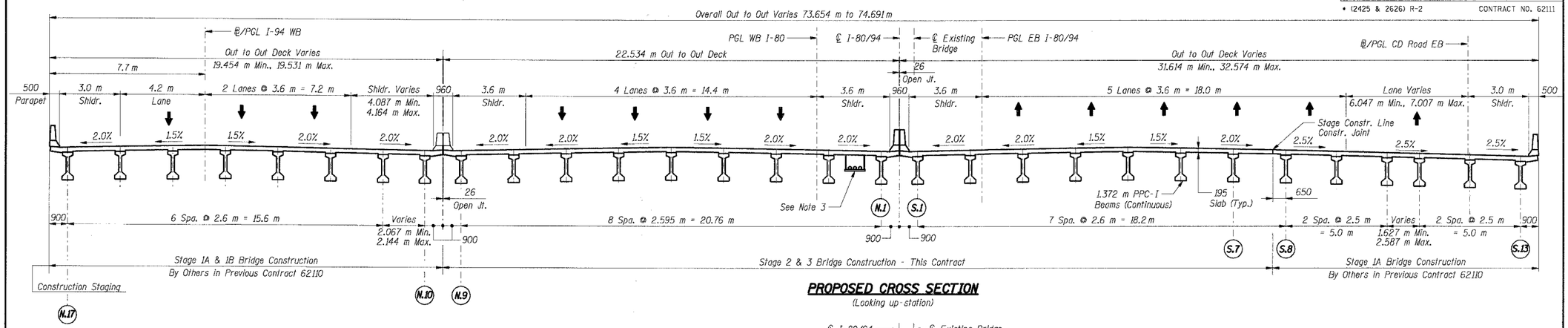

PROPOSED CROSS SECTION

(Looking up-station)

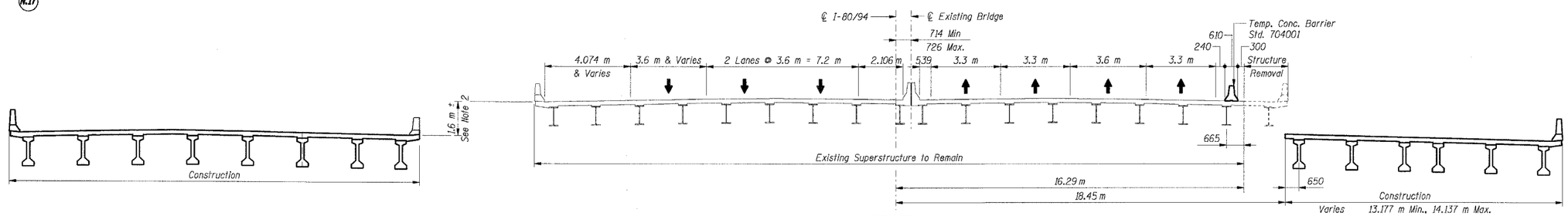

STAGE 1A (M.O.T. Phase II, Stage I)
(BY OTHERS IN PREVIOUS CONTRACT 62110)

(Looking up-station)

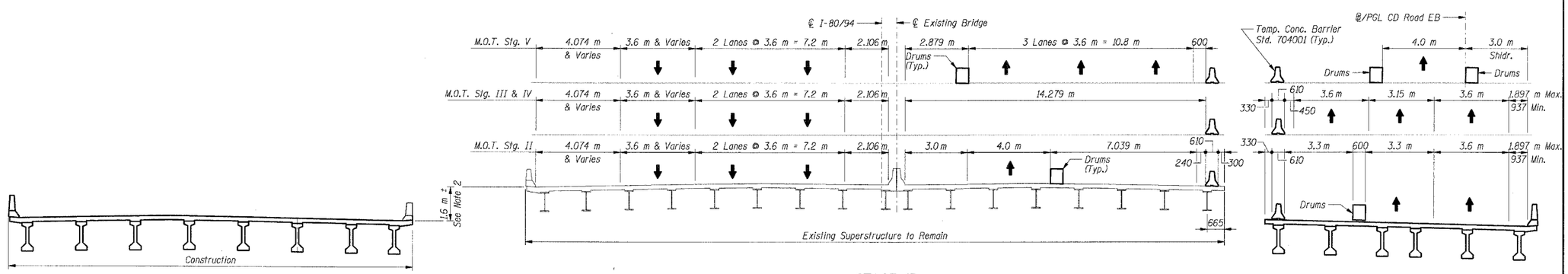

STAGE 1B (M.O.T. Phase II, Stages II thru V)
(BY OTHERS IN PREVIOUS CONTRACT 62110)

(Looking up-station)

CORRELATION BETWEEN BRIDGE CONSTRUCTION STAGES AND M.O.T. STAGES

BRIDGE CONSTRUCTION	MAINTENANCE OF TRAFFIC
Stage 1A	Phase II, Stage I
Stage 1B	Phase II, Stages II through V
Stage 2	Phase III, Stage I
Stage 3	Phase III, Stages II and III

Notes:

1. All dimensions are in millimeters (mm) except as noted.
2. 1.6 m is approximate vertical distance between existing bridge super structure and proposed bridge superstructure.
3. Conduits and Hanger Assembly for Fiber Optics. See General Note on Sht. RS-2 and detail on Sht. RS-3.

SHT. RS-4 OF 70

REVISIONS	
NAME	DATE

ILLINOIS DEPARTMENT OF TRANSPORTATION
F.A.I. ROUTE 80/94 (KINGERY EXPRESSWAY)
EB & WB INSIDE LANES (MAINLINE) CONSTRUCTION
I-80/94 OVER RAILROAD AVENUE
STRUCTURE NO. 016-2792 STA. 6+025.000
SECTION 1977-121-R
COOK COUNTY

CONSTRUCTION STAGING - I

DATE: 7/18/2005

DRAWN BY: LG
CHECKED BY: MJK

TENG

TENG & ASSOCIATES, INC.
ENGINEERS/ARCHITECTS/PLANNERS
CHICAGO, ILLINOIS

..\CS998022A.DGN, ..\AB998002A.DGN
7-2-2005, 10:25:22 T:\DOCUMENT\83750\STRUCT\DGN\CS1/3002A.DGN
BAUZEKKJ