F.A.I. RTE.	SECTION	COUNTY	TOTAL SHEETS	SHEET NO.
80/94	*	COOK	631	398
STA.		TO STA.		
FED. ROAD DIST. NO.		ILLINOIS	FED. AID PROJECT	

* (2425 & 2626) R-2 CONTRACT NO. 62111

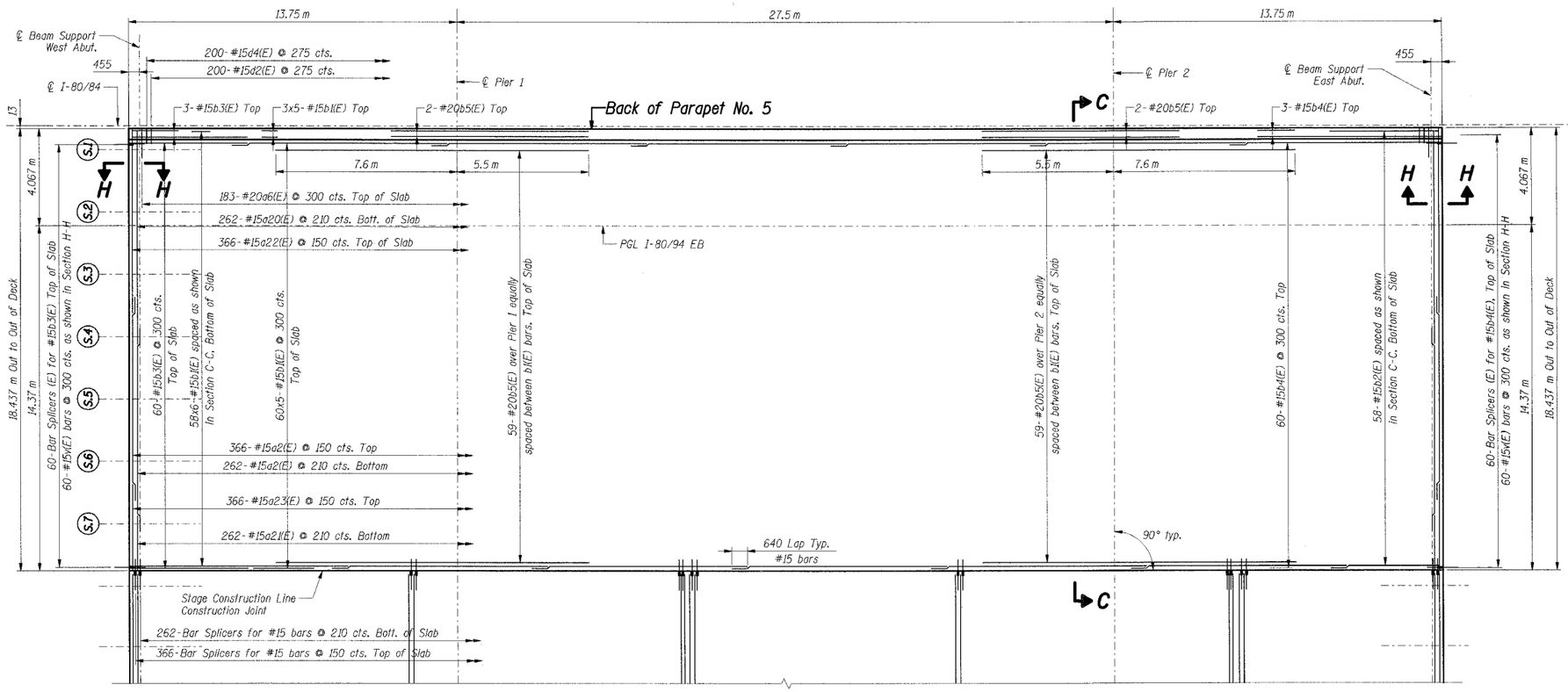

PLAN-III

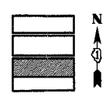

KEY PLAN

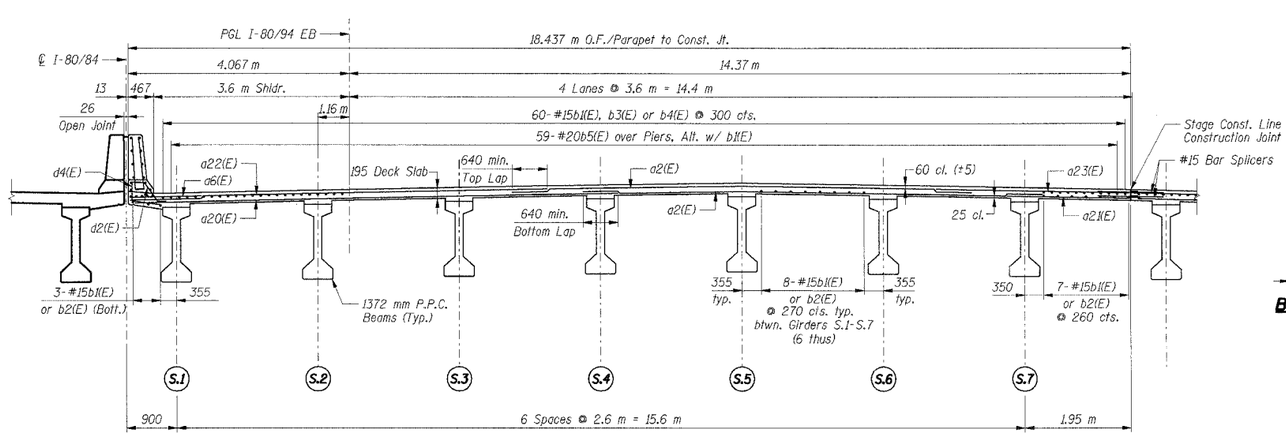

SECTION C-C

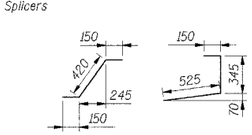

BAR d2(E) BAR d4(E)

Notes:

1. All dimensions are in millimeters (mm) except as noted.
2. Reinforcement bars designated (E) shall be epoxy coated.
3. Bars indicated thus 74x10-#15 etc. indicates 74 lines of bars with 10 lengths per line
4. For Parapet 5 Elevation, see Sht. RS-37.
5. For Section H-H, see Sht. RS-28.
6. For Reinforcement Bar List & Bill of Material, see Sht. RS-34.
7. Work this Sheet with Shts. RS-24, RS-25, RS-27 thru RS-34.
8. I.F. Denotes Inside Face
   O.F. Denotes Outside Face.
9. All edges shall have a 20 mm chamfer unless noted otherwise.

SHT. RS-26 OF 70

REVISIONS	
NAME	DATE

ILLINOIS DEPARTMENT OF TRANSPORTATION
F.A.I. ROUTE 80/94 (KINGERY EXPRESSWAY)
EB & WB INSIDE LANES (MAINLINE) CONSTRUCTION
I-80/94 OVER RAILROAD AVENUE
STRUCTURE NO. 016-2792 STA. 6+025.000
SECTION 1977-121-R
COOK COUNTY

DECK PLAN
DECK CROSS SECTION - III

DATE: 9/13/05

DRAWN BY: LAR
CHECKED BY: MJK

TENG

TENG & ASSOCIATES, INC.
ENGINEERS/ARCHITECTS/PLANNERS
CHICAGO, ILLINOIS

..\SU99R302A.DGN,..\SU99M22A.DGN,..\SU99R402A.DGN,..\AB99D002A.DGN
9-08-2005,19:29:54 T:\DOCUMENT\93T50\STRUCT\DGN\SUT3072A.DGN
1 2 3 4 5 6 7 8 9 10 11 12 13 14 15 16 17 18 19 20 21 22 23 24 25 26 27 28 29 30 31 32 33 34 35 36 37 38 39 40 41 42 43 44 45 46 47 48 49 50 51 52 53 54 55 56 57 58 59 60 61 62 63
KUENSTMJ