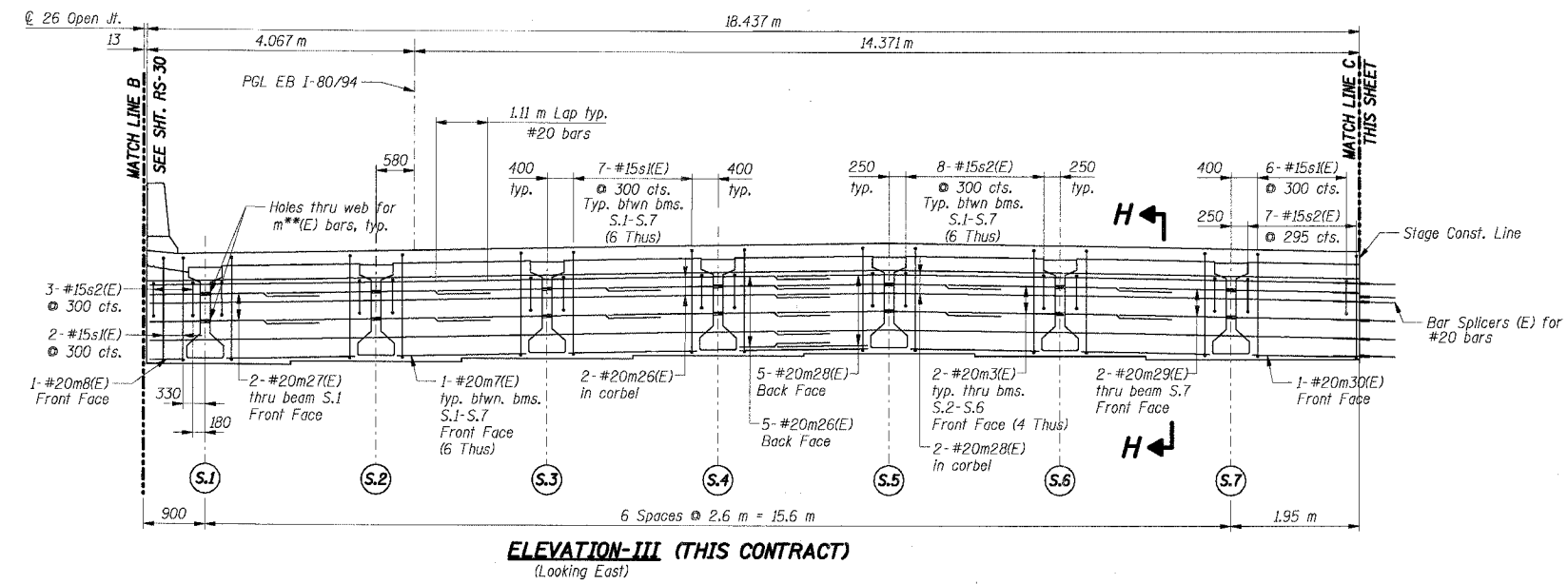
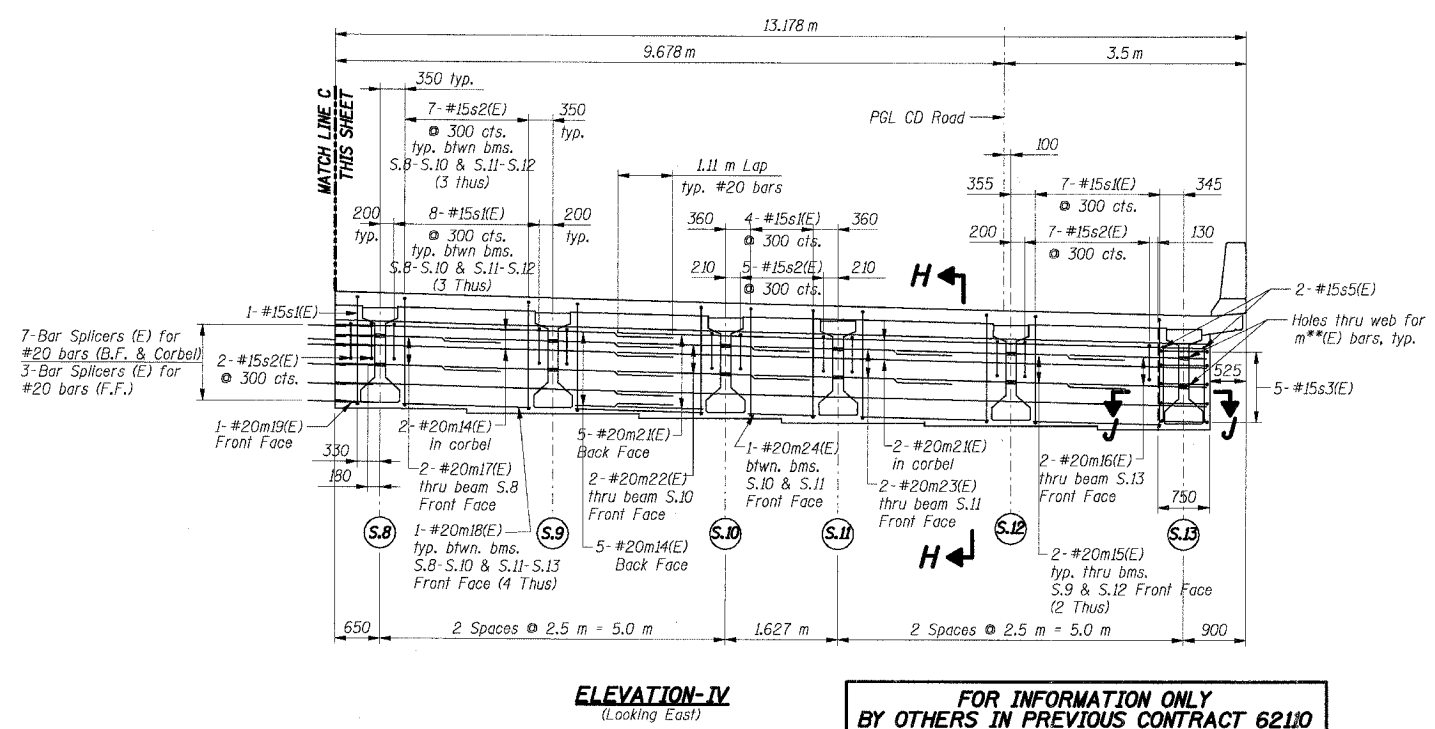


F.A.I. RTE.	SECTION	COUNTY	TOTAL SHEETS	SHEET NO.
80/94	*	COOK	631	403
STA.	TO STA.			
FED. ROAD DIST. NO.	ILLINOIS	FED. AID PROJECT		
* (2425 & 2626) R-2			CONTRACT NO. 62111	



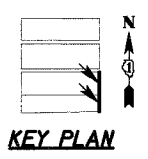
ELEVATION-III (THIS CONTRACT)
(Looking East)



ELEVATION-IV
(Looking East)

**FOR INFORMATION ONLY
BY OTHERS IN PREVIOUS CONTRACT 62110**

- Notes:**
1. All dimensions are in millimeters (mm) except as noted.
 2. Reinforcement bars designated (E) shall be epoxy coated.
 3. Bars indicated thus 74x10-#15 etc. indicates 74 lines of bars with 10 lengths per line.
 4. See Sht. RS-28 for Sections H-H and J-J.
 5. For Reinforcement Bar List & Bill of Material, see Sht. RS-34.
 6. F.F. Denotes Front Face
B.F. Denotes Back Face.
 7. All edges shall have a 20 mm chamfer unless noted otherwise.
 8. Work this sheet with Shts. RS-24 thru RS-30 & RS-32 thru RS-24.
 9. For Bar Splicer details, see Sht. RS-66.



SHT. RS-31 OF 70

REVISIONS	
NAME	DATE

ILLINOIS DEPARTMENT OF TRANSPORTATION
F.A.I. ROUTE 80/94 (KINGERY EXPRESSWAY)
EB & WB INSIDE LANES (MAINLINE) CONSTRUCTION
I-80/94 OVER RAILROAD AVENUE
STRUCTURE NO. 016-2792 STA. 6+025.000
SECTION 1977-121-R
COOK COUNTY

**EAST INTEGRAL BACKWALL
ELEVATIONS & SECTIONS - III & IV**

DATE: 7/18/2005

DRAWN BY: LAR
CHECKED BY: MJK

TENG
TENG & ASSOCIATES, INC.
ENGINEERS/ARCHITECTS/PLANNERS
CHICAGO, ILLINOIS

\AB99R072ADJN... \AB99R072ADJN... \AB99R072ADJN... \AB99R072ADJN... \AB99R072ADJN...
 7-12-2005, 10:25:44
 F:\DOCUMENT\1937\CONSTR\PROJECT\U00N\AB99R072ADJN...
 12.3.4.56.78.9.10.11.12.13.14.15.16.17.18.19.20.21.22.23.24.25.26.27.28.29.30.31.32.33.34.35.36.37.38.39.40.41.42.43.44.45.46.47.48.49.50.51.52.53.54.55.56.57.58.59.60.61.62.63