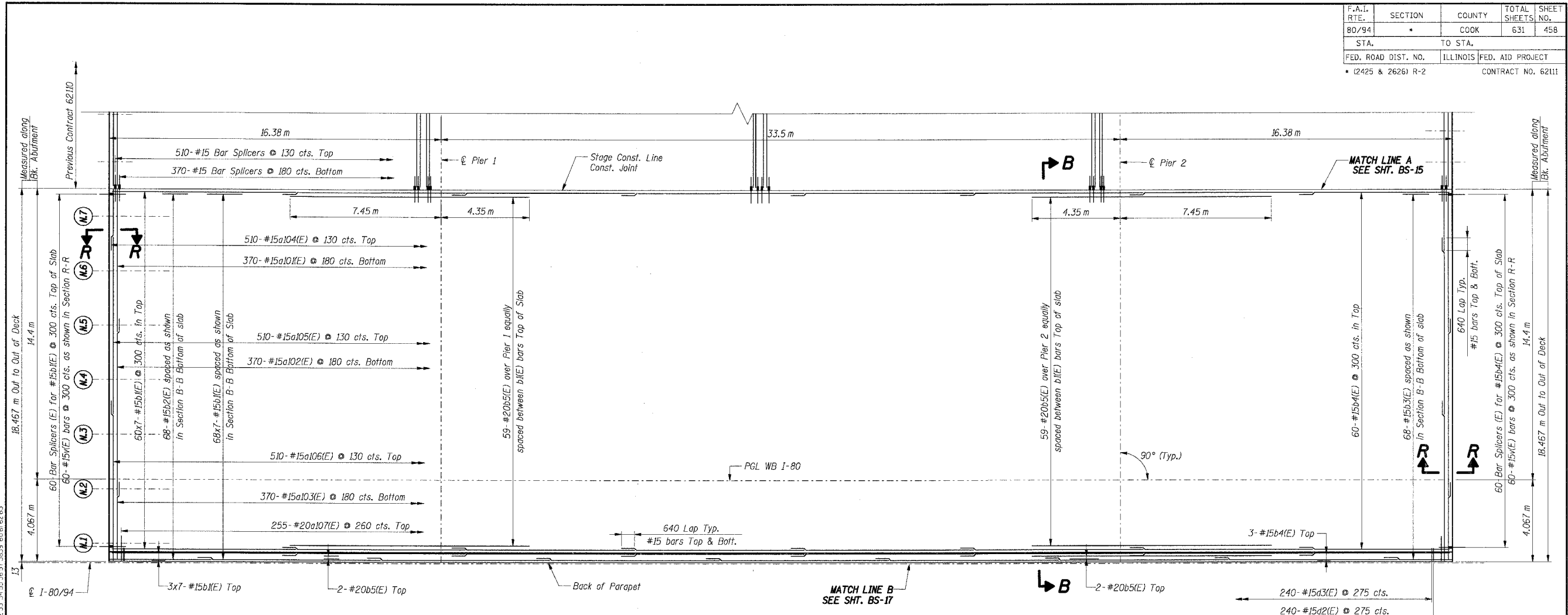
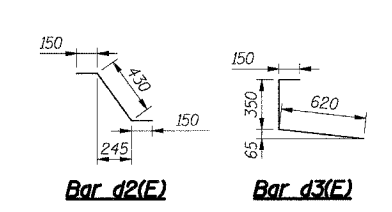
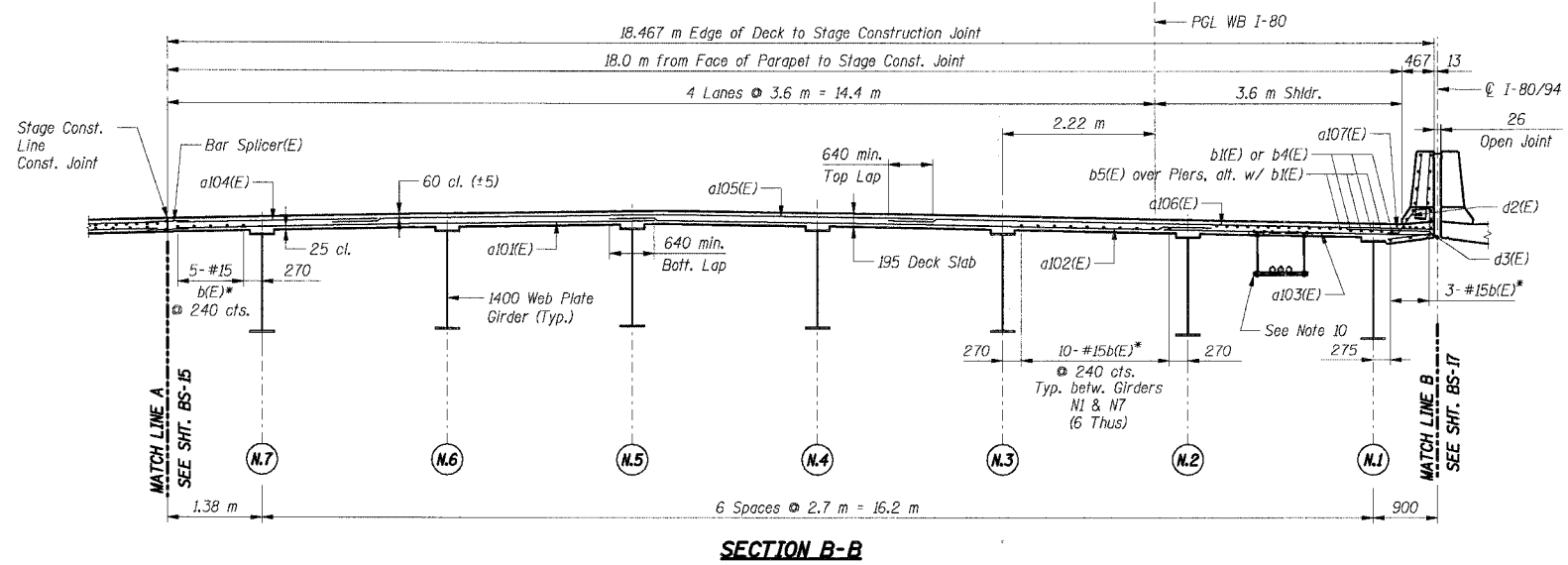


F.A.I. RTE.	SECTION	COUNTY	TOTAL SHEETS	SHEET NO.
80/94	*	COOK	631	458
STA.	TO STA.			
FED. ROAD DIST. NO.	ILLINOIS	FED. AID PROJECT		
* (2425 & 2626) R-2		CONTRACT NO. 62111		



3A1ZTKKJ
 18.467 m Out to Out of Deck
 14.4 m
 4.067 m
 I-80/94
 3x7-#15b(E) Top
 2-#20b5(E) Top
 Back of Parapet
 PGL WB I-80
 640 Lap Typ. #15 bars Top & Bott.
 3-#15b4(E) Top
 2-#20b5(E) Top
 240-#15d3(E) @ 275 cts.
 240-#15d2(E) @ 275 cts.
 18.467 m Edge of Deck to Stage Construction Joint
 18.0 m from Face of Parapet to Stage Const. Joint
 4 Lanes @ 3.6 m = 14.4 m
 3.6 m Shldr.
 467
 13
 I-80/94
 26
 Open Joint
 25
 150
 430
 245
 150
 150
 350
 620
 65
 Bar d2(E)
 Bar d3(E)
 *b1(E), b2(E) or b3(E) bars.
 See Plan for location of bars.
 SHT. BS-16 OF 60
 REVISIONS
 NAME DATE
 DECK PLAN
 DECK CROSS SECTION - II
 DATE: 7/18/2005
 DRAWN BY: LAR
 CHECKED BY: MJK
 TENG & ASSOCIATES, INC.
 ENGINEERS/ARCHITECTS/PLANNERS
 CHICAGO, ILLINOIS



- Notes:**
- All dimensions are in millimeters (mm) except as noted.
 - Reinforcement bars designated (E) shall be epoxy coated.
 - Bars indicated thus 74x10-#15 etc. indicates 74 lines of bars with 10 lengths per line.
 - For Parapet Elevation, see Sht. BS-27.
 - For Reinforcement Bar List & Bill of Material, see Sht. BS-23.
 - Work this Sheet with Shts. BS-15, BS-17 thru BS-23.
 - I.F. Denotes Inside Face
O.F. Denotes Outside Face.
 - All edges shall have a 20 mm chamfer unless noted otherwise.
 - For Section R-R, see Sht. BS-21.
 - Conduits & Hanger Assembly for Fiber Optics. See General Note 18 on Sht. BS-2 & a detail on Sht. BS-3.

ILLINOIS DEPARTMENT OF TRANSPORTATION
 F.A.I. ROUTE 80/94 (KINGERY EXPRESSWAY)
 EB & WB INSIDE LANES (MAINLINE) CONSTRUCTION
 I-80/94 OVER BURNHAM AVENUE
 STRUCTURE NO. 016-2791 STA. 6+772.591
 SECTION 1977-121-R
 COOK COUNTY

**DECK PLAN
 DECK CROSS SECTION - II**

DATE: 7/18/2005
 DRAWN BY: LAR
 CHECKED BY: MJK

TENG
 TENG & ASSOCIATES, INC.
 ENGINEERS/ARCHITECTS/PLANNERS
 CHICAGO, ILLINOIS