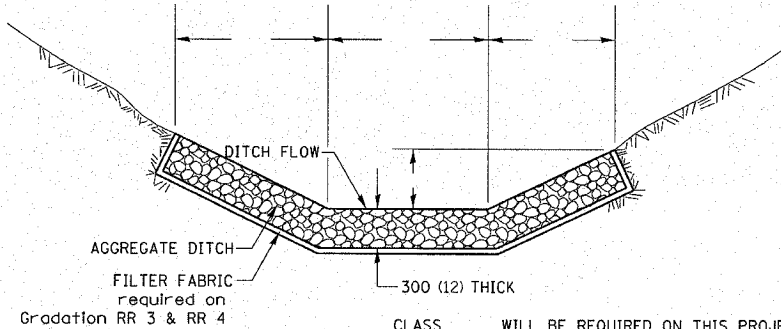


AGGREGATE DITCH FOR FLEXIBLE DITCH LINING

DESIGNER NOTES

- 1) Class A3 or A4 can be used for ditch lining. Use A4 for velocities greater than 3.66 m/s (12 fps.) A3 may be used as an alternate to fibermat.
- 2) Include pay item for FILTER FABRIC FOR USE WITH RIPRAP. Note the specification book does not require fabric on A3 but include it when using this standard.
- 3) Example: Class A4 means A quality and gradation RR 4. See Article 705.01 for size.
- 4) Remember to fill in the dimensions on the ditch section above.
- 5) Add the class A3 or A4 to the note on the bottom right.
- 6) Use Pay Item 28300470 Aggregate Ditch 12" or MX283010 Aggregate Ditch, 300 mm



BEDDING STONE WILL BE USED IN ACCORDANCE WITH ARTICLE 281 OF THE STANDARD SPECIFICATIONS. THE COST WILL BE INCLUDED IN THE COST OF AGGREGATE DITCH.

CLASS ____ WILL BE REQUIRED ON THIS PROJECT AT THE LOCATION SHOWN ON THE PLANS.

THIS WORK SHALL BE DONE IN ACCORDANCE WITH SECTION 283. AGGREGATE DITCH WILL BE MEASURED FOR PAYMENT IN PLACE AND THE AREA COMPUTED IN SQUARE METERS (SQUARE YARD) OF ACTUAL SURFACE AREA. AGGREGATE DITCH WILL BE PAID FOR AT THE CONTRACT UNIT PRICE PER SQUARE METER (SQUARE YARD) FOR AGGREGATE DITCH, 300 mm (12").

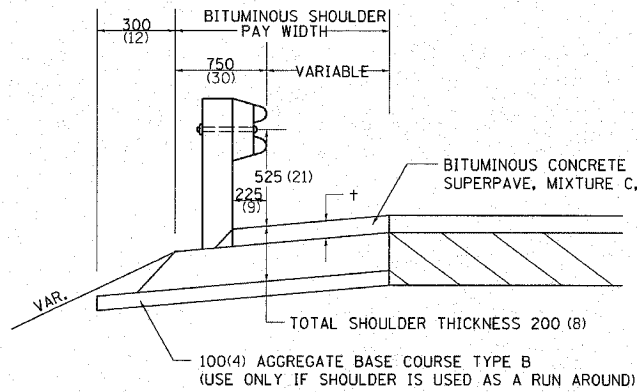
ALL DIMENSIONS ARE IN MILLIMETERS (INCHES) UNLESS OTHERWISE NOTED.

AGGREGATE DITCH FOR FLEXIBLE DITCH LINING 21.4

REVISED 4-12-01

DETAIL OF BITUMINOUS SHOULDER AT GUARD RAIL

CONTRACT NO.			
F.A. RTE.	SECTION	COUNTY	TOTAL SHEETS
646	J02.BB-2	WHITESIDE	69
STA.	TO STA.		
FED. ROAD DIST. NO.	ILLINOIS	FED. AID PROJECT	CONTRACT NO. 64427



† = SEE TYPICAL SECTIONS FOR THICKNESS

GENERAL NOTES

THE TOP LIFT SHALL NOT BE PLACED BEHIND THE GUARDRAIL POSTS. WHEN PLACING THE TOP LIFT THE RAIL & BLOCKOUTS MUST BE REMOVED FROM THE POSTS. THE POST SHALL NOT BE REMOVED.

THE HEIGHT OF THE GUARD RAIL SHALL BE SET 525 (21) FROM THE FINISHED SURFACE.

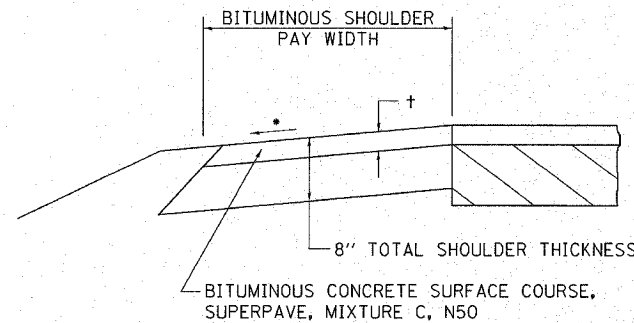
THE BITUMINOUS SHOULDER SHALL BE CONSTRUCTED IN ACCORDANCE WITH SECTION 482 EXCEPT THE TOP LIFT SHALL BE BITUMINOUS CONCRETE SURFACE COURSE, SUPERPAVE, MIXTURE C, N50. THE WORK WILL BE PAID FOR AT THE CONTRACT UNIT PRICE PER TON FOR BITUMINOUS CONCRETE SURFACE COURSE, SUPERPAVE, MIXTURE C, N50, AND SQUARE METER (SQUARE YARD) FOR BITUMINOUS SHOULDERS SUPERPAVE OF THE THICKNESS SPECIFIED. THE REMOVAL & REINSTALLATION OF THE GUARDRAIL WILL BE INCLUDED IN THE COST OF THE BITUMINOUS CONCRETE SURFACE COURSE, SUPERPAVE, MIXTURE C, N50.

ALL DIMENSIONS ARE IN MILLIMETERS (INCHES) UNLESS OTHERWISE NOTED.

DETAIL OF BITUMINOUS SHOULDER AT GUARD RAIL 23.4

REVISED 1-17-02

BITUMINOUS SHOULDER



† = SEE TYPICAL SECTIONS FOR THICKNESS

ALL DIMENSIONS ARE IN MILLIMETERS (INCHES) UNLESS OTHERWISE NOTED.

GENERAL NOTES

THE BITUMINOUS SHOULDER SHALL BE CONSTRUCTED IN ACCORDANCE WITH SECTION 482 EXCEPT THE TOP LIFT SHALL BE BITUMINOUS CONCRETE SURFACE COURSE, SUPERPAVE, MIXTURE C, N50. THE WORK WILL BE PAID FOR AT THE CONTRACT UNIT PRICE PER TON FOR BITUMINOUS CONCRETE SURFACE COURSE, SUPERPAVE, MIXTURE C, N50, AND SQUARE YARD FOR BITUMINOUS SHOULDERS SUPERPAVE OF THE THICKNESS SPECIFIED.

USE BITUMINOUS CONCRETE SURFACE COURSE, SUPERPAVE, MIXTURE C, N50, WHEN RESURFACING EXISTING BITUMINOUS SHOULDERS. THE THICKNESS IS SHOWN ON THE TYPICAL SECTIONS. THIS WORK WILL BE PAID FOR AT THE CONTRACT UNIT PRICE PER TON FOR BITUMINOUS CONCRETE SURFACE COURSE, SUPERPAVE, MIXTURE C, N50.

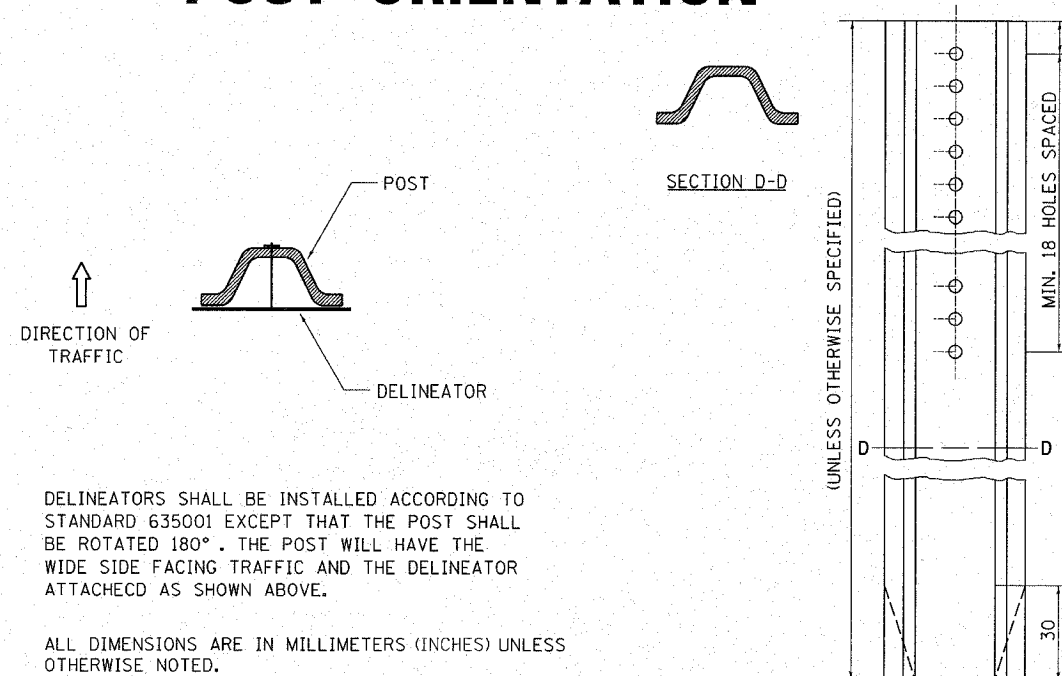
REMOVAL OF MATERIAL FOR PLACEMENT OF THE BITUMINOUS SHOULDER TO BE PAID FOR IN UNITS FOR EXCAVATING AND GRADING EXISTING SHOULDERS OR IN CUBIC YARDS FOR EARTH EXCAVATION OR EARTH EXCAVATION WIDENING.

* 4% WHEN MAINLINE IS ON TANGENT. FOR CROSS SLOPE ON SUPERELEVATION SECTION, SEE HIGHWAY STANDARD 482001 OR 482006.

BITUMINOUS SHOULDER 23.4a

REVISED 5-30-03

DELINEATOR AND POST ORIENTATION



DELINEATORS SHALL BE INSTALLED ACCORDING TO STANDARD 635001 EXCEPT THAT THE POST SHALL BE ROTATED 180°. THE POST WILL HAVE THE WIDE SIDE FACING TRAFFIC AND THE DELINEATOR ATTACHED AS SHOWN ABOVE.

ALL DIMENSIONS ARE IN MILLIMETERS (INCHES) UNLESS OTHERWISE NOTED.

DELINEATOR AND POST ORIENTATION 37.4

REVISED 1-31-00