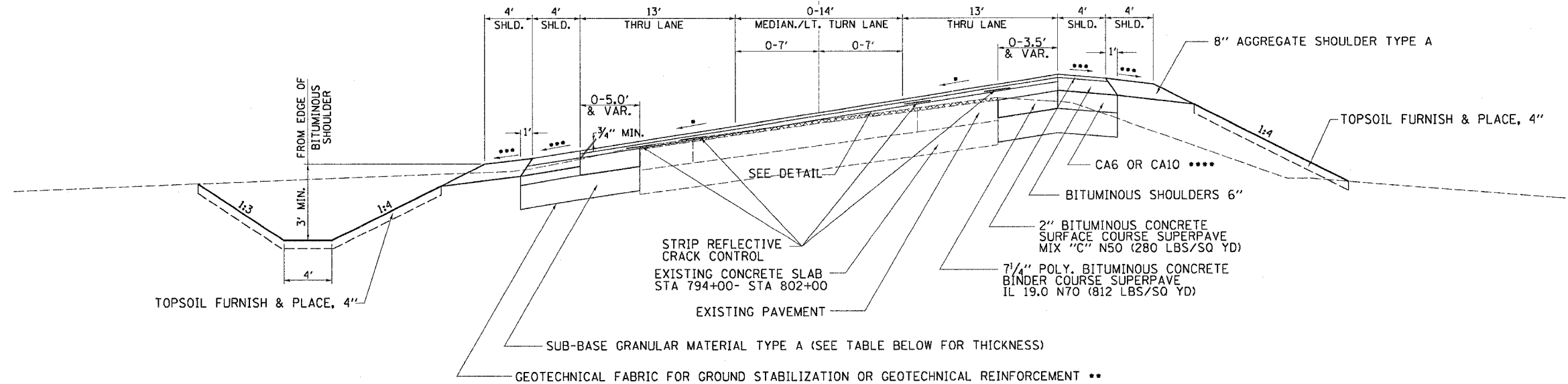


F.A.P. RTE.	SECTION	COUNTY	TOTAL SHEETS	SHEET NO.
573	116R-4	DEKALB	416	14
STA.		TO STA.		
FED. ROAD DIST. NO.	ILLINOIS	FED. AID PROJECT		

TYPICAL SECTIONS

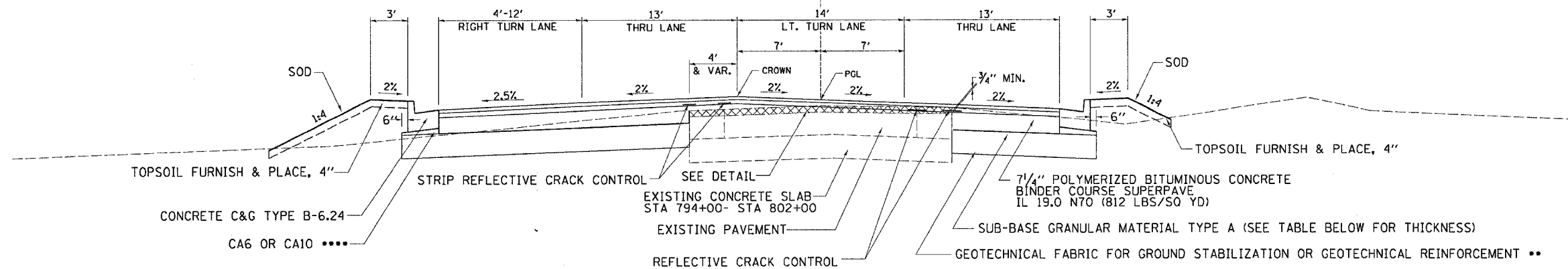
STA. 791+77 - STA. 798+40.11

US RTE 30

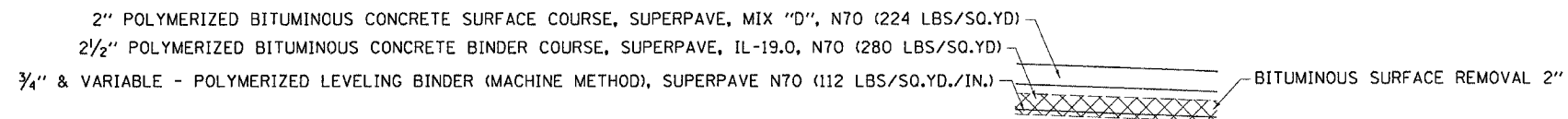


STA. 798+40.11 - STA. 801+50 - 2" GRINDING SECTION
 STA. 801+50 - STA. 803+03 - 3 1/4" GRINDING SECTION

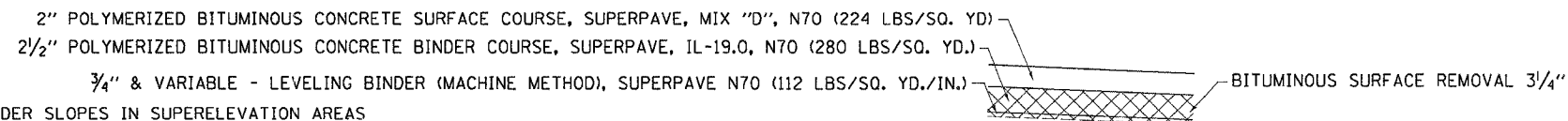
US RTE 30



2" GRINDING AND RESURFACING DETAIL
 STA. 786+00 - STA. 801+50



3 1/4" GRINDING AND RESURFACING DETAIL
 STA. 801+50 - STA. 803+03



12" SUB-BASE	18" SUB-BASE	24" SUB-BASE
STA. 793+00 - 798+00	STA. 853+50 - 854+50	STA. 798+00 - 801+00
STA. 801+00 - 810+00		STA. 810+00 - 817+00
STA. 817+00 - 821+00		STA. 821+00 - 828+00
STA. 828+00 - 835+50		STA. 835+50 - 836+50
STA. 836+50 - 849+50		STA. 849+50 - 850+50
STA. 850+50 - 853+50		STA. 860+75 - 862+50
STA. 854+50 - 860+75		
STA. 862+50 - 865+00		

- 7.8% AND VARIABLE SLOPE
- SEE SCHEDULE FOR LOCATIONS
- SEE HIGHWAY STD. 482001 FOR SHOULDER SLOPES IN SUPERELEVATION AREAS
- COST TO BE INCLUDED IN COST OF ADJACENT CONCRETE CURB AND GUTTER OR BITUMINOUS SHOULDER

THE ENGINEER HAS REVIEWED THIS PLAN AND FINDS IT TO BE IN ACCORDANCE WITH THE SPECIFICATIONS AND STANDARDS OF THE ILLINOIS DEPARTMENT OF TRANSPORTATION.