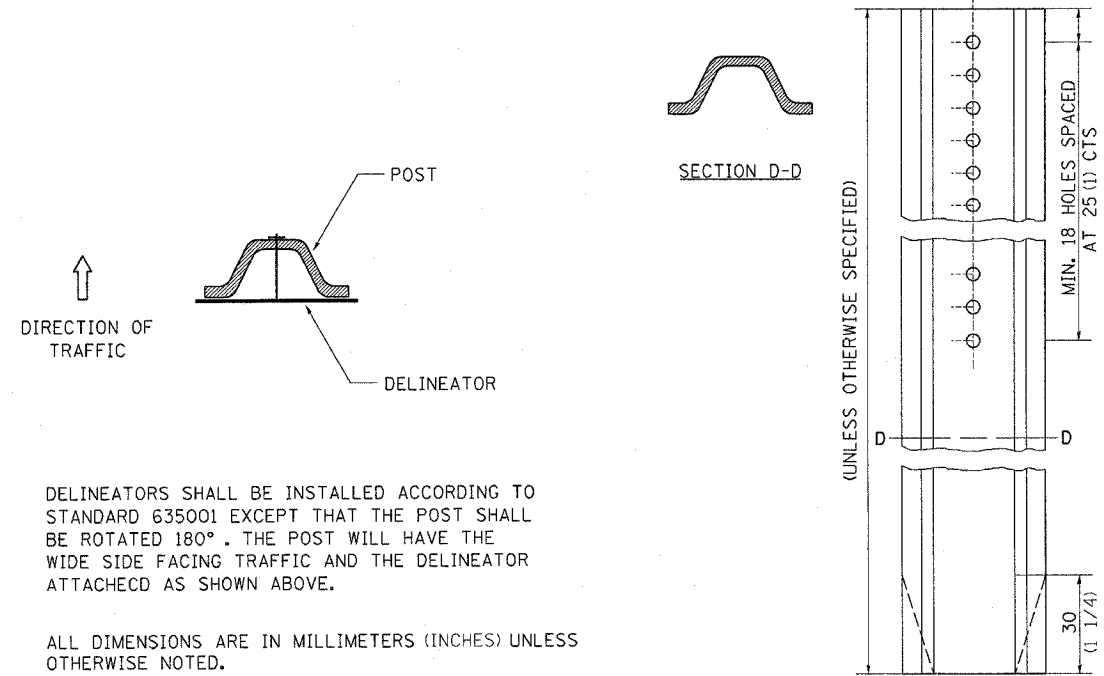


F.A.P. RTE.	SECTION	COUNTY	TOTAL SHEETS	SHEET NO.
553	119BR-3	OGLE	40	27
STA.		TO STA.		
FED. ROAD DIST. NO.		ILLINOIS FED. AID PROJECT		

DELINEATOR AND POST ORIENTATION

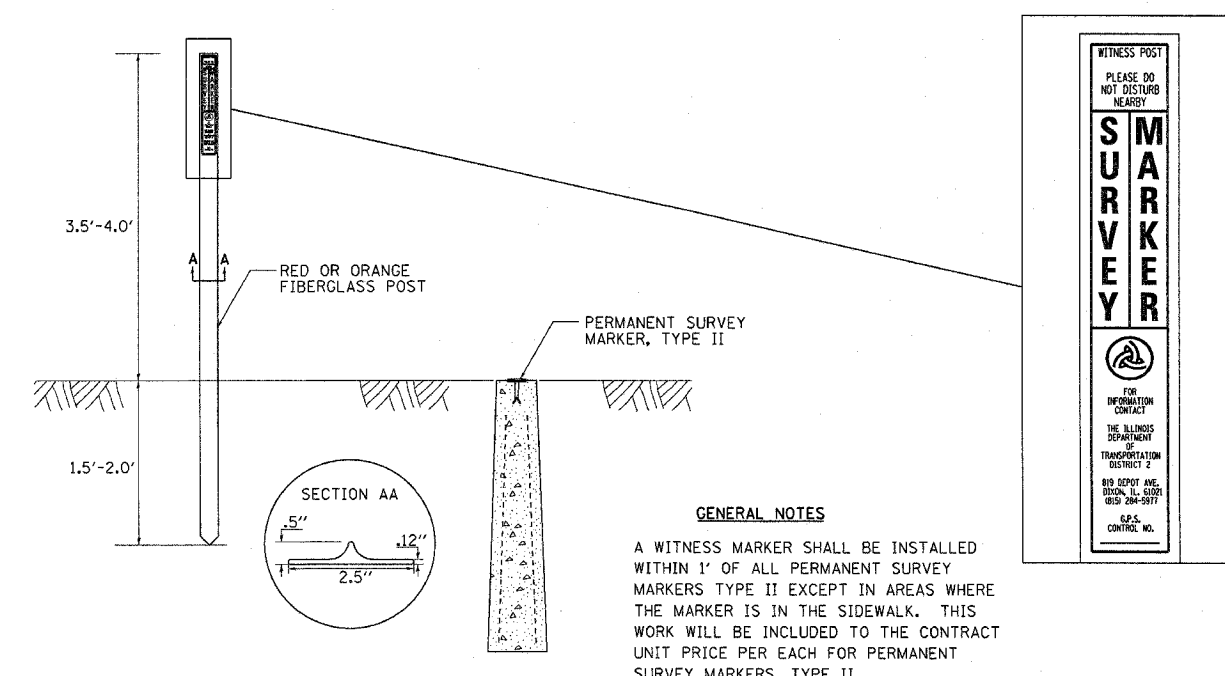


DELINEATORS SHALL BE INSTALLED ACCORDING TO STANDARD 635001 EXCEPT THAT THE POST SHALL BE ROTATED 180°. THE POST WILL HAVE THE WIDE SIDE FACING TRAFFIC AND THE DELINEATOR ATTACHED AS SHOWN ABOVE.

ALL DIMENSIONS ARE IN MILLIMETERS (INCHES) UNLESS OTHERWISE NOTED.

DELINEATOR AND POST ORIENTATION 37.4
REVISED 1-31-00

WITNESS MARKER FOR PERMANENT SURVEY MARKERS TYPE II

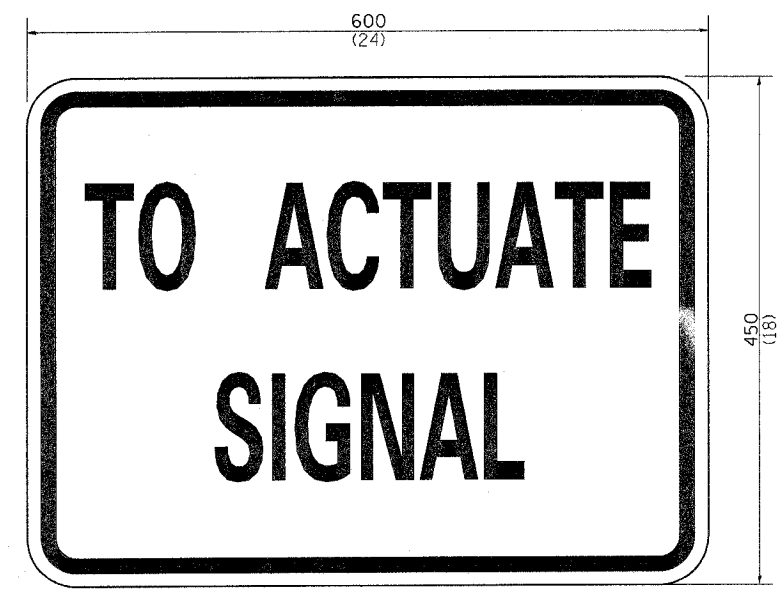


GENERAL NOTES

A WITNESS MARKER SHALL BE INSTALLED WITHIN 1' OF ALL PERMANENT SURVEY MARKERS TYPE II EXCEPT IN AREAS WHERE THE MARKER IS IN THE SIDEWALK. THIS WORK WILL BE INCLUDED TO THE CONTRACT UNIT PRICE PER EACH FOR PERMANENT SURVEY MARKERS, TYPE II.

WITNESS MARKER FOR PERMANENT SURVEY MARKERS TYPE II 38.4
REVISED 1-31-00

STOP LINE SIGN FOR TEMPORARY SIGNALS



SIZE: 600(24) x 450(18)

100(4) CAPITAL LETTERS - BLACK

13 (1/2) BORDER - BLACK

WHITE REFLECTIVE - TYPE B ENGINEERING GRADE SHEETING

GENERAL NOTE:

THIS SIGN SHALL BE INSTALLED AT THE STOP LINE AS DIRECTED BY ENGINEER.

ALL DIMENSIONS ARE IN MILLIMETERS (INCHES) UNLESS OTHERWISE NOTED.

STOP LINE SIGN FOR TEMPORARY SIGNALS 99.4
REVISED 8-7-90

PLOT DATE = Fri Sep 02 11:37:56 2005
PLOT SCALE = 500000
PLOT SCALE = 500000
REFERENCE = 99EF*