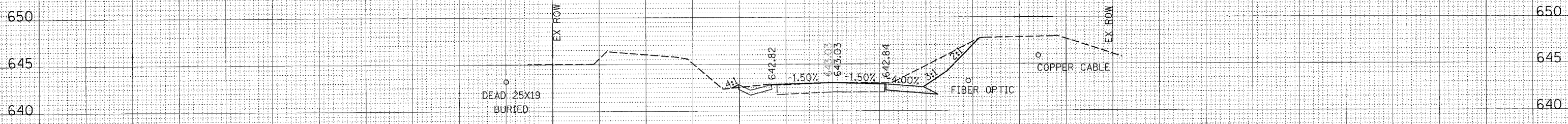


160 150 140 130 120 110 100 90 80 70 60 50 40 30 20 10 0 10 20 30 40 50 60 70 80 90 100 110

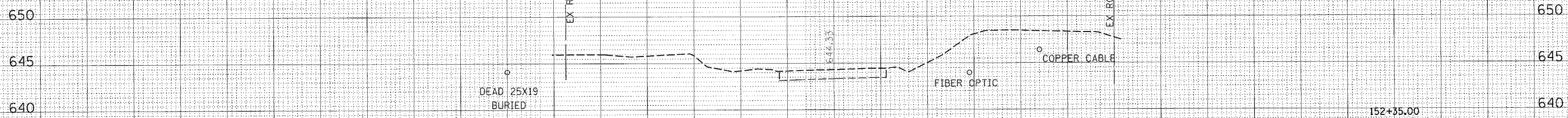
F.A. RTE.	SECTION	COUNTY	TOTAL SHEETS	SHEET NO.
310	81B-1	MORGAN	114	93
STA. 152+00.00		TO STA. 153+03.50		
CONTRACT NO. 72528				

DATE _____ BY _____
 SURVEYED _____
 CHECKED _____
 NOTE BOOK NO. _____
 AREAS CHECKED _____

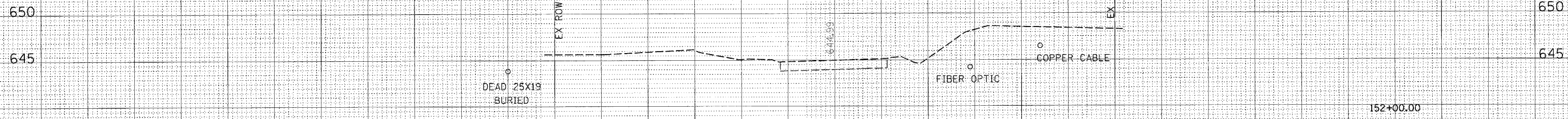


C = 35.8 F = 0.2

153+03.50



152+35.00



152+00.00

160 150 140 130 120 110 100 90 80 70 60 50 40 30 20 10 0 10 20 30 40 50 60 70 80 90 100 110 120 130 140 150

CROSS SECTION, AIRPORT ROAD, US 67 LOCATION 3, STA 152+00.00 TO STA 153+03.50