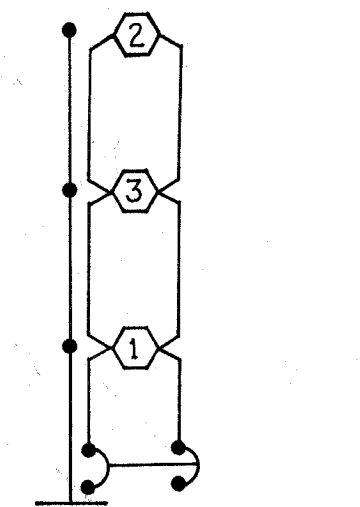
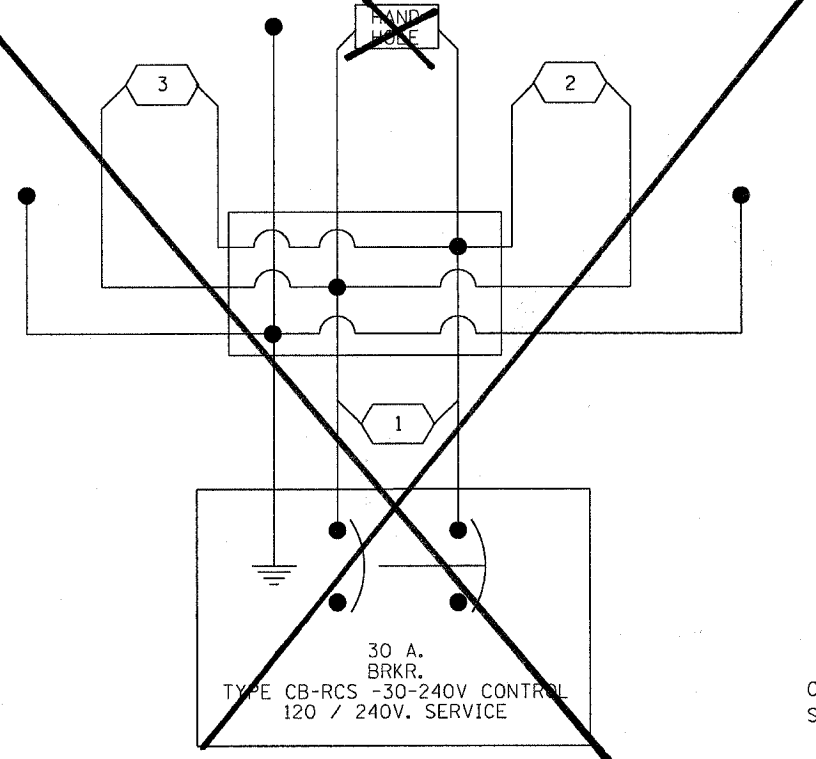


F.A.P. RTE.	SECTION	COUNTY	TOTAL SHEETS	SHEET NO.
309	7HBR-1&7VBR	WHITESIDE	146	33
STA.		TO STA.		
FED. ROAD DIST. NO. 2		ILLINOIS FED. AID PROJECT		
CONTRACT #84883				

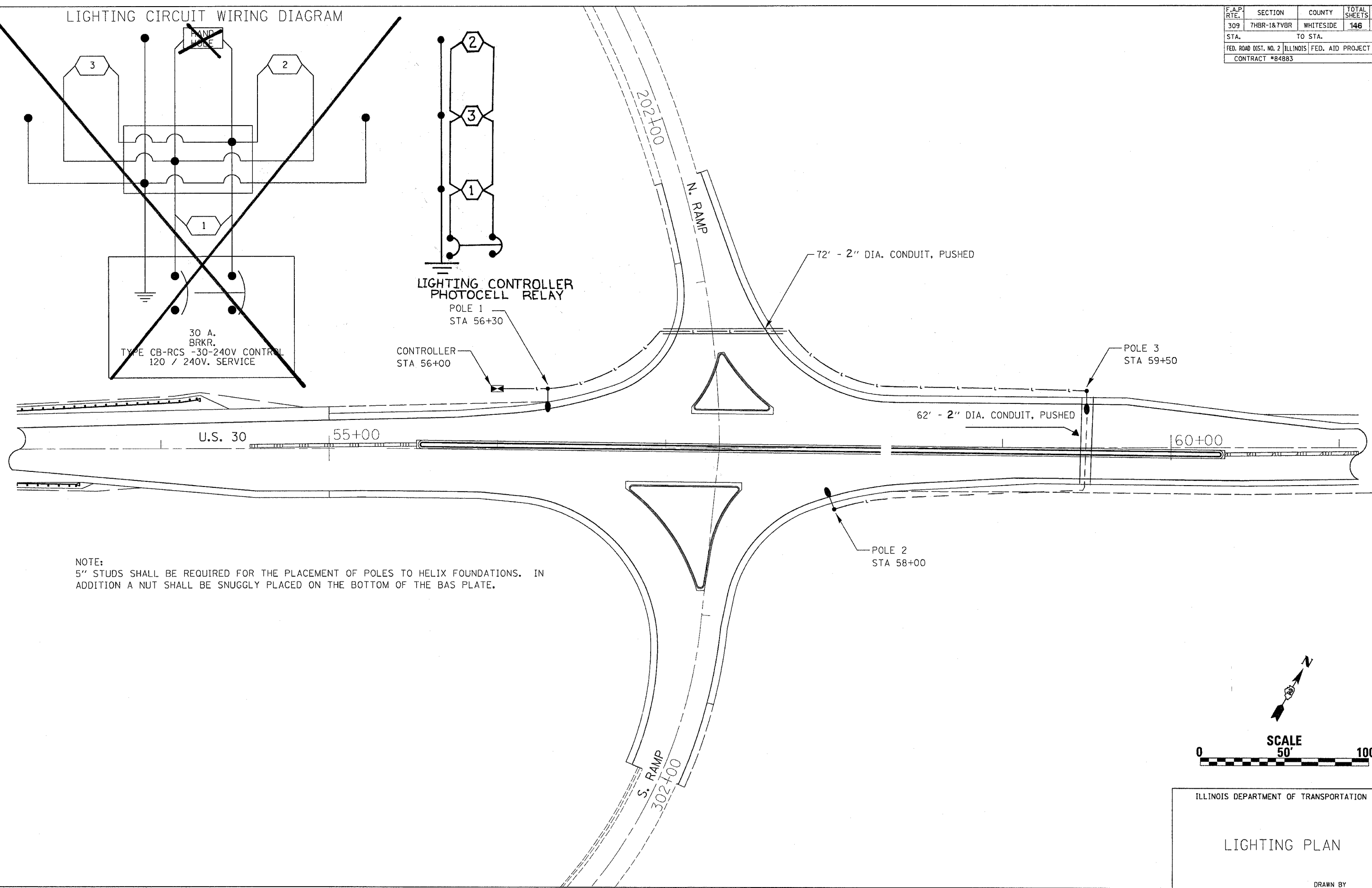
LIGHTING CIRCUIT WIRING DIAGRAM



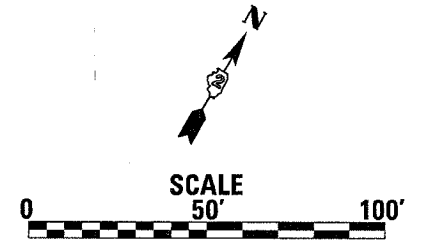
LIGHTING CONTROLLER PHOTOCELL RELAY  
POLE 1  
STA 56+30

CONTROLLER  
STA 56+00

30 A.  
BRKR.  
TYPE CB-RCS -30-240V CONTROL  
120 / 240V. SERVICE



NOTE:  
5" STUDS SHALL BE REQUIRED FOR THE PLACEMENT OF POLES TO HELIX FOUNDATIONS. IN ADDITION A NUT SHALL BE SNUGLY PLACED ON THE BOTTOM OF THE BAS PLATE.



ILLINOIS DEPARTMENT OF TRANSPORTATION  
  
LIGHTING PLAN  
  
DRAWN BY

PLAN	SURVEYED	DATE
	BY	
	NOTED	
	REVISIONS	
	DATE	
	BY	
	NOTE BOOK	
	NO.	

PROFILE	SURVEYED	DATE
	BY	
	NOTED	
	REVISIONS	
	DATE	
	BY	
	NOTE BOOK	
	NO.	