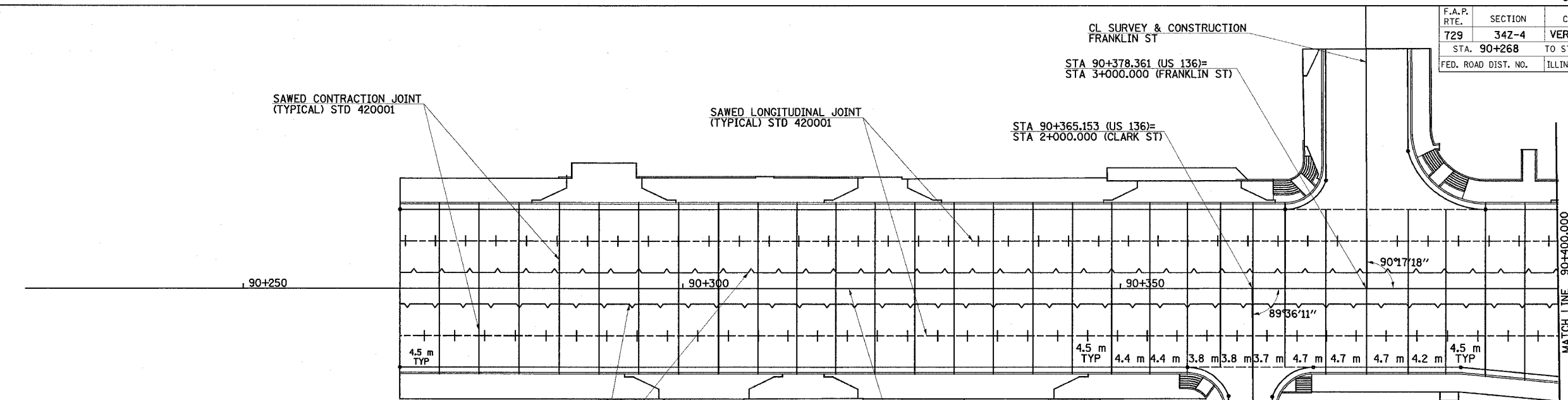


F.A.P. RTE.	SECTION	COUNTY	TOTAL SHEETS	SHEET NO.
729	34Z-4	VERMILION	285	92
STA. 90+268		TO STA. 90+575		
FED. ROAD DIST. NO.		ILLINOIS FED. AID PROJECT		



**NOTES:**

THESE PLANS ARE INTENDED TO PROVIDE THE LOCATIONS FOR ALL JOINTS ON THE PROPOSED 230mm JOINTED PCC PAVEMENT. THE JOINTS SHALL BE CONSTRUCTED IN ACCORDANCE WITH STD 420001. THE PAVEMENT SHALL BE IN ACCORDANCE WITH STD 420101 OR 420106.

FOR PAVEMENT ROUNDOUTS AT DRAINAGE STRUCTURES REFER TO STANDARD 420111.

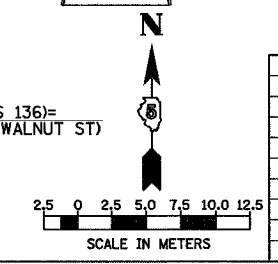
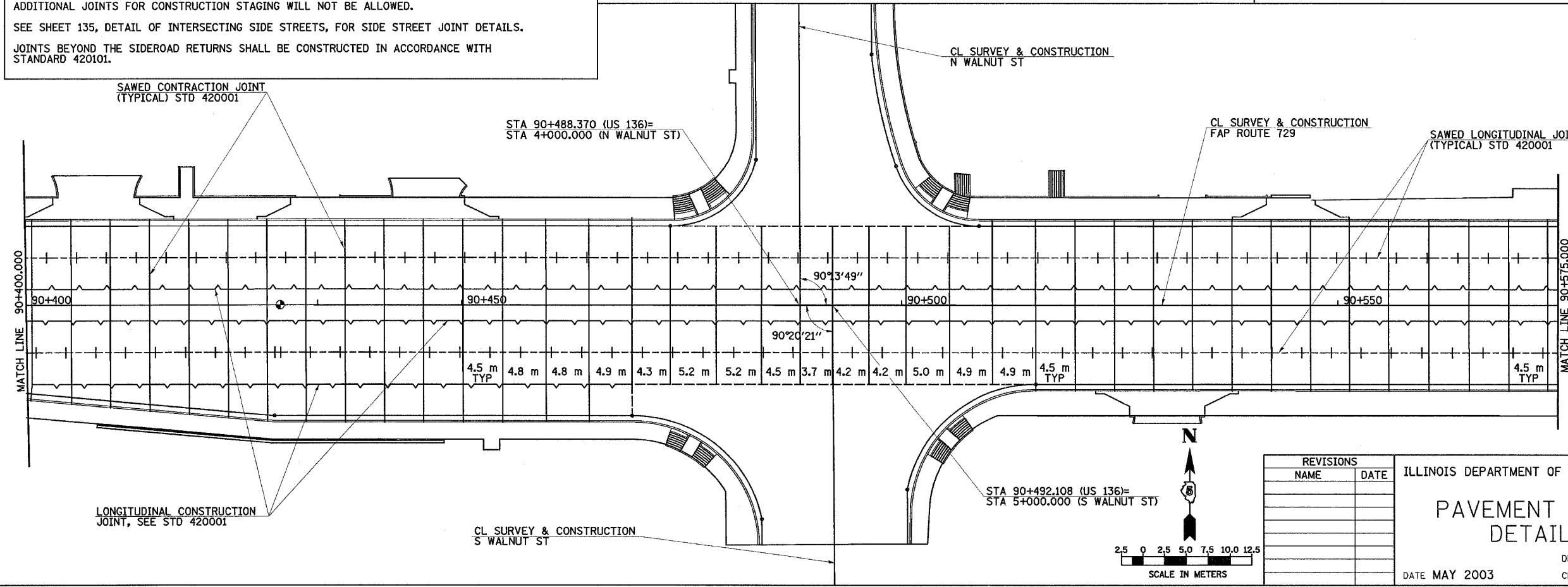
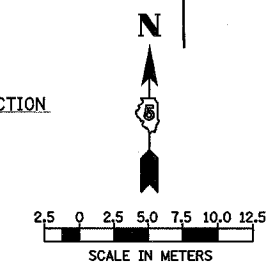
JOINT LOCATIONS MAY BE CHANGED AT THE DISCRETION OF THE ENGINEER TO MATCH FIELD CONDITIONS.

DOWEL BARS FOR ALL JOINTS SHALL BE INSTALLED PARALLEL TO THE CENTERLINE OF THE STREET BEING CONSTRUCTED. THE CONTRACTOR SHOULD NOTE THAT SOME JOINTS ARE "SKEWED" TO THE CENTERLINE AND THE STANDARD DOWEL ASSEMBLY WILL HAVE TO BE MODIFIED.

CONSTRUCTION JOINTS SHALL BE AT LOCATIONS WHERE A JOINT IS SHOWN ON THE PLANS. ADDITIONAL JOINTS FOR CONSTRUCTION STAGING WILL NOT BE ALLOWED.

SEE SHEET 135, DETAIL OF INTERSECTING SIDE STREETS, FOR SIDE STREET JOINT DETAILS.

JOINTS BEYOND THE SIDEROAD RETURNS SHALL BE CONSTRUCTED IN ACCORDANCE WITH STANDARD 420101.



REVISIONS	
NAME	DATE

ILLINOIS DEPARTMENT OF TRANSPORTATION

**PAVEMENT JOINT DETAILS**

DATE MAY 2003

DRAWN BY TD  
CHECKED BY AWM