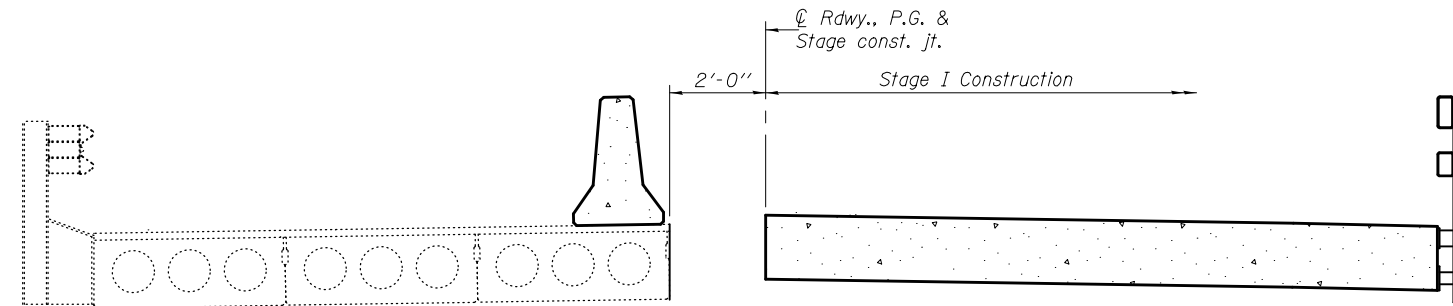
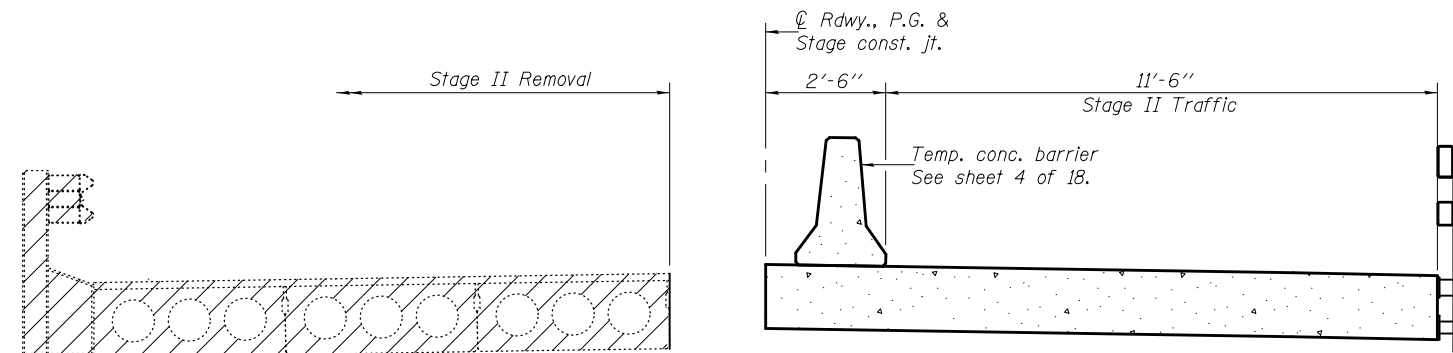


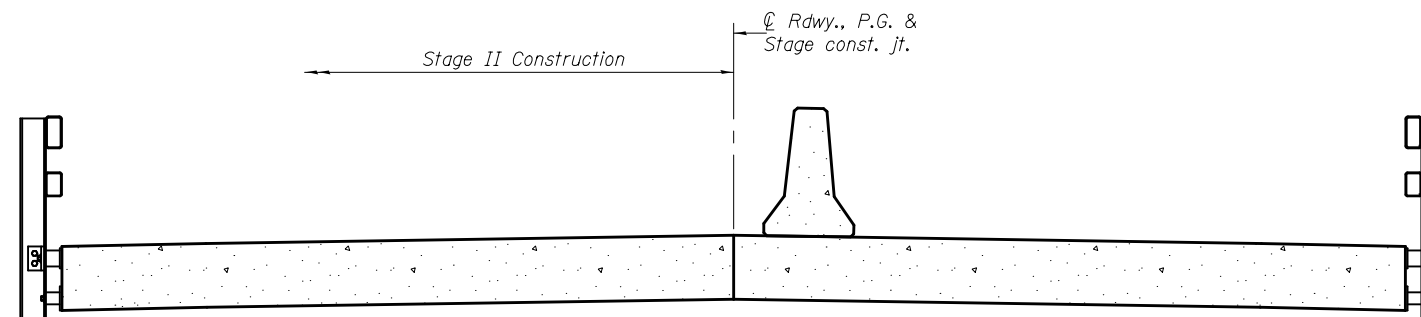
STAGE I REMOVAL



STAGE I CONSTRUCTION



STAGE II REMOVAL



STAGE II CONSTRUCTION

Notes: All cross sections are looking West.
 Hatched area indicates Removal of Existing Superstructure.
 For quantity of Temporary Concrete Barrier, see Roadway Plans.

DESIGNED - Paul S. Johnson	EXAMINED	DATE - OCTOBER 16, 2014
CHECKED - Zachary T. Bulva	<i>Joanne F. [Signature]</i> ACTING ENGINEER OF BRIDGE DESIGN	
DRAWN - h.t. duong	PASSED	REVISED
CHECKED - PSJ/ZTB	<i>Carl [Signature]</i> ACTING ENGINEER OF BRIDGES AND STRUCTURES	REVISED

**STATE OF ILLINOIS
 DEPARTMENT OF TRANSPORTATION**

**STAGE CONSTRUCTION DETAILS
 STRUCTURE NO. 053-0157**

SHEET NO. 3 OF 18 SHEETS

F.A.S. RTE.	SECTION	COUNTY	TOTAL SHEETS	SHEET NO.
370	(102BR)BR	LIVINGSTON	65	24
			CONTRACT NO. 66A18	
ILLINOIS FED. AID PROJECT				