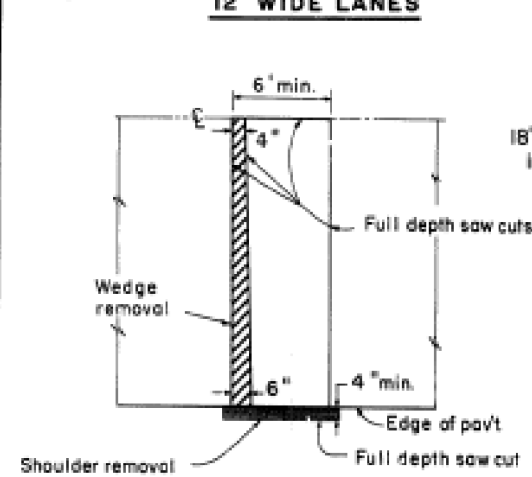


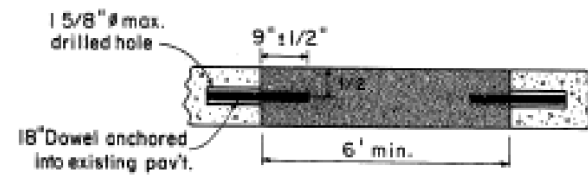
12' WIDE LANES

14' WIDE RAMP


16' WIDE RAMP



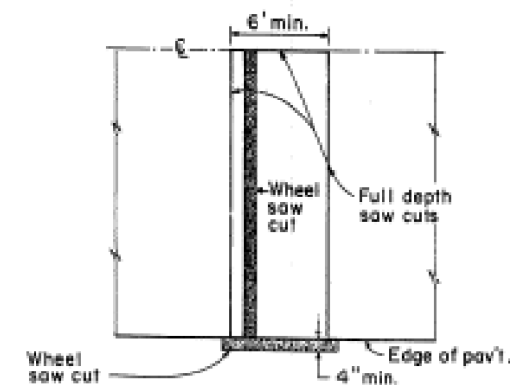
PAVEMENT SAWING DETAIL



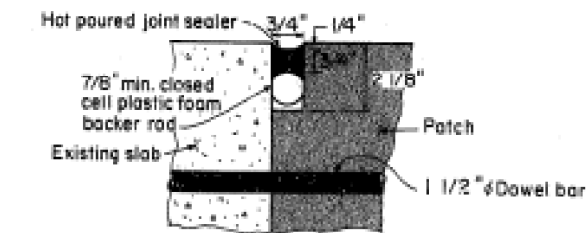
PCC PATCH DETAIL



CENTERLINE JOINT



ALTERNATE SAWING DETAIL



TRANSVERSE JOINT

NOTES

Patches 12 feet or longer shall be reinforced with pavement fabric meeting the requirements of Standard 2347.

When patching two adjacent lanes in one operation, the longitudinal joint shall be a sawed longitudinal joint as detailed on Standard 2323; however, tie bars shall only be included for patches 20 feet or longer.

Patches 40 feet or longer shall have sawed contraction joints, in accordance with Standard 2323, at 40 foot maximum intervals and be in prolongation with joints or cracks in the adjacent lane whenever possible.

Patches 20 feet or longer shall be tied to the adjacent lane with 3/4" diameter expansion anchor ties conforming to the requirements of Section 657 of the Standard Specifications.

Illinois Department of Transportation

PASSED: Mar. 24, 1988

APPROVED: Mar. 24, 1988

John Elmer Jr. Engineer of Policy and Procedures

Robert Engineer of Design

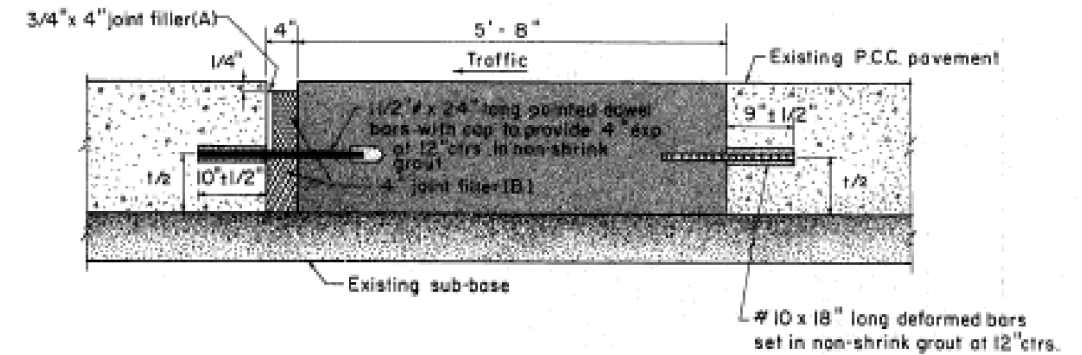
CLASS B PATCHES

(Sheet 1 of 2)

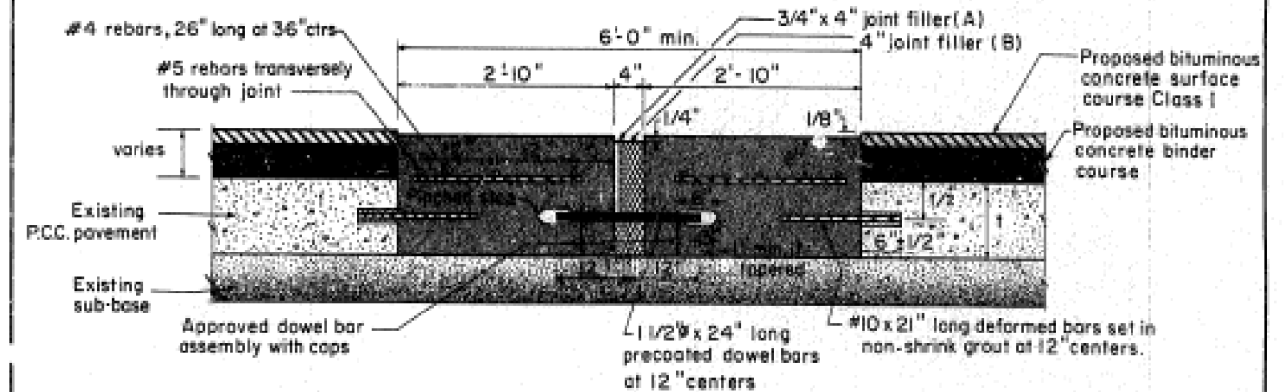
STANDARD 2426

(Half Size) D.W.W. Sr.

FOR INFORMATION ONLY



4" EXPANSION JOINT METHOD I



4" EXPANSION JOINT METHOD II (PLACE AFTER RS)

NOTES

The 3/4" joint filler shall be installed after the concrete has set.

Preformed Joint Filler (A) shall conform to the requirements of Article 715.08.

Preformed Joint Filler (B) shall conform to the requirements of Article 715.10.

Dowel bars in approved assemblies shall be coated in accordance with the requirements of Article 710.14.

Illinois Department of Transportation

PASSED: Mar. 24, 1988

APPROVED: Mar. 24, 1988

John Elmer Jr. Engineer of Policy and Procedures

Robert Engineer of Design

CLASS B PATCHES

(Sheet 2 of 2)

STANDARD 2426

(Half Size) D.W.W. Sr.

FILE NAME =	USER NAME = Schwkerg	DESIGNED -	REVISED -
et:\pw_work\p\dot\schwkenrg\d0179226\066A18-existing-bridge-plans.dgn		DRAWN -	REVISED -
PLOT SCALE = 100.0000 / 1 in.		CHECKED -	REVISED -
PLOT DATE = 8/14/2014		DATE -	REVISED -

STATE OF ILLINOIS
DEPARTMENT OF TRANSPORTATION

EXISTING STRUCTURE PLANS

SCALE: SHEET NO. OF SHEETS STA. TO STA.

F.A.S. RTE.	SECTION	COUNTY	TOTAL SHEETS	SHEET NO.
370	(102 BR)BR	LIVINGSTON	65	53
			CONTRACT NO. 66A18	
ILLINOIS FED. AID PROJECT				