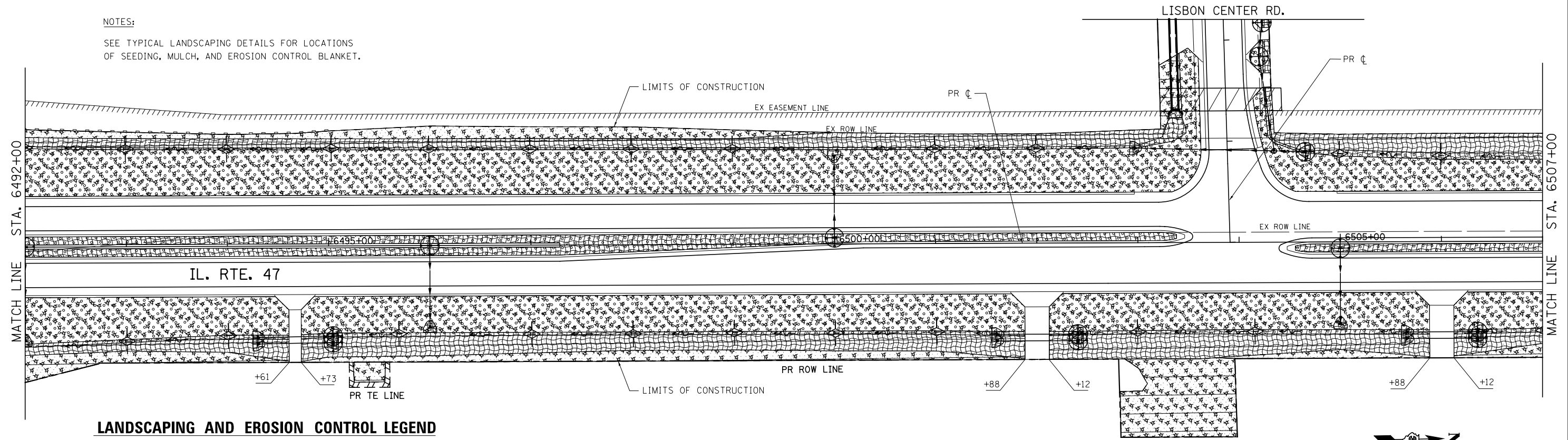










**NOTES:**

SEE TYPICAL LANDSCAPING DETAILS FOR LOCATIONS OF SEEDING, MULCH, AND EROSION CONTROL BLANKET.



**LANDSCAPING AND EROSION CONTROL LEGEND**

-  TEMPORARY DITCH CHECKS
-  PERIMETER EROSION BARRIER
-  INLET AND PIPE PROTECTION
-  SEEDING, CLASS 2A
-  EROSION CONTROL BLANKET
-  STONE RIPRAP
-  SEEDING, CLASS 4
-  MULCH, METHOD 2

