



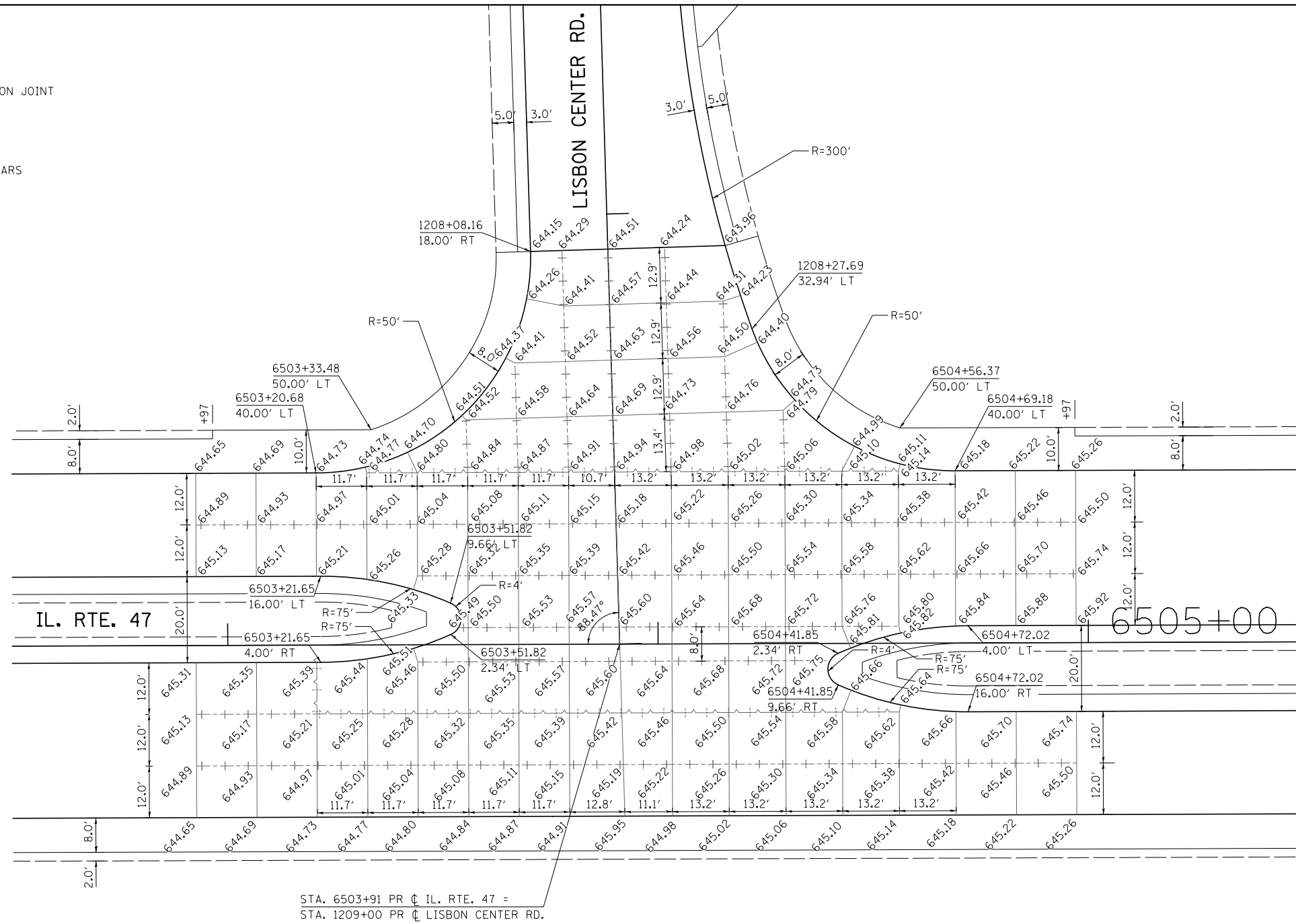


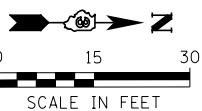
**JOINT LEGEND**

-  LONGITUDINAL OR TRANSVERSE CONSTRUCTION JOINT
-  SAWED LONGITUDINAL JOINT
-  TRANSVERSE SAWED CONTRACTION JOINT
-  SAWED CONSTRUCTION JOINT WITH DOWEL BARS



NOTES:

1. ALL TRANSVERSE JOINTS ARE SPACED AT 14' UNLESS OTHERWISE NOTED.
2. ELEVATIONS SHOWN AT CURB AND GUTTER LOCATIONS ARE EDGE OF PAVEMENT ELEVATIONS.



FILE NAME =	USER NAME = bdecreene	DESIGNED - RC	REVISED -	<b>STATE OF ILLINOIS DEPARTMENT OF TRANSPORTATION</b>	<b>IL. RTE. 47 &amp; LISBON CENTER RD. INTERSECTION DETAIL AND JOINTING PLAN</b>	F.A.P. RTE. =	SECTION	COUNTY	TOTAL SHEETS	SHEET NO.	
V:\3195\66884 (North Section)\CADD Sheets\ND366884-shr-joint-06.dgn		DRAWN - RC	REVISED -			326	(109, 110)R-1	KENDALL	619	309	
PLOT SCALE = 30.0000' / in.		CHECKED - ST	REVISED -			CONTRACT NO. 66884					
*MODELNAME*		DATE - 7/01/2014	REVISED -			SCALE: 1"=15'	SHEET NO. 6 OF 10 SHEETS	STA. 6502+50	TO STA. 6505+50	ILLINOIS FED. AID PROJECT	