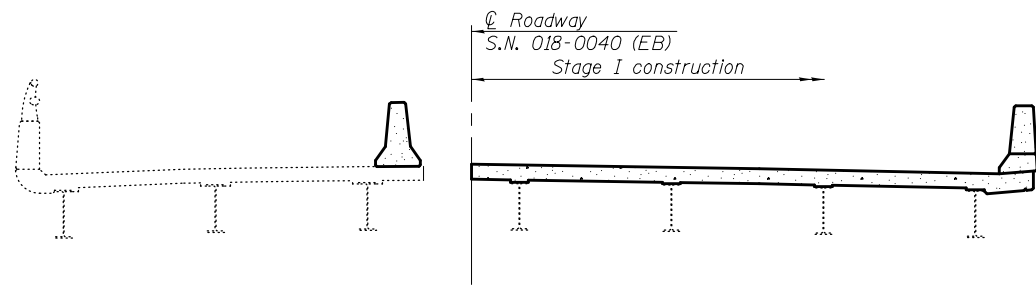
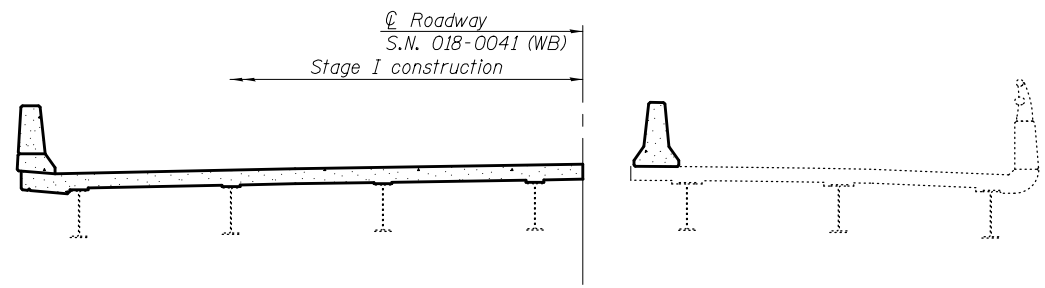
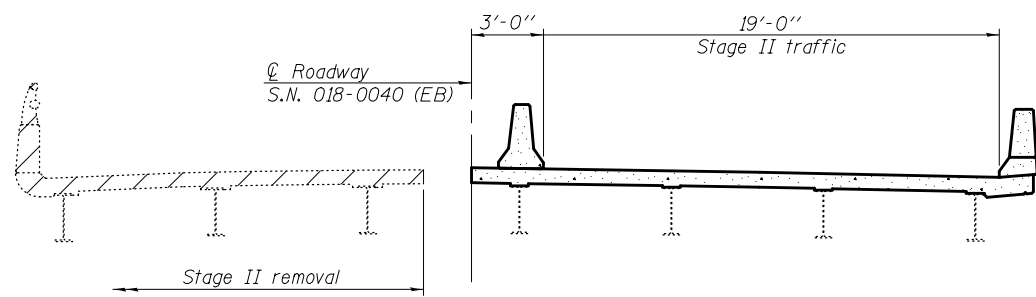
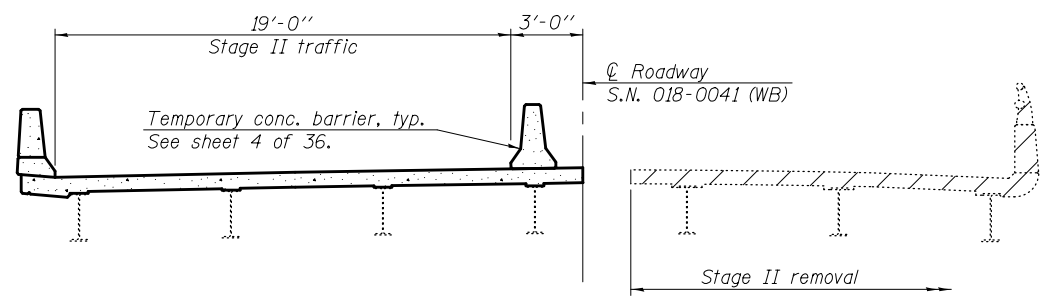


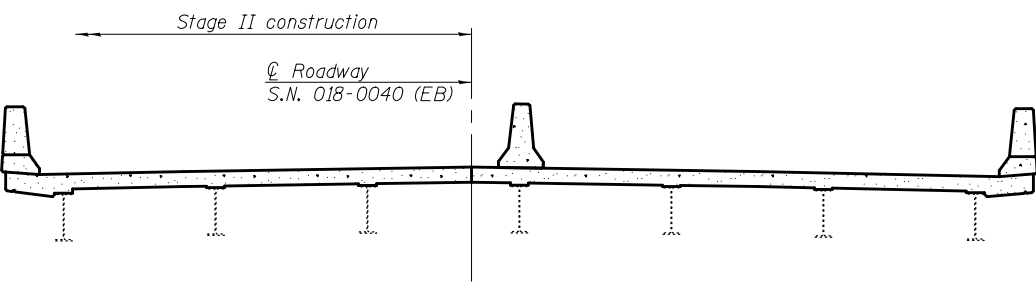
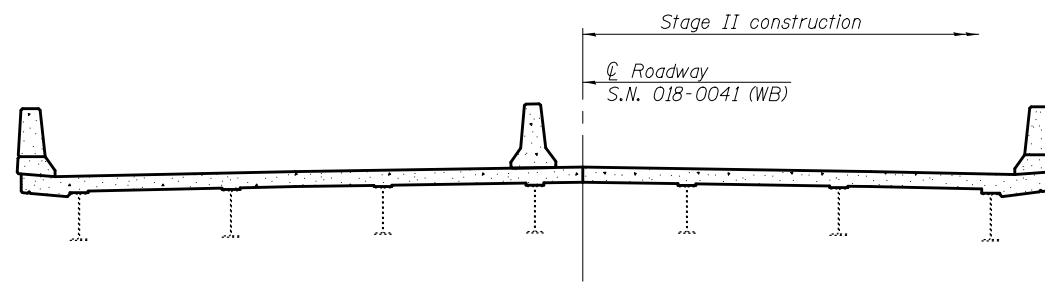
**STAGE I REMOVAL**



**STAGE I CONSTRUCTION**



**STAGE II REMOVAL**



**STAGE II CONSTRUCTION**

Notes:  
 All staging cross sections are looking East.  
 For quantity of Temporary Concrete Barrier, see roadway plans.  
 Hatched area indicates Removal of Existing Concrete Deck.

DESIGNED - FESSEHA TEKLEHAIMANOT	EXAMINED - <i>Joanne F. DeLuca</i> ACTING ENGINEER OF BRIDGE DESIGN	DATE - SEPTEMBER 16, 2014
CHECKED - JOSUE ORTIZ-VARELA	PASSED - <i>Carl Perry</i> ACTING ENGINEER OF BRIDGES AND STRUCTURES	REVISED
DRAWN - MICHAEL B. MOSSMAN		REVISED
CHECKED - F.T. / J.O.V. / G.R.A.		

**STATE OF ILLINOIS  
 DEPARTMENT OF TRANSPORTATION**

**STAGE CONSTRUCTION DETAILS  
 STRUCTURE NO. 018 - 0040 (EB) & 018 - 0041 (WB)**

SHEET NO. 3 OF 36 SHEETS

F.A.I. RTE.	SECTION	COUNTY	TOTAL SHEETS	SHEET NO.
70	(18-45HB-1)BR	CUMBERLAND	43	10
CONTRACT NO. 74187				
ILLINOIS FED. AID PROJECT				