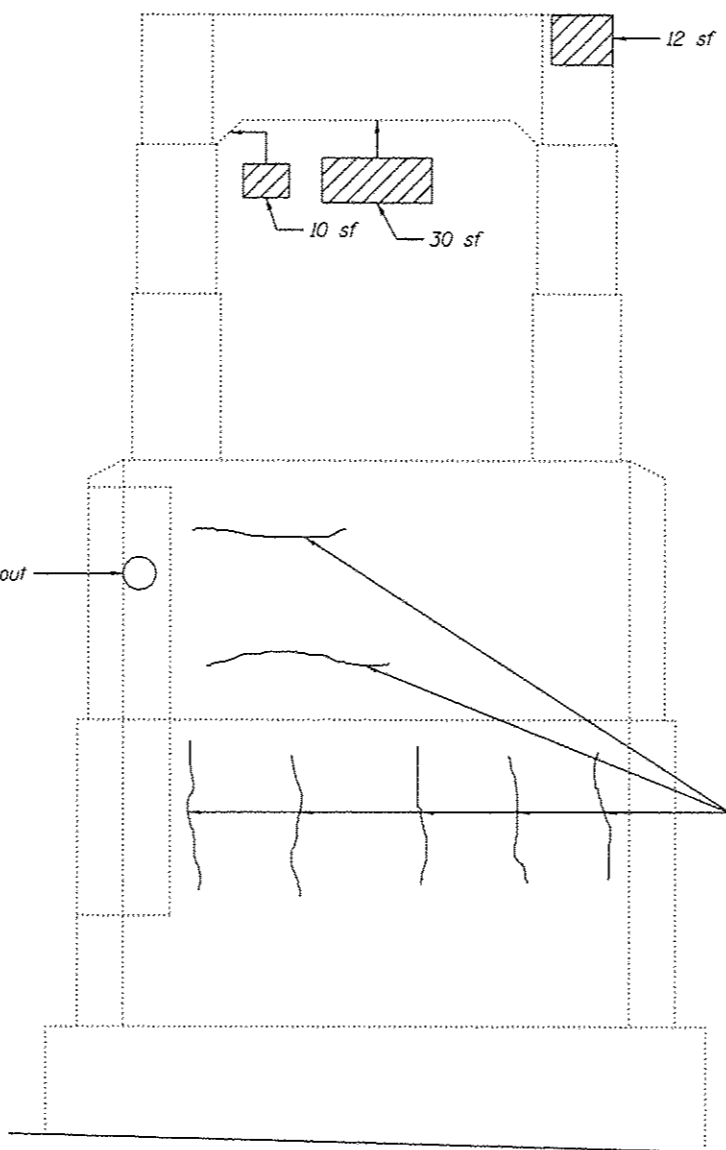


PIER 9
(West Face)



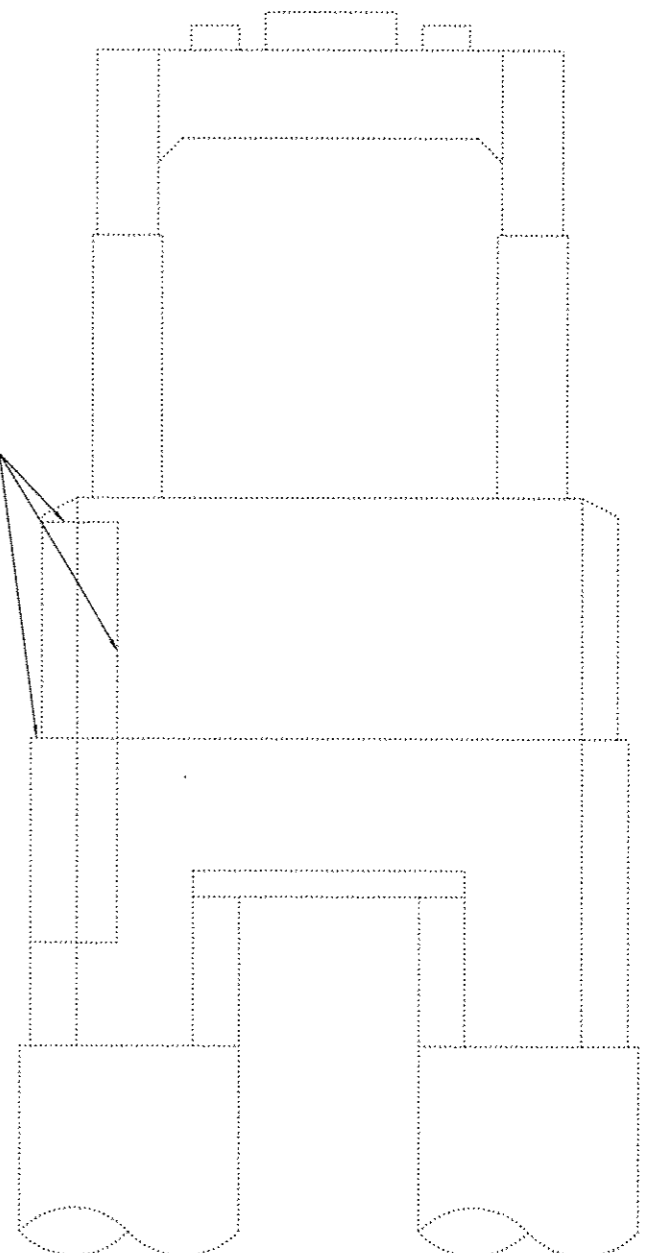
PIER 10
(West Face)

Polymer concrete grout behind armour plate

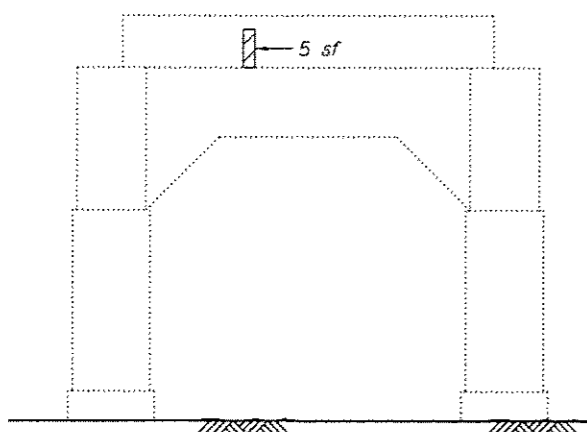
* Polymer concrete grout behind armour plate

Epoxy Crack Injection (Both Faces)

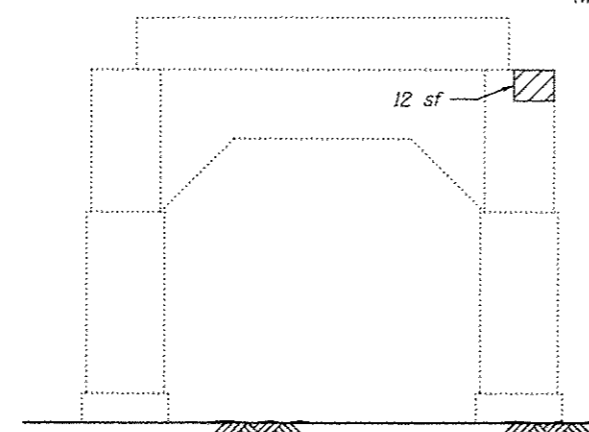
Epoxy Crack Injection (Both Faces)



PIER 11
(West Face)



PIER 8
(East Face)



PIER 8
(West Face)

* Area shown is behind damaged steel armour plate. The area shall be grouted with Polymer Concrete. After the concrete repair, the damaged plate of armour part shall be cut and replaced in kind. The cost shall be included with pay item Polymer Concrete.

LEGEND

- Structural Repair of Concrete (Depth equal to or less than 5 in.)
- Epoxy Crack Injection

BILL OF MATERIAL

Item	Unit	Total
Structural Repair of Concrete (Depth equal to or less than 5 in.)	Sq. Ft.	69
Polymer Concrete	Cu. Ft.	5
Epoxy Crack Injection	Foot	125

Note:
Repair of the existing piers shall include but may not be limited to the areas shown. The actual area to be repaired will be determined by the Engineer at the time of construction.