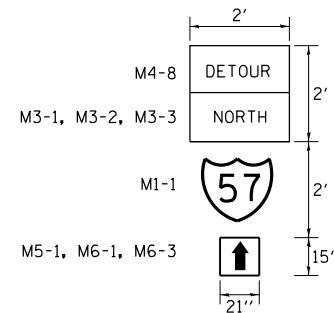


3.0" RADIUS, 1.0" BORDER, BLACK ON FLUORESCENT ORANGE;  
"CLOSED" E MOD 2K

C	L	O	S	E	D
10.4	9.8	2.6	8.9	1.4	10.1
2.5	9.7	3.0	8.9	2.5	9.8
10.4					

TO BE PLACED OVER EXIT SIGN ON OVERHEAD SIGN STRUCTURES

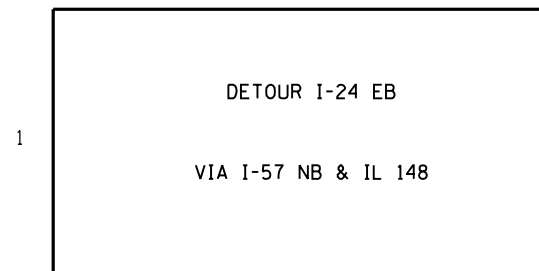
**SIGN DETAIL**



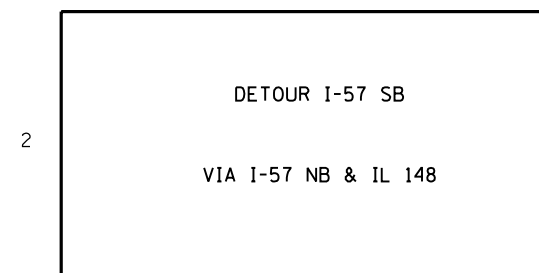
**3 PROPOSED SIGN**

NOTES:


1. THE POSTS SHALL BE PLACED 12 FEET FROM THE EDGE OF PAVEMENT AS DIRECTED BY THE ENGINEER.
2. ALL SIGN HARDWARE REQUIRED TO INSTALL THE ALTERNATE ROUTE SIGNING SHALL BE INCLUDED IN THE COST OF SIGN PANEL TYPE 1.
3. SIGNS SHALL BE REMOVED ON COMPLETION OF THE CONTRACT AT THE DIRECTION OF THE ENGINEER. THIS WORK SHALL BE COMPLETED ACCORDING TO SECTION 724 OF THE STANDARD SPECIFICATIONS. THIS WORK WILL NOT BE PAID FOR. THE SIGNS AND POSTS SHALL BECOME THE PROPERTY OF THE CONTRACTOR.
4. THE RELOCATING, MAINTENANCE OR REPLACEMENT OF SIGNS SHALL BE PAID FOR IN ACCORDANCE WITH ARTICLE 109.04.
5. EXACT SIGN PLACEMENT WILL BE DETERMINED BY THE ENGINEER.
6. THE DISTRICT 9 OPERATIONS ENGINEER SHALL BE CONTACTED 10 DAYS PRIOR TO THE ERECTION OF SIGNS.
7. ALL SIGNS SHALL CONFORM TO THE MUTCD AND SECTION 1106 OF THE STANDARD SPECIFICATIONS.



SUGGESTED MESSAGE FOR CHANGEABLE MESSAGE BOARD



SUGGESTED MESSAGE FOR CHANGEABLE MESSAGE BOARD



FILE NAME =	USER NAME = colemm	DESIGNED -	REVISED -	<b>STATE OF ILLINOIS DEPARTMENT OF TRANSPORTATION</b>	<b>I-24 RAMP BC &amp; CA CLOSURE DETOUR SIGNING</b>			F.A.I. RTE.	SECTION	COUNTY	TOTAL SHEETS	SHEET NO.
et:\pw\work\p\dot\colemm\d0351283\shd- stageconstruction.dgn	DRAWN -	REVISED -	57						WILLIAMSON	107	89	
Default	PLOT SCALE = 100.0000' / in.	CHECKED -	REVISED -					CONTRACT NO. 78380				
	PLOT DATE = 8/22/2014	DATE -	REVISED -					ILLINOIS FED. AID PROJECT				